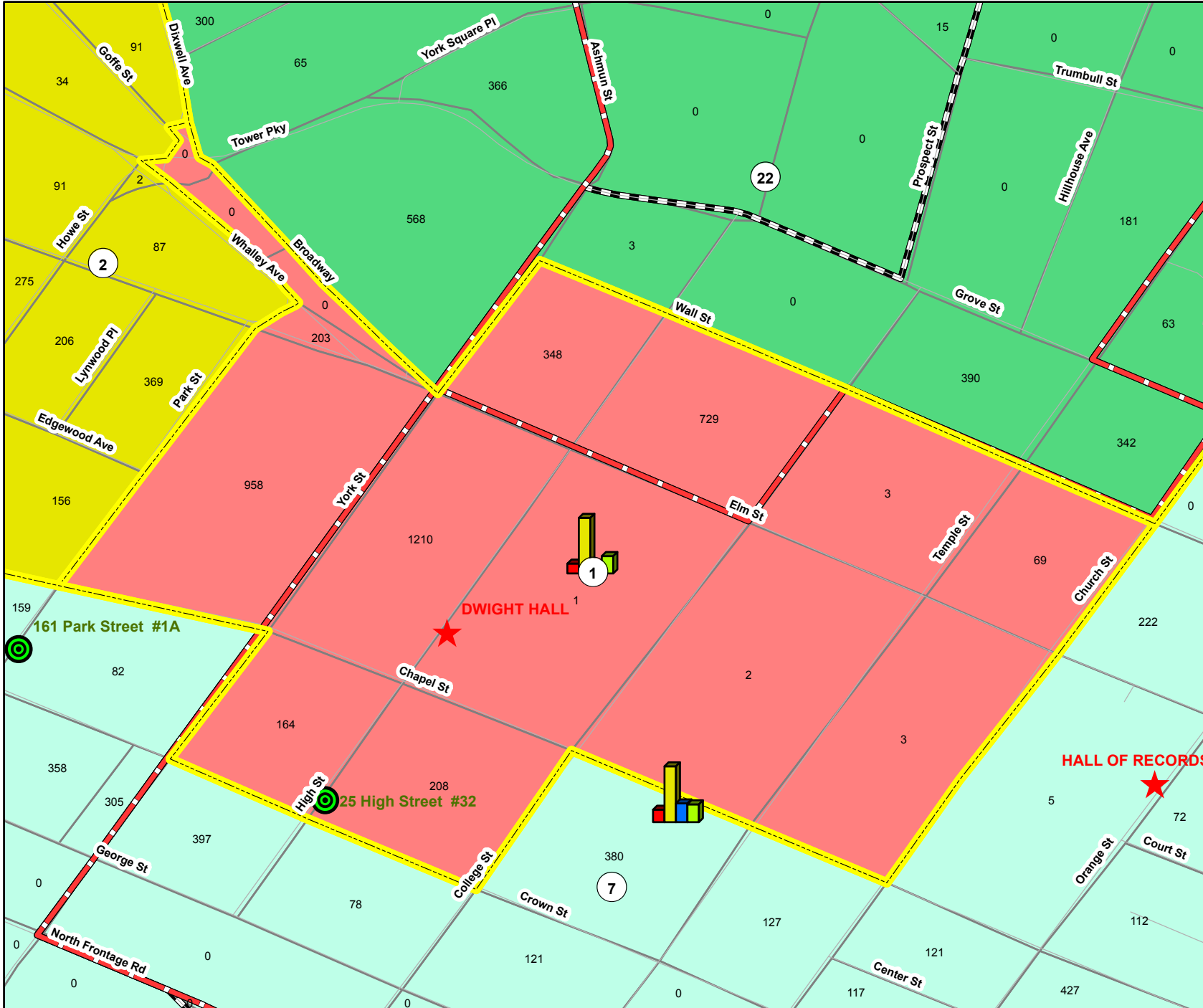


# City of New Haven CT Ward 1

March 19, 2012

Population: 3,898  
 Optimum: 4,326  
 Difference: -9.894%

HISP: 394  
 NHWHT: 2,227  
 NHBLK: 351  
 NHASIAN: 695  
 HISP18: 389  
 NHWHT18: 2,222  
 NHBLK18: 349  
 NHASIN18: 692



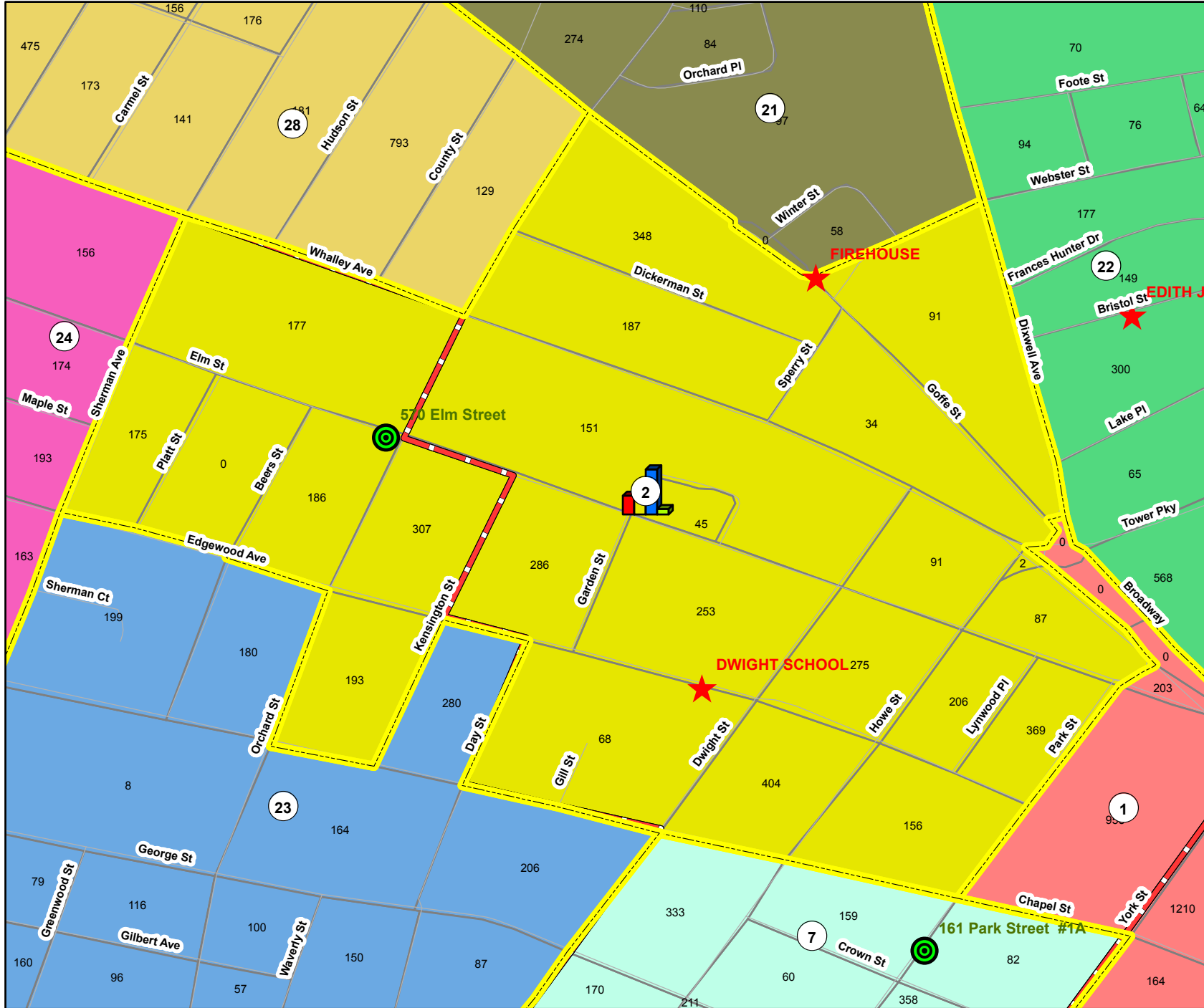
■ HISP  
 ■ NHWHT  
 ■ NHBLK  
 ■ NHASIAN

House	Senate	Current Wards	Polling Place	Residence



# City of New Haven CT Ward 2

March 19, 2012



Population: 4,091  
 Optimum: 4,326  
 Difference: -5.432%

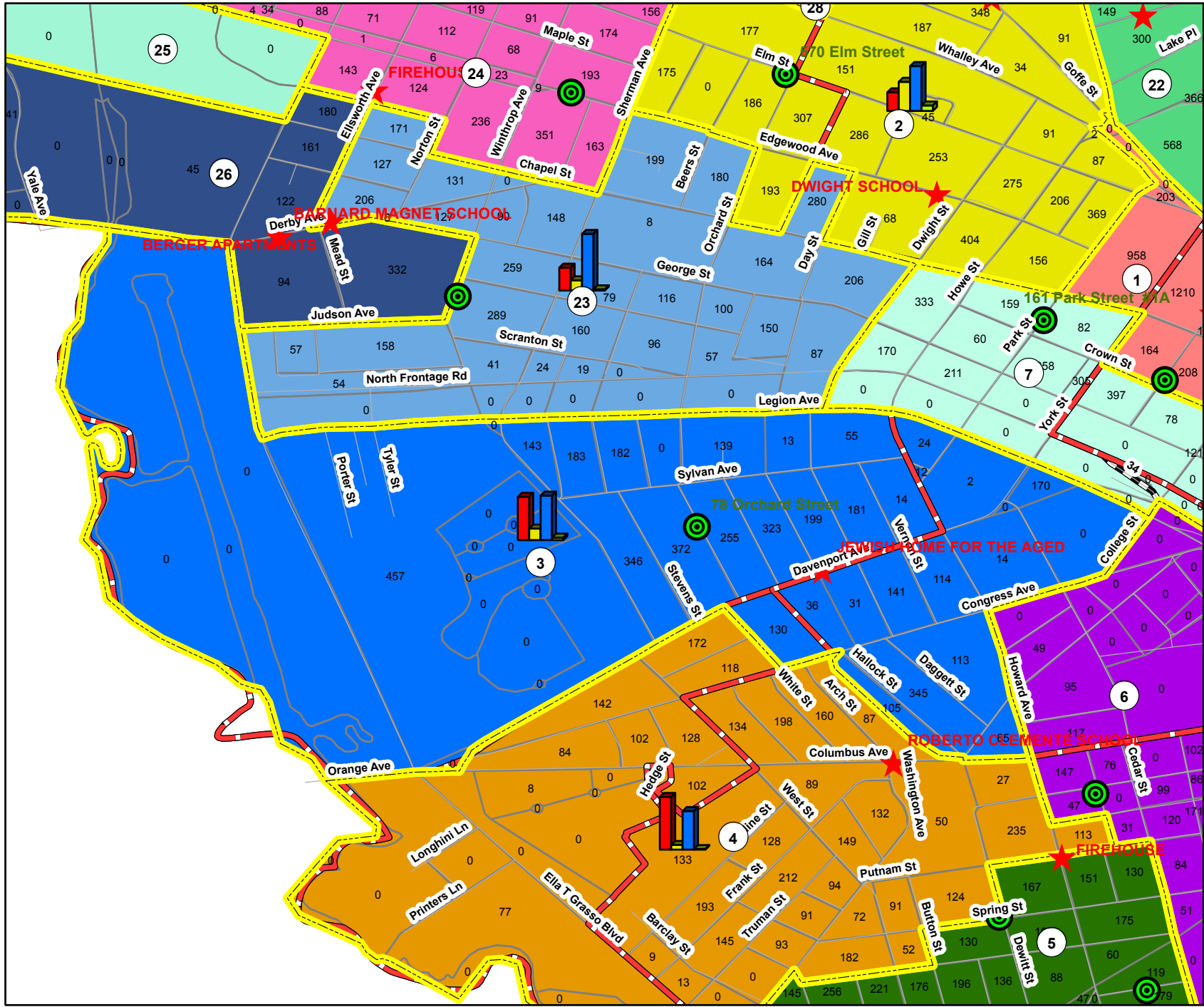
HISP: 755  
 NHWHT: 1,175  
 NHBLK: 1,810  
 NHASIAN: 221  
 HISP18: 547  
 NHWHT18: 1,151  
 NHBLK18: 1,312  
 NHASIN18: 211

HISP	NHWHT	NHBLK	NHASIAN	House	Senate
				Current Wards	Residence
				Polling Place	



# City of New Haven CT Ward 3

March 19, 2012



Population: 4,164  
 Optimum: 4,326  
 Difference: -3.745%

HISP: 1,745  
 NHWHT: 464  
 NHBLK: 1,794  
 NHASIAN: 101  
 HISP18: 1,207  
 NHWHT18: 430  
 NHBLK18: 1,285  
 NHASIN18: 98

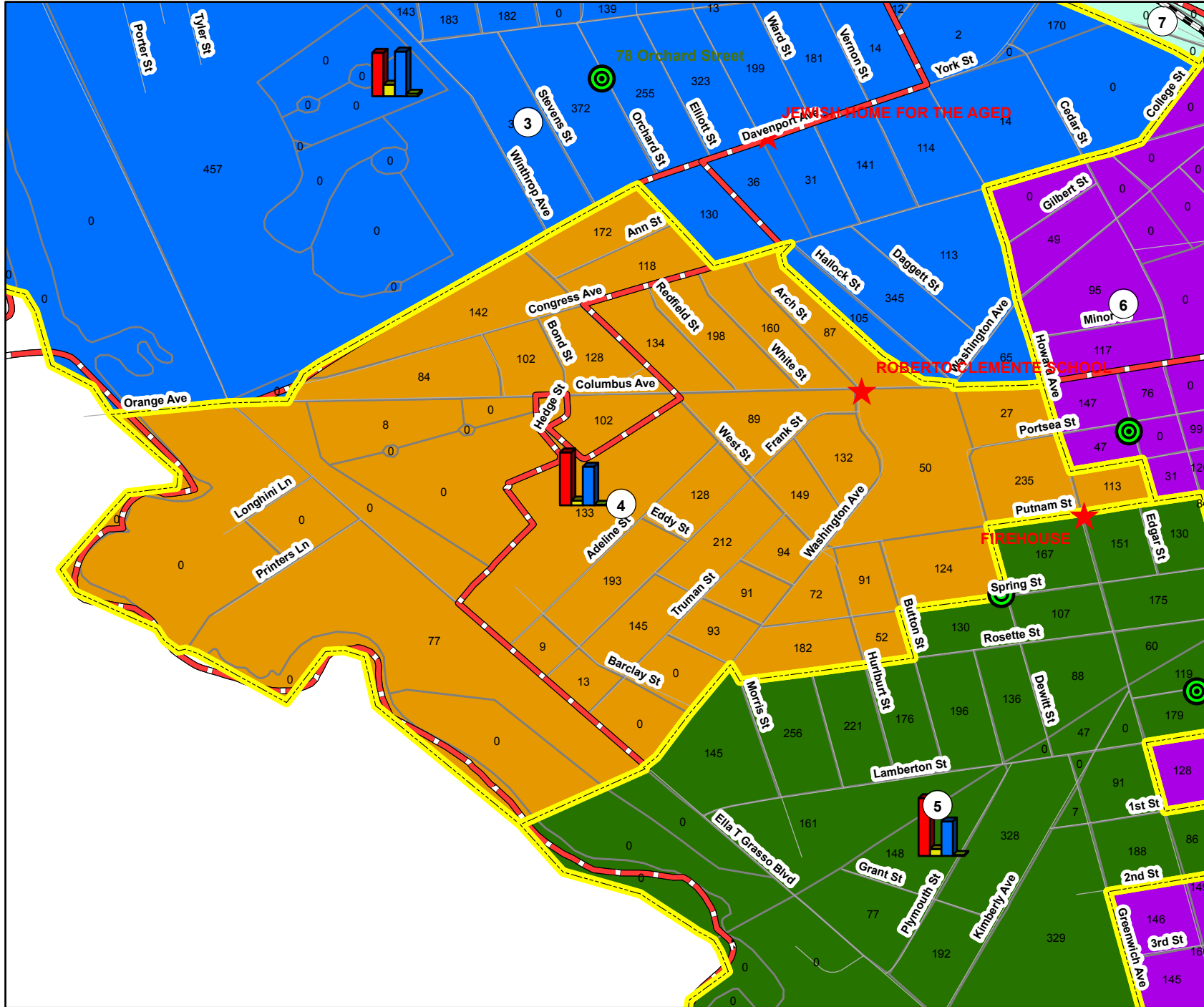
- HISP
- NHWHT
- NHBLK
- NHASIAN

House	Senate	Current Wards	Polling Place	Residence



# City of New Haven CT Ward 4

March 19, 2012



Population: 3,939  
 Optimum: 4,326  
 Difference: -8.946%

HISP: 2,124  
 NHWHT: 190  
 NHBLK: 1,554  
 NHASIAN: 23  
 HISP18: 1,347  
 NHWHT18: 163  
 NHBLK18: 1,053  
 NHASIN18: 16

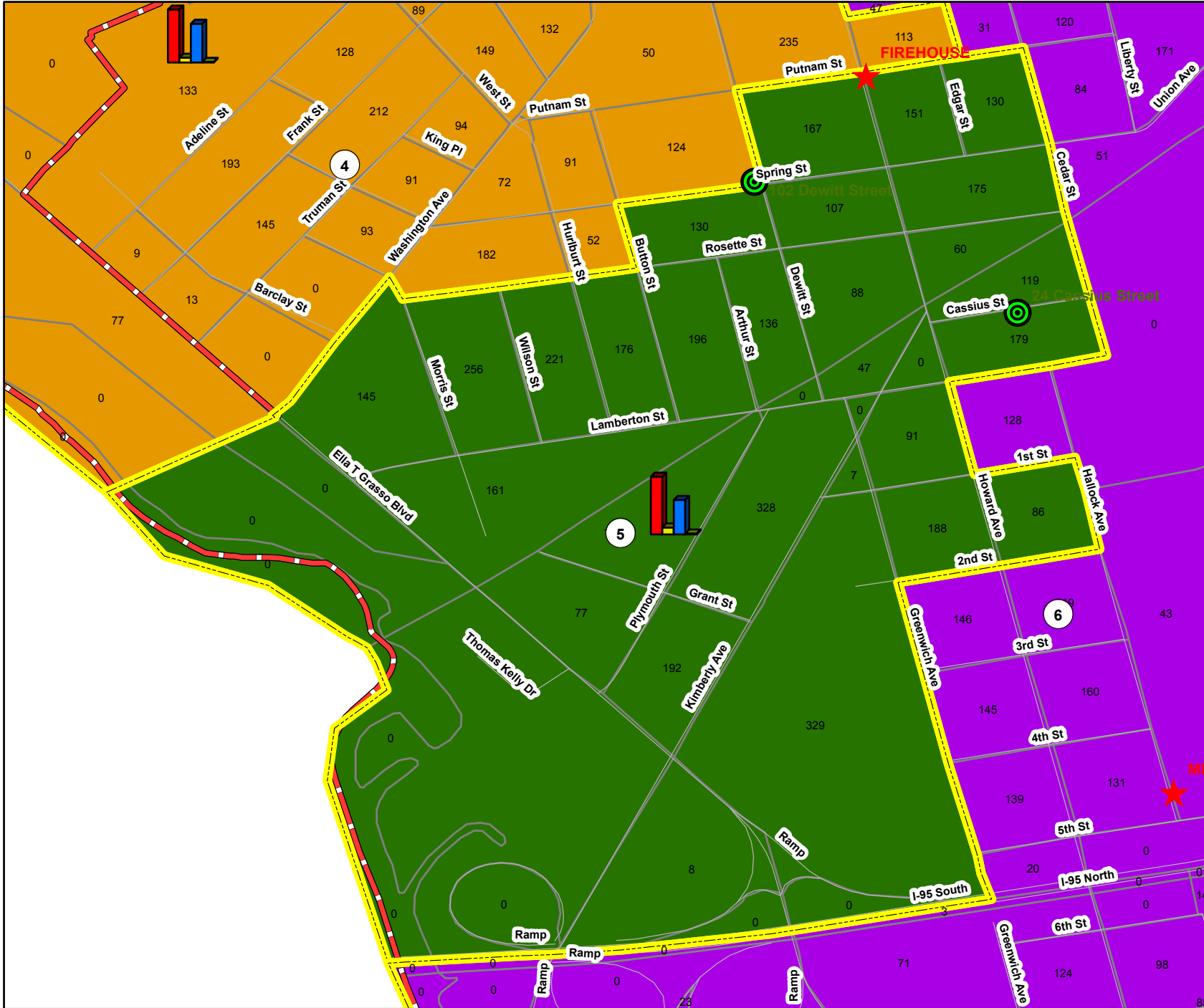
■ HISP  
■ NHWHT  
■ NHBLK  
■ NHASIAN

House	Senate	Current Wards	Polling Place	Residence



# City of New Haven CT Ward 5

March 19, 2012



Population: 4,098  
 Optimum: 4,326  
 Difference: -5.270%

HISP: 2,316  
 NHWHT: 275  
 NHBLK: 1,383  
 NHASIAN: 34  
 HISP18: 1,541  
 NHWHT18: 244  
 NHBLK18: 905  
 NHASIN18: 23

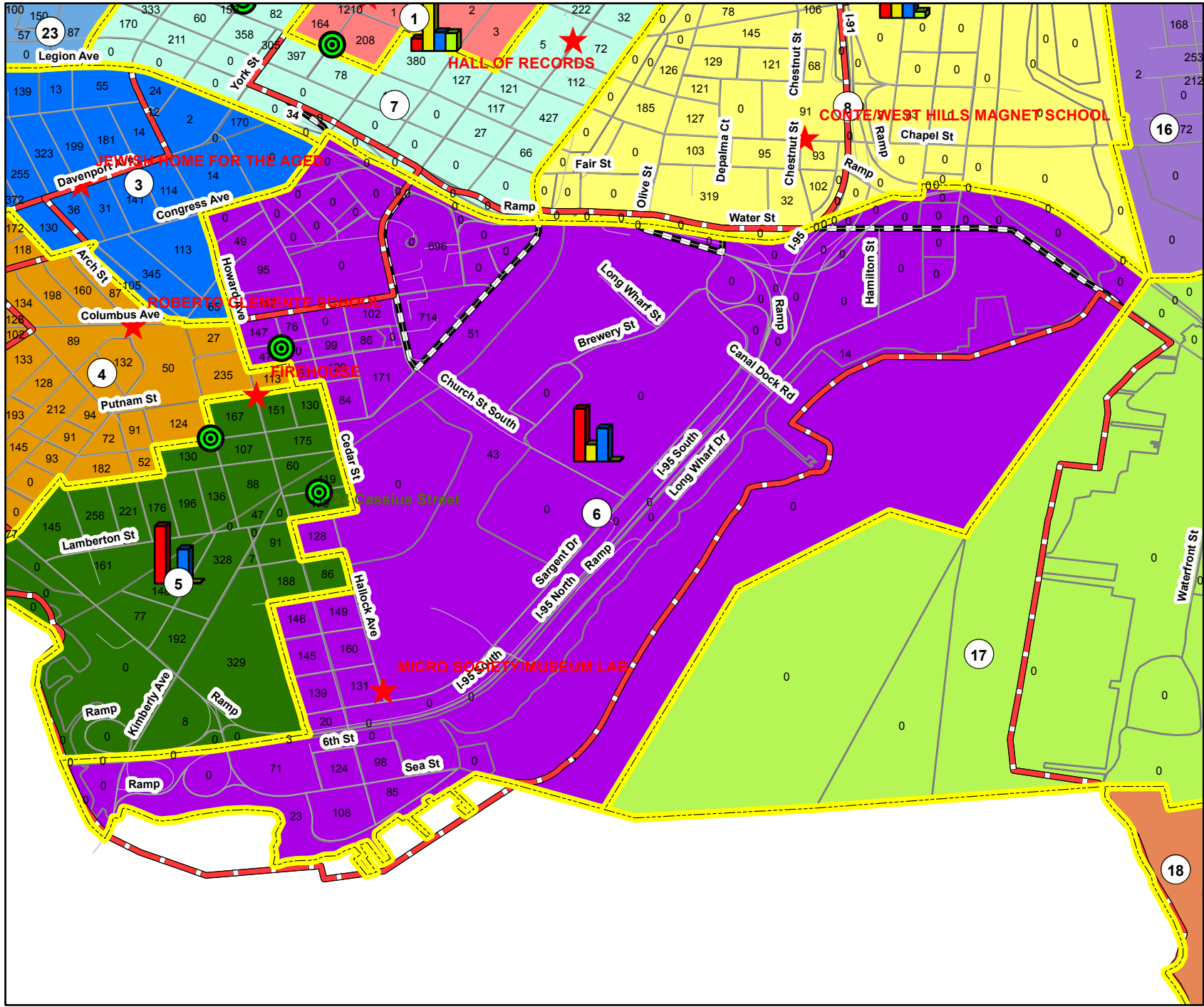
- HISP
- NHWHT
- NHBLK
- NHASIAN

House	Senate	Current Wards	Polling Place	Residence



# City of New Haven CT Ward 6

March 19, 2012



Population: 4,272  
 Optimum: 4,326  
 Difference: -1.248%

HISP: 2,132  
 NHWHT: 689  
 NHBLK: 1,343  
 NHASIAN: 31  
 HISP18: 1,293  
 NHWHT18: 654  
 NHBLK18: 937  
 NHASIN18: 31

- HISP
- NHWHT
- NHBLK
- NHASIAN

House	Senate	Current Wards	Polling Place	Residence

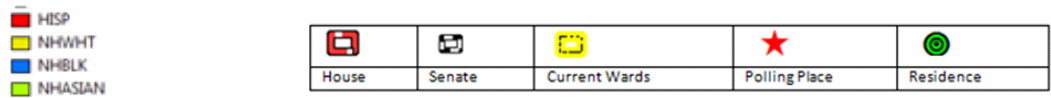
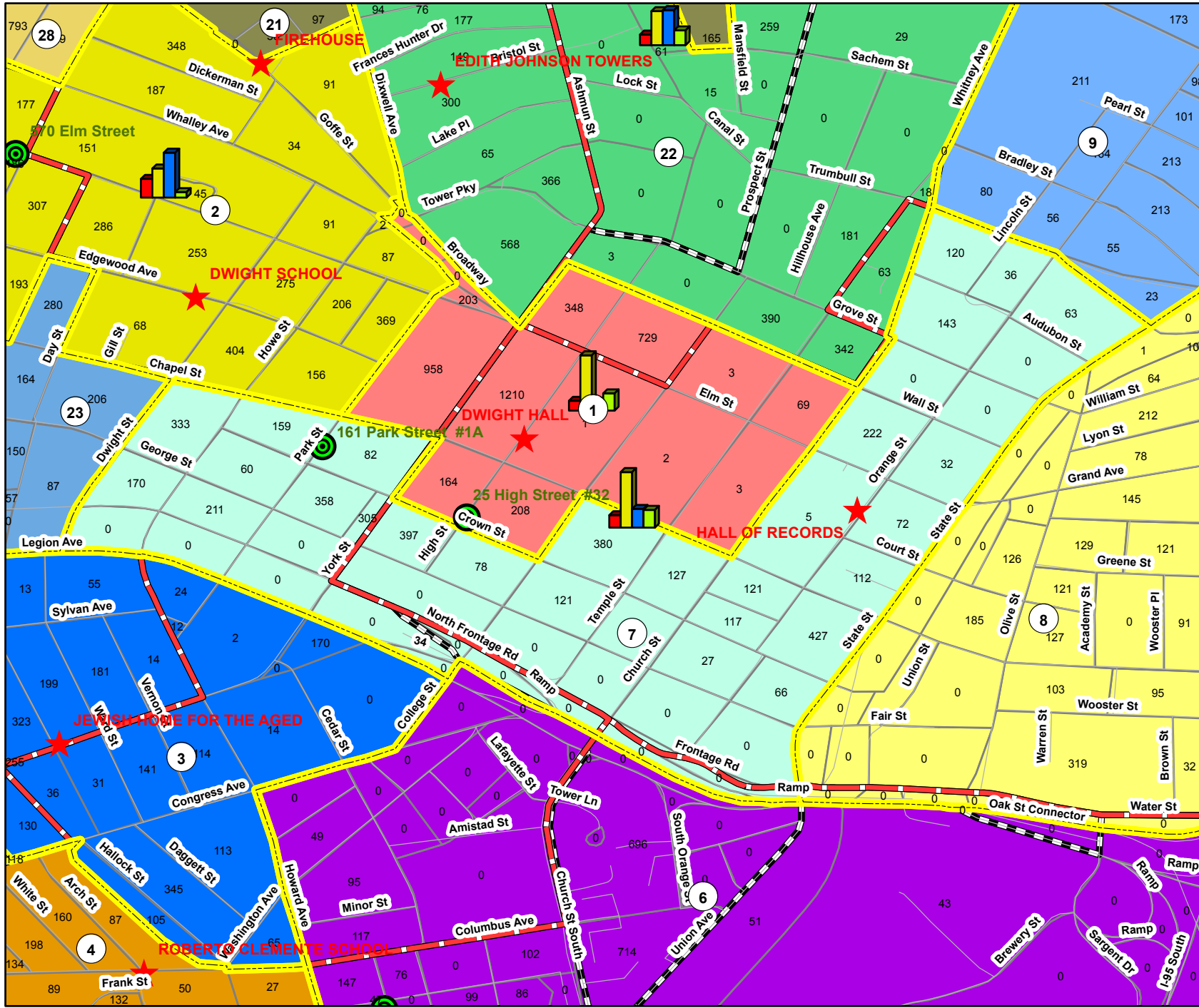


# City of New Haven CT Ward 7

March 19, 2012

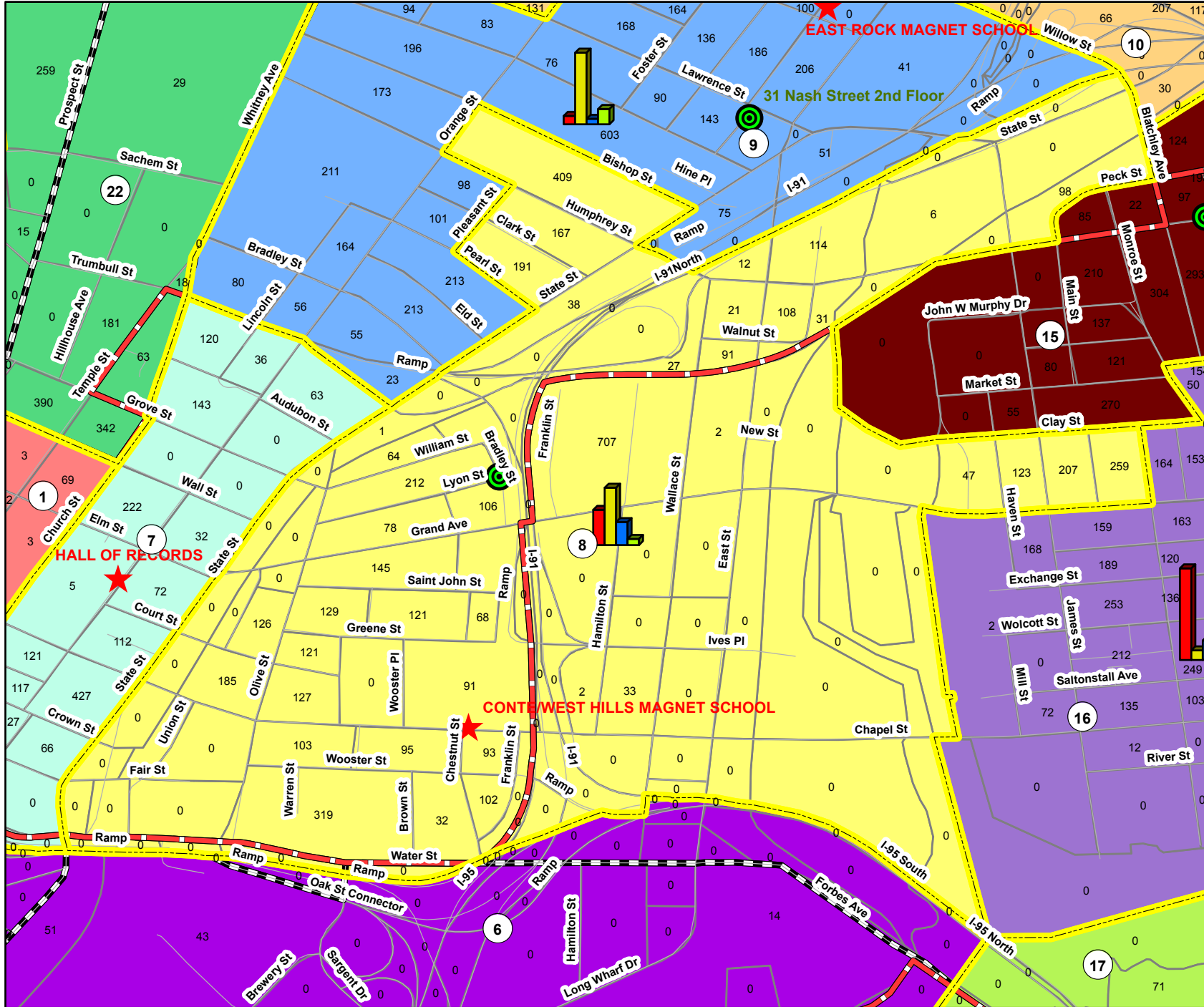
Population: 4,344  
 Optimum: 4,326  
 Difference: +0.416%

HISP: 502  
 NHWHT: 2,239  
 NHBLK: 755  
 NHASIAN: 716  
 HISP18: 449  
 NHWHT18: 2,178  
 NHBLK18: 681  
 NHASIN18: 683



# City of New Haven CT Ward 8

March 19, 2012



Population: 5,011  
 Optimum: 4,326  
 Difference: +15.834%

HISP: 1,416  
 NHWHT: 2,303  
 NHBLK: 924  
 NHASIAN: 248  
 HISP18: 945  
 NHWHT18: 2,169  
 NHBLK18: 663  
 NHASIN18: 229

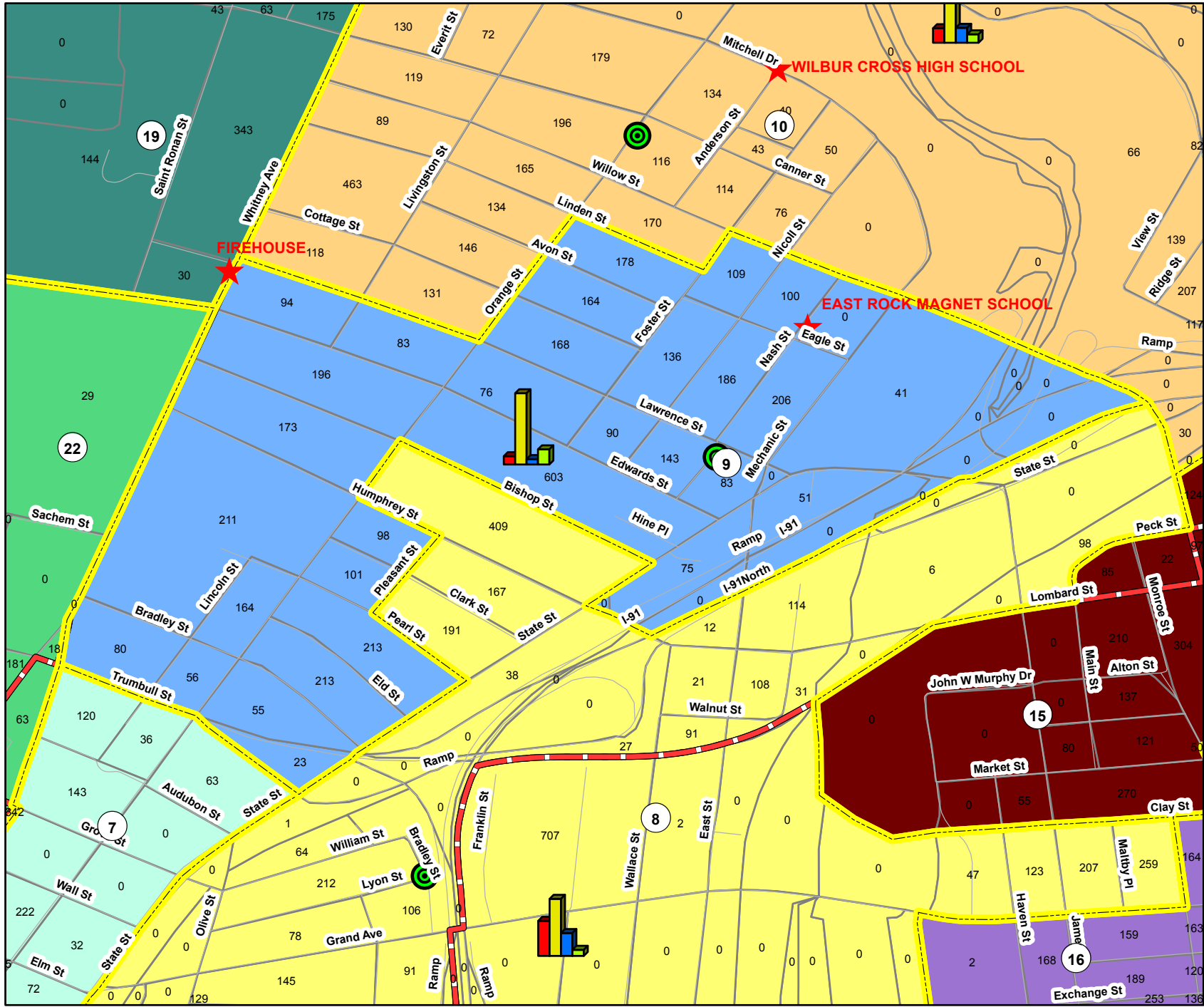
HISP	NHWHT	NHBLK	NHASIAN	House	Senate
				Current Wards	Residence
				House	Senate
				Current Wards	Residence





# City of New Haven CT Ward 9

March 19, 2012



Population: 4,169  
 Optimum: 4,326  
 Difference: -3.629%

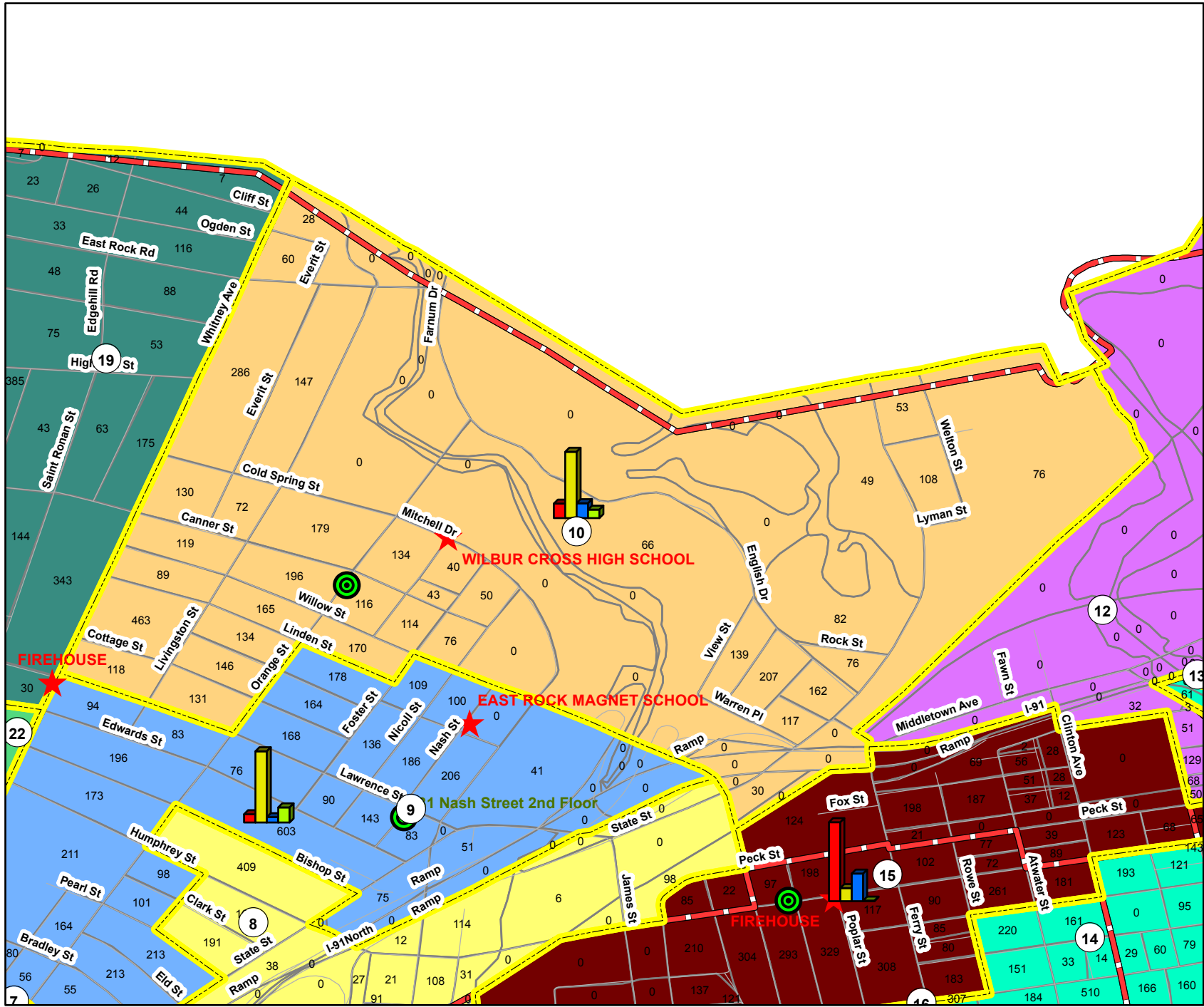
HISP: 335  
 NHWHT: 2,874  
 NHBLK: 217  
 NHASIAN: 611  
 HISP18: 277  
 NHWHT18: 2,655  
 NHBLK18: 177  
 NHASIN18: 549

HISP	NHWHT	NHBLK	NHASIAN	House	Senate	Current Wards	Polling Place	Residence

# City of New Haven CT Ward 10 March 19, 2012

Population: 4,371  
 Optimum: 4,326  
 Difference: +1.040%

HISP: 586  
 NHWHT: 2,677  
 NHBLK: 602  
 NHASIAN: 341  
 HISP18: 414  
 NHWHT18: 2,297  
 NHBLK18: 439  
 NHASIN18: 289



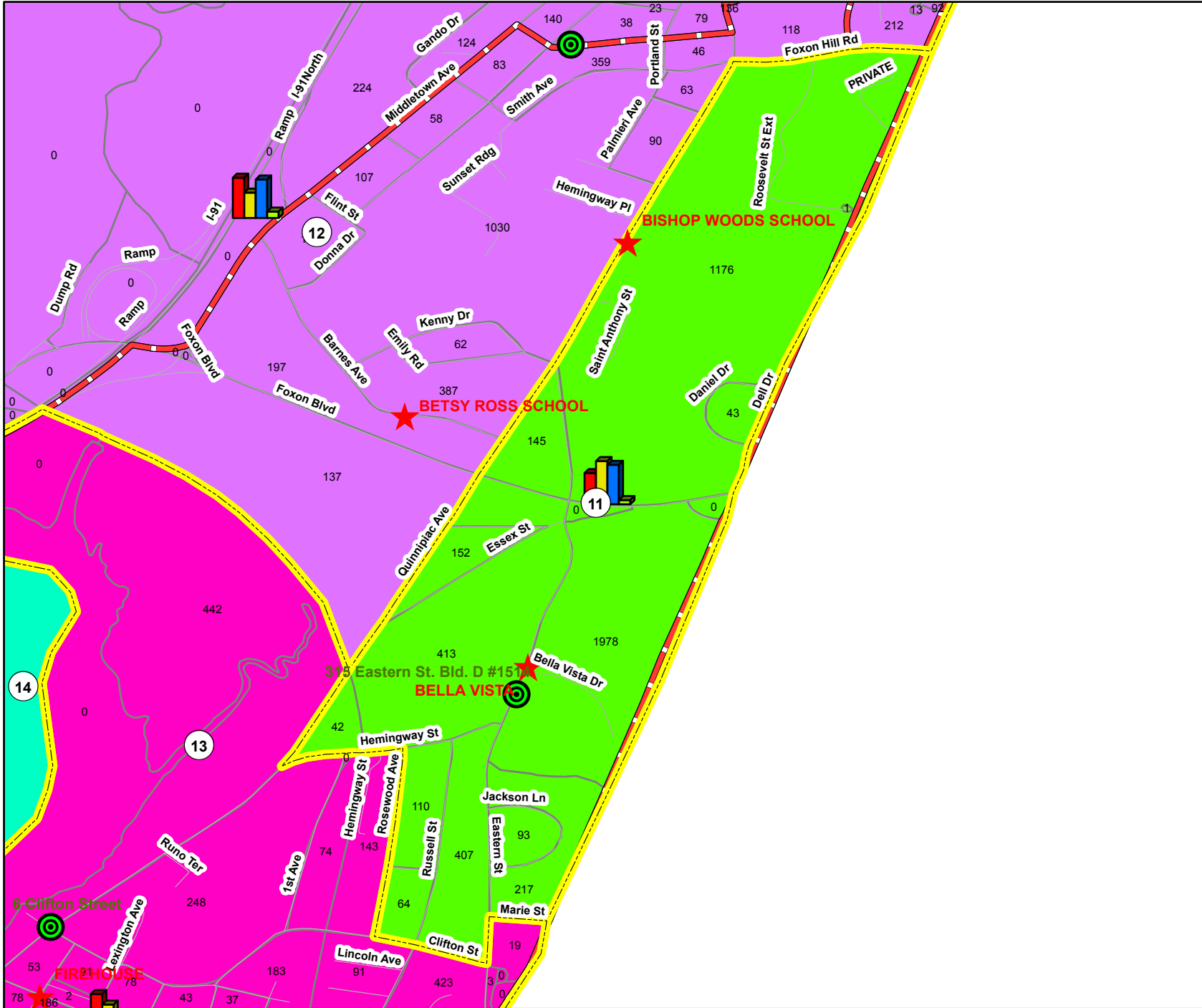
HISP	NHWHT	NHBLK	NHASIAN	House	Senate
				Current Wards	Residence
				Polling Place	



# City of New Haven CT Ward 11 March 19, 2012

Population: 4,841  
 Optimum: 4,326  
 Difference: +11.905%

HISP: 1,250  
 NHWHT: 1,730  
 NHBLK: 1,580  
 NHASIAN: 165  
 HISP18: 852  
 NHWHT18: 1,659  
 NHBLK18: 1,067  
 NHASIN18: 145

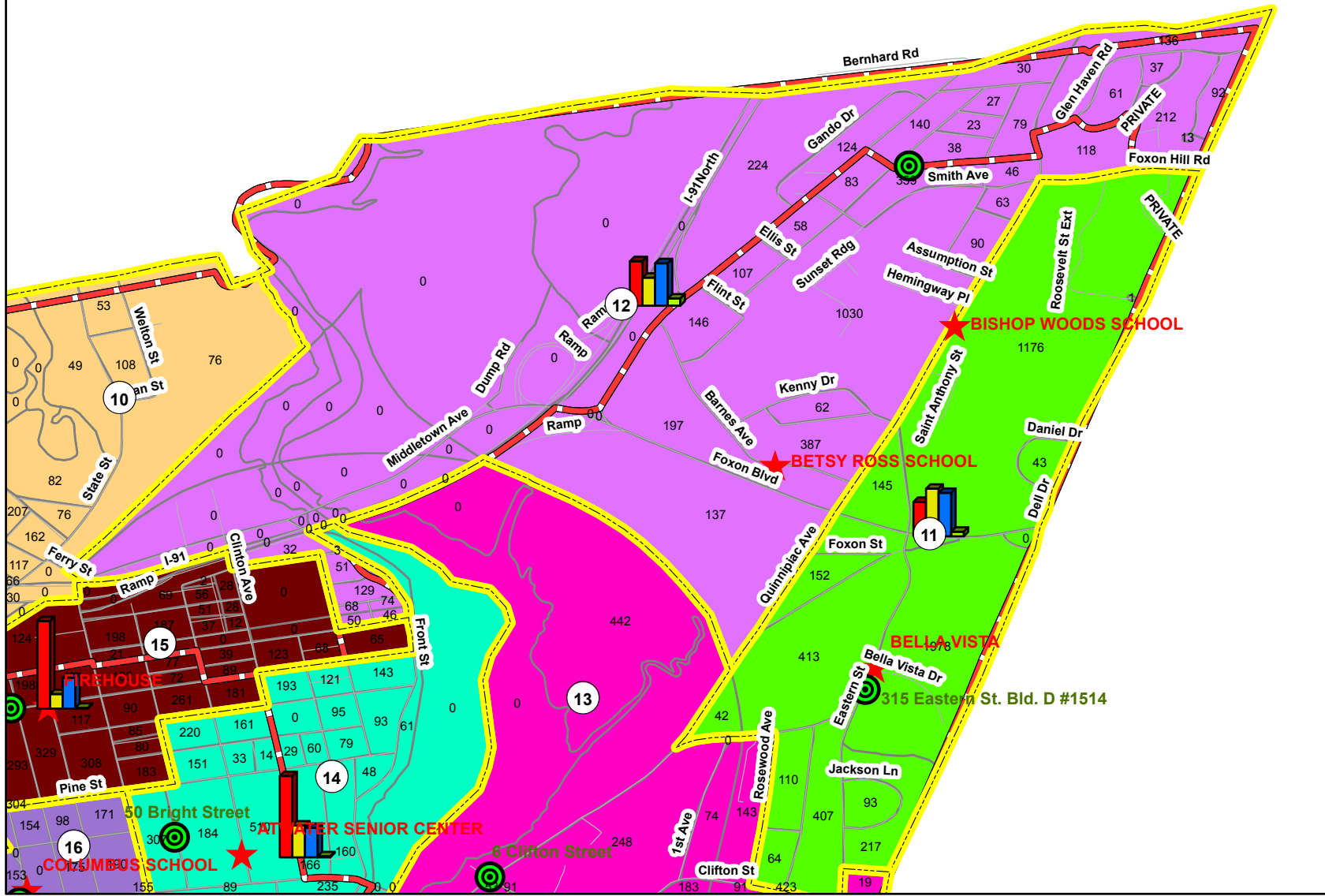


<span style="color: red;">■</span> HISP	<span style="color: yellow;">■</span> NHWHT	<span style="color: blue;">■</span> NHBLK	<span style="color: green;">■</span> NHASIAN	<span style="color: red;">■</span> House	<span style="color: blue;">■</span> Senate	<span style="color: yellow;">■</span> Current Wards	<span style="color: red;">★</span> Polling Place	<span style="color: green;">●</span> Residence
---	---	---	--	--	--	---	--	--

# City of New Haven CT Ward 12 March 19, 2012

Population: 4,572  
 Optimum: 4,326  
 Difference: +5.687%

HISP: 1,619  
 NHWHT: 1,017  
 NHBLK: 1,545  
 NHASIAN: 259  
 HISP18: 993  
 NHWHT18: 883  
 NHBLK18: 1,102  
 NHASIN18: 197



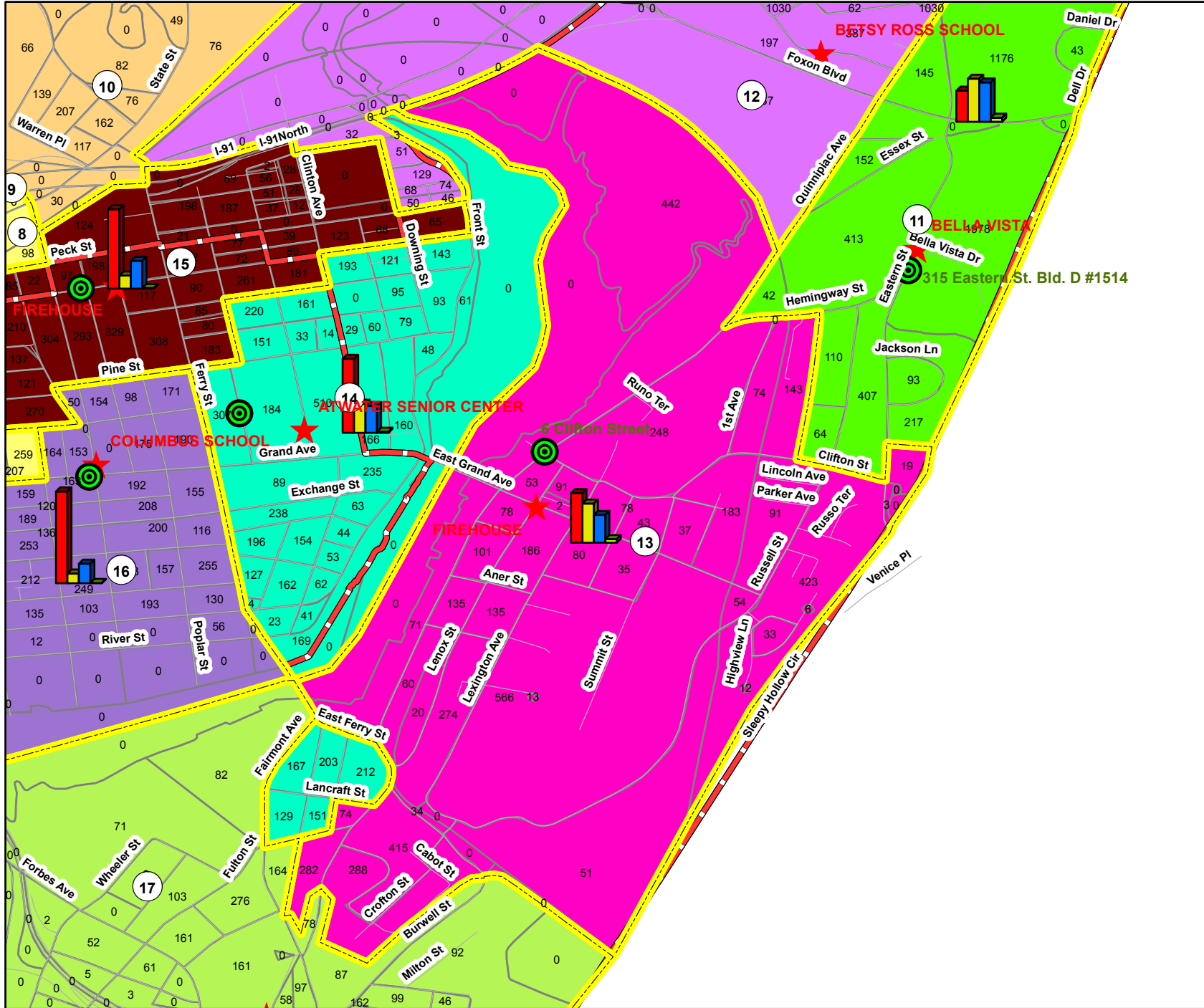
■ HISP  
 ■ NHWHT  
 ■ NHBLK  
 ■ NHASIAN

House	Senate	Current Wards	Polling Place	Residence



# City of New Haven CT Ward 13

March 19, 2012



Population: 4,933  
 Optimum: 4,326  
 Difference: +14.031%

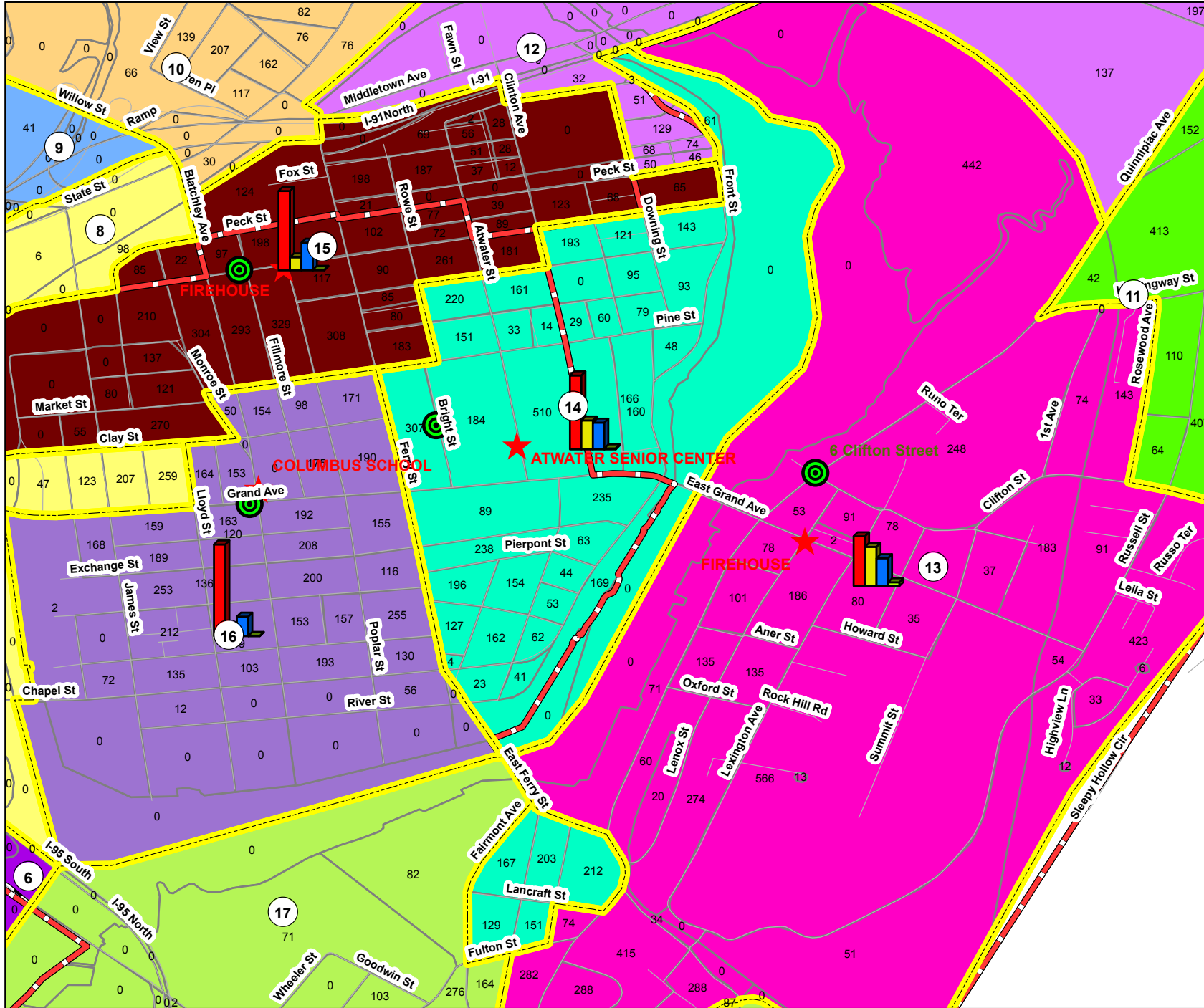
HISP: 1,994  
 NHWHT: 1,570  
 NHBLK: 1,115  
 NHASIAN: 146  
 HISP18: 1,337  
 NHWHT18: 1,414  
 NHBLK18: 785  
 NHASIN18: 117

■ HISP  
■ NHWHT  
■ NHBLK  
■ NHASIAN

House	Senate	Current Wards	Polling Place	Residence



# City of New Haven CT Ward 14 March 19, 2012

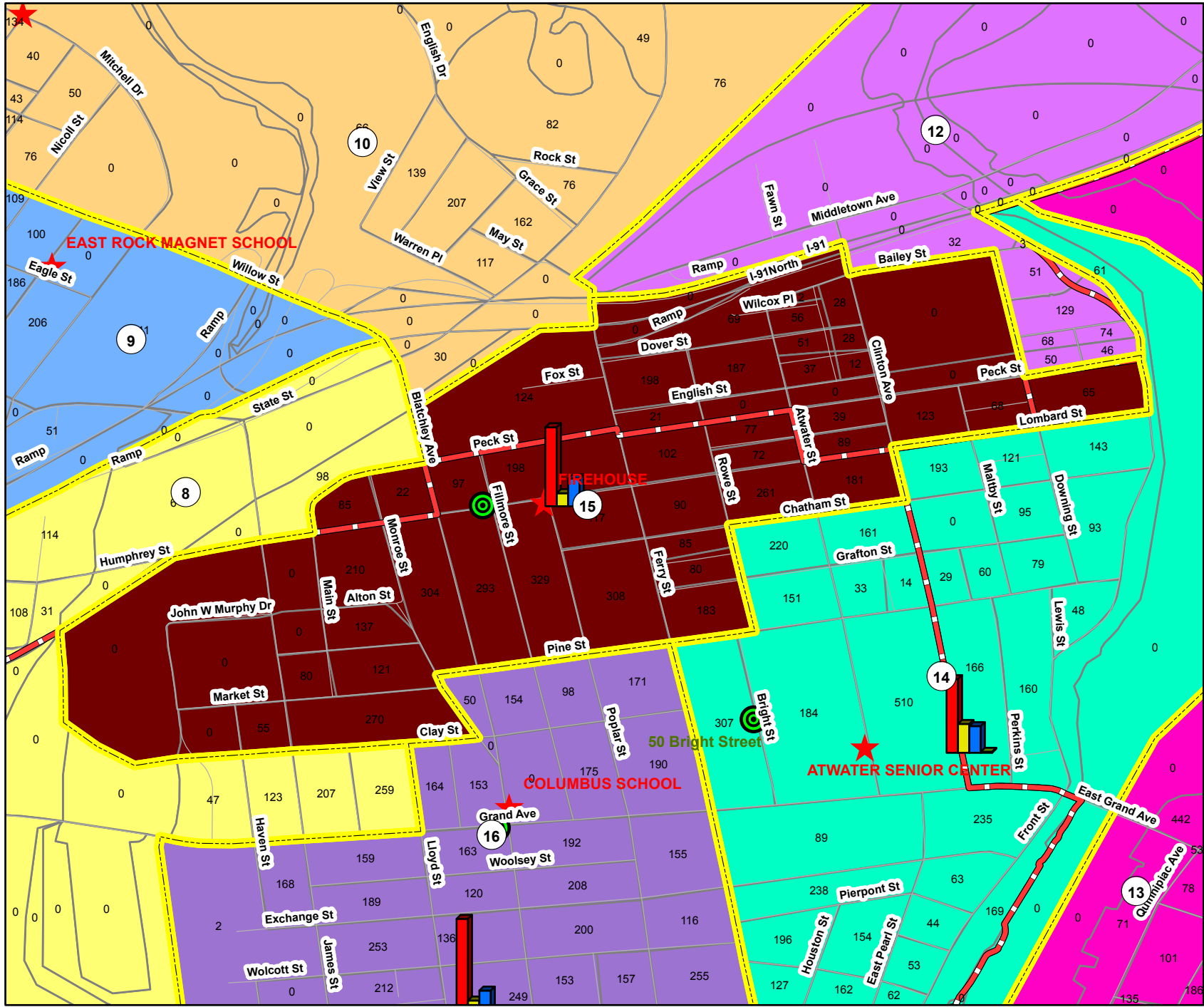


Population: 5,350  
 Optimum: 4,326  
 Difference: +23.671%

HISP: 2,968  
 NHWHT: 1,163  
 NHBLK: 1,075  
 NHASIAN: 41  
 HISP18: 2,001  
 NHWHT18: 1,018  
 NHBLK18: 765  
 NHASIN18: 34

HISP	NHWHT	NHBLK	NHASIAN	House	Senate	Current Wards	Polling Place	Residence

# City of New Haven CT Ward 15 March 19, 2012



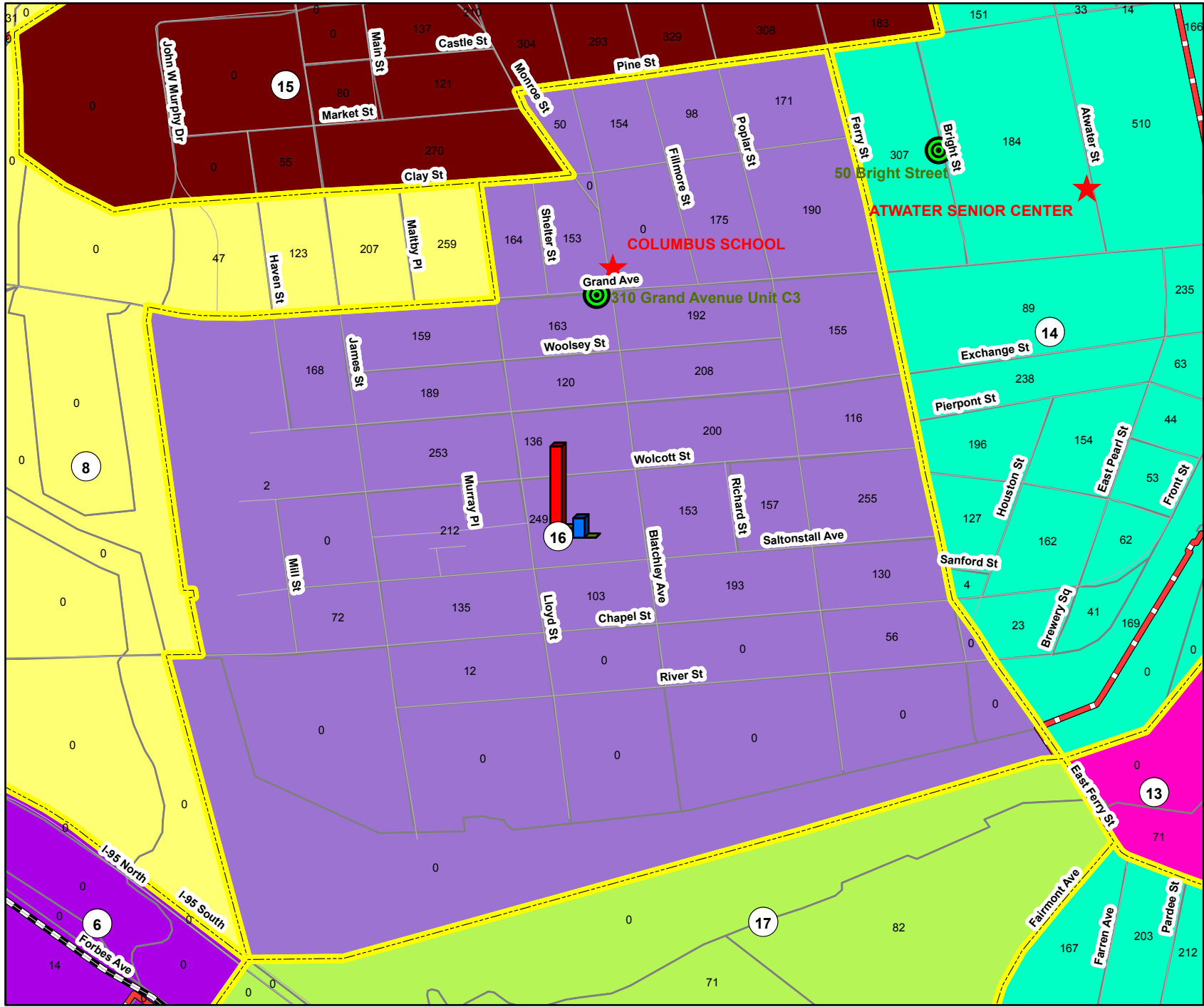
Population: 4,954  
 Optimum: 4,326  
 Difference: +14.517%

HISP: 3,185  
 NHWHT: 526  
 NHBLK: 1,114  
 NHASIAN: 23  
 HISP18: 2,100  
 NHWHT18: 447  
 NHBLK18: 766  
 NHASIN18: 15

<span style="color: red;">■</span> HISP	<span style="color: yellow;">■</span> NHWHT	<span style="color: blue;">■</span> NHBLK	<span style="color: green;">■</span> NHASIAN
House	Senate	Current Wards	Polling Place
			Residence



# City of New Haven CT Ward 16 March 19, 2012



Population: 4,943  
 Optimum: 4,326  
 Difference: +14.263%

HISP: 3,680  
 NHWHT: 385  
 NHBLK: 785  
 NHASIAN: 11  
 HISP18: 2,448  
 NHWHT18: 312  
 NHBLK18: 534  
 NHASIN18: 08

- HISP
- NHWHT
- NHBLK
- NHASIAN

House	Senate	Current Wards	Polling Place	Residence







# City of New Haven CT Ward 18 March 19, 2012

Population: 4,360  
 Optimum: 4,326  
 Difference: +0.786%

HISP: 554  
 NHWHT: 3,470  
 NHBLK: 165  
 NHASIAN: 98  
 HISP18: 399  
 NHWHT18: 2,916  
 NHBLK18: 112  
 NHASIN18: 78



- HISP
- NHWHT
- NHBLK
- NHASIAN

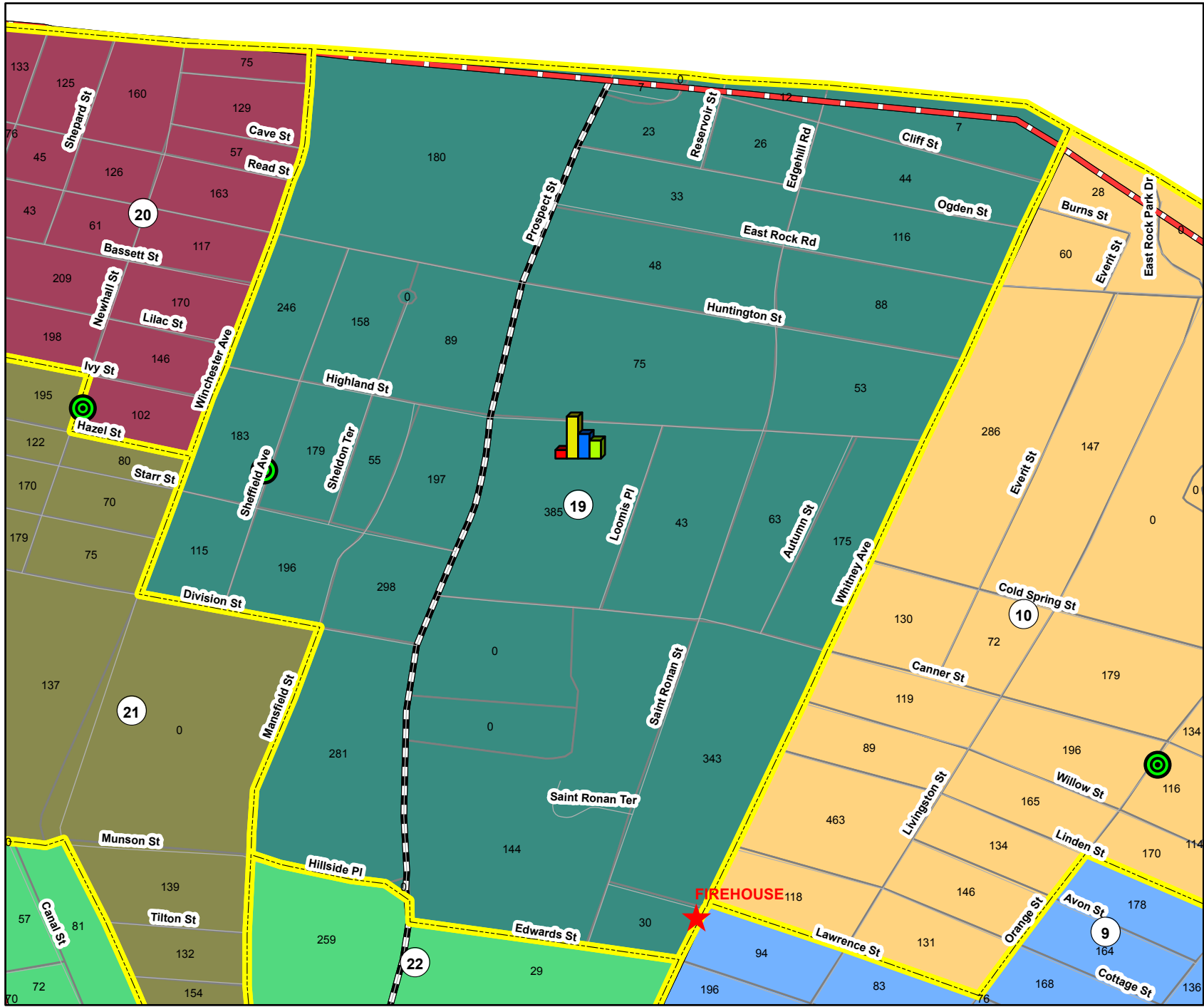
House	Senate	Current Wards	Polling Place	Residence



# City of New Haven CT Ward 19 March 19, 2012

Population: 3,892  
 Optimum: 4,326  
 Difference: -10.032%

HISP: 347  
 NHWHT: 1,697  
 NHBLK: 994  
 NHASIAN: 731  
 HISP18: 248  
 NHWHT18: 1,443  
 NHBLK18: 709  
 NHASIN18: 571



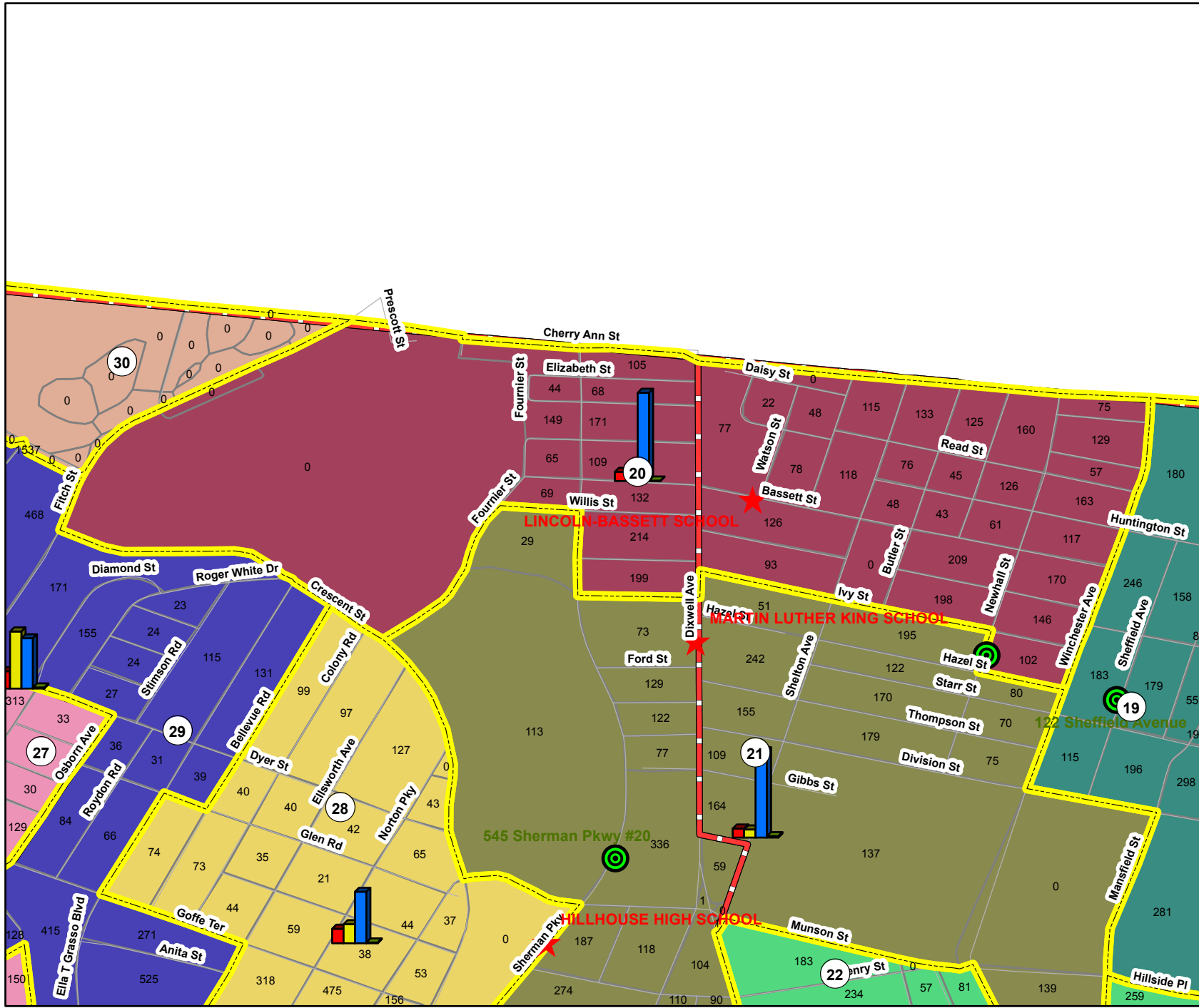
HISP	NHWHT	NHBLK	NHASIAN	House	Senate
				Current Wards	Residence
				Polling Place	



# City of New Haven CT Ward 20 March 19, 2012

Population: 4,185  
 Optimum: 4,326  
 Difference: -3.259%

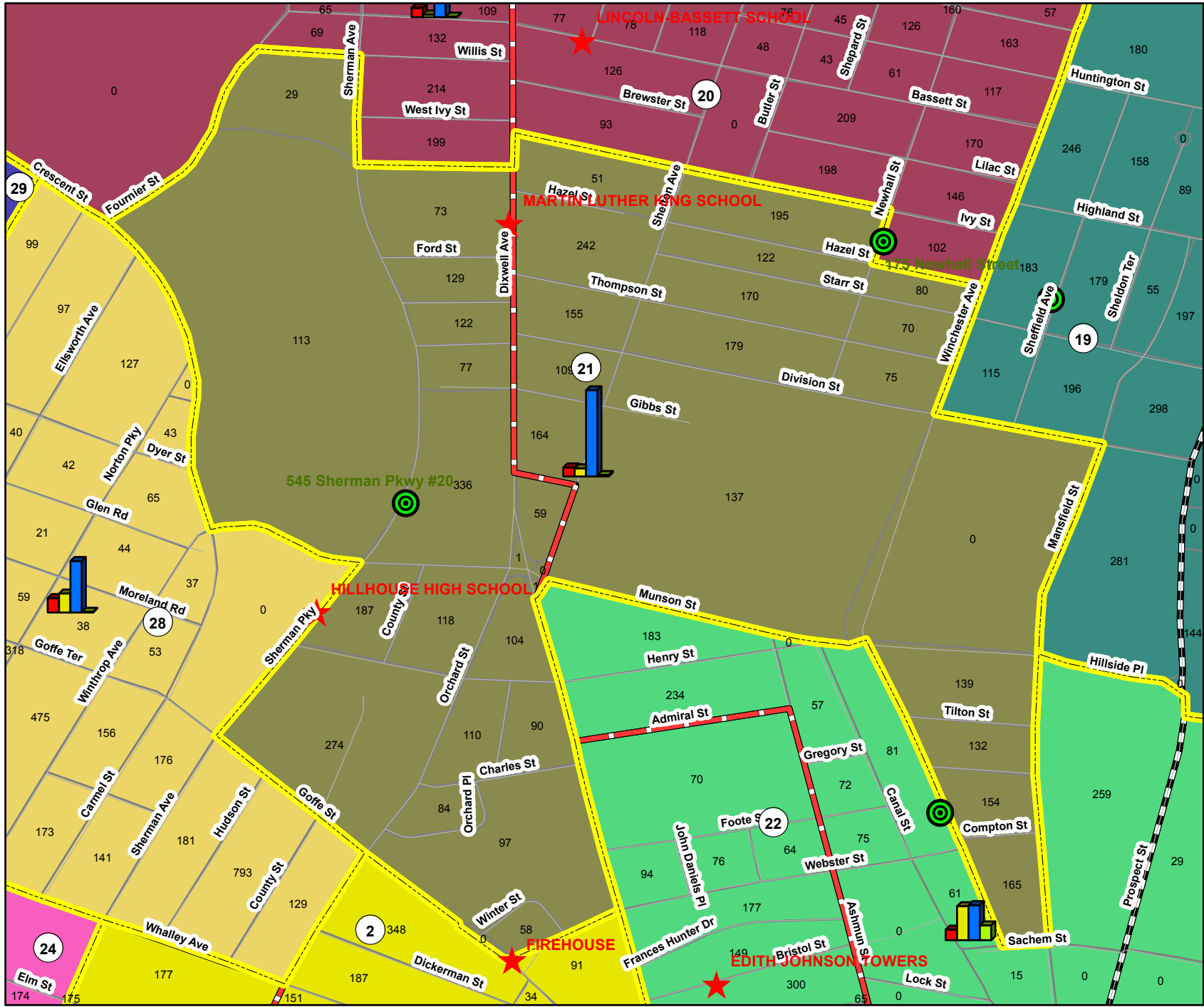
HISP: 373  
 NHWHT: 105  
 NHBLK: 3,558  
 NHASIAN: 20  
 HISP18: 197  
 NHWHT18: 95  
 NHBLK18: 2,480  
 NHASIN18: 14



<span style="color: red;">■</span> HISP	<span style="color: yellow;">■</span> NHWHT	<span style="color: blue;">■</span> NHBLK	<span style="color: green;">■</span> NHASIAN					
				House	Senate	Current Wards	Polling Place	Residence



# City of New Haven CT Ward 21 March 19, 2012



Population: 4,401  
 Optimum: 4,326  
 Difference: +1.734%

HISP: 365  
 NHWHT: 328  
 NHBLK: 3,478  
 NHASIAN: 60  
 HISP18: 226  
 NHWHT18: 312  
 NHBLK18: 2,505  
 NHASIN18: 53

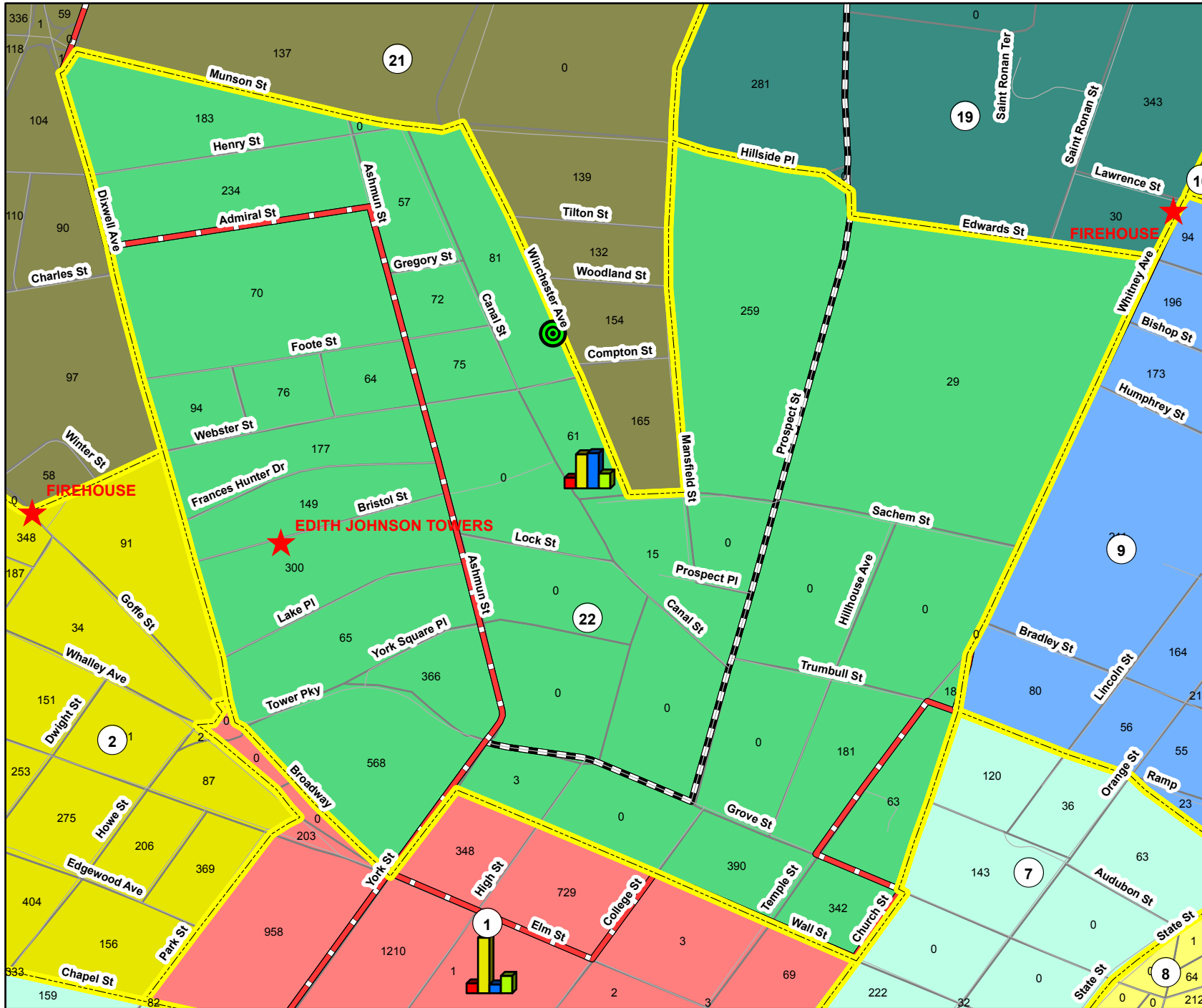
HISP	NHWHT	NHBLK	NHASIAN	House	Senate
Current Wards	House	Senate	Polling Place	Residence	



# City of New Haven CT Ward 22 March 19, 2012

Population: 3,992  
 Optimum: 4,326  
 Difference: -7.721%

HISP: 427  
 NHWHT: 1,370  
 NHBLK: 1,414  
 NHASIAN: 598  
 HISP18: 339  
 NHWHT18: 1,354  
 NHBLK18: 1,109  
 NHASIN18: 590



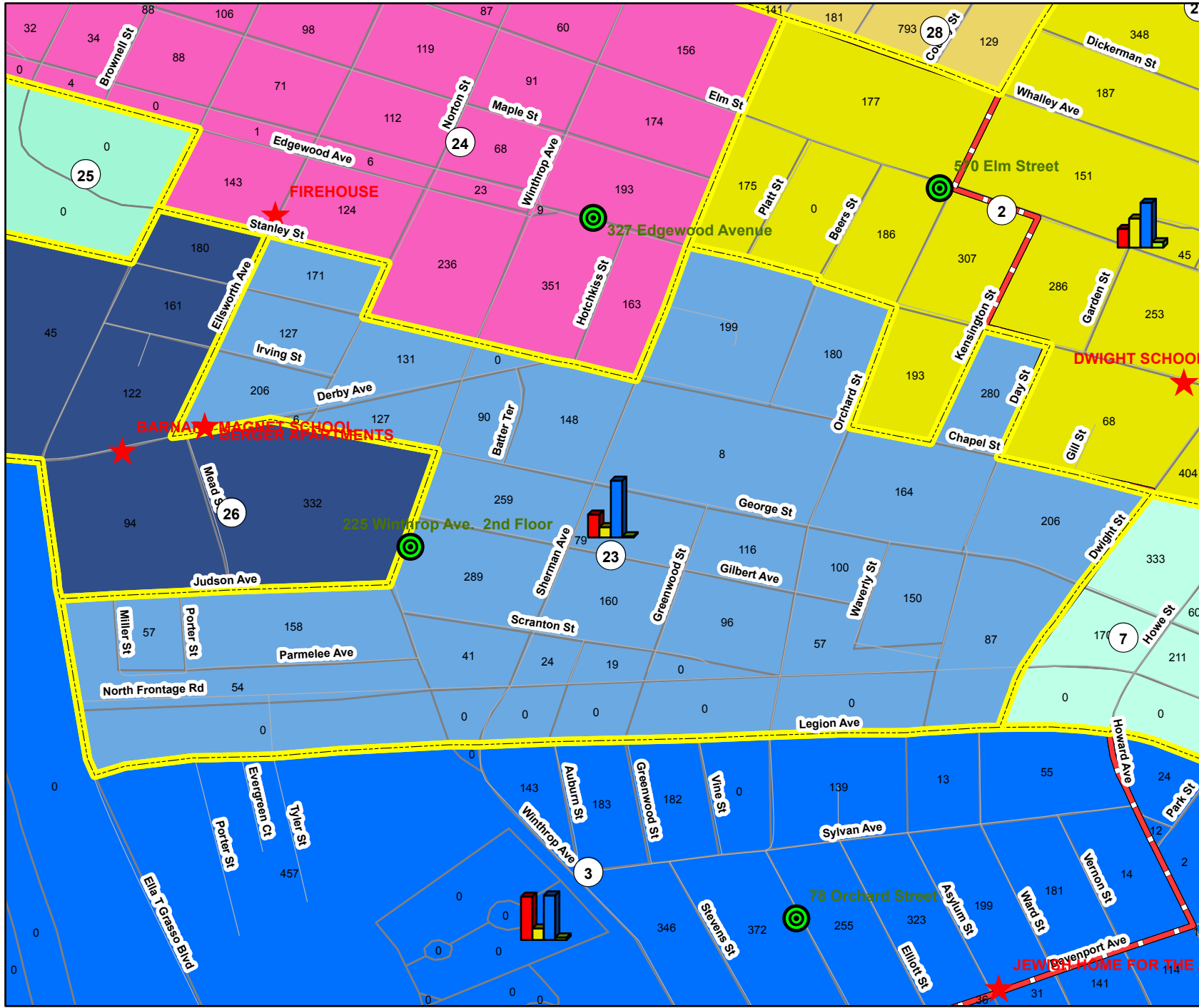
HISP	NHWHT	NHBLK	NHASIAN	House	Senate
				Current Wards	Residence



# City of New Haven CT Ward 23 March 19, 2012

Population: 3,789  
 Optimum: 4,326  
 Difference: -12.413%

HISP: 924  
 NHWHT: 415  
 NHBLK: 2,287  
 NHASIAN: 50  
 HISP18: 582  
 NHWHT18: 390  
 NHBLK18: 1,646  
 NHASIN18: 43



■ HISP  
■ NHWHT  
■ NHBLK  
■ NHASIAN

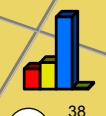
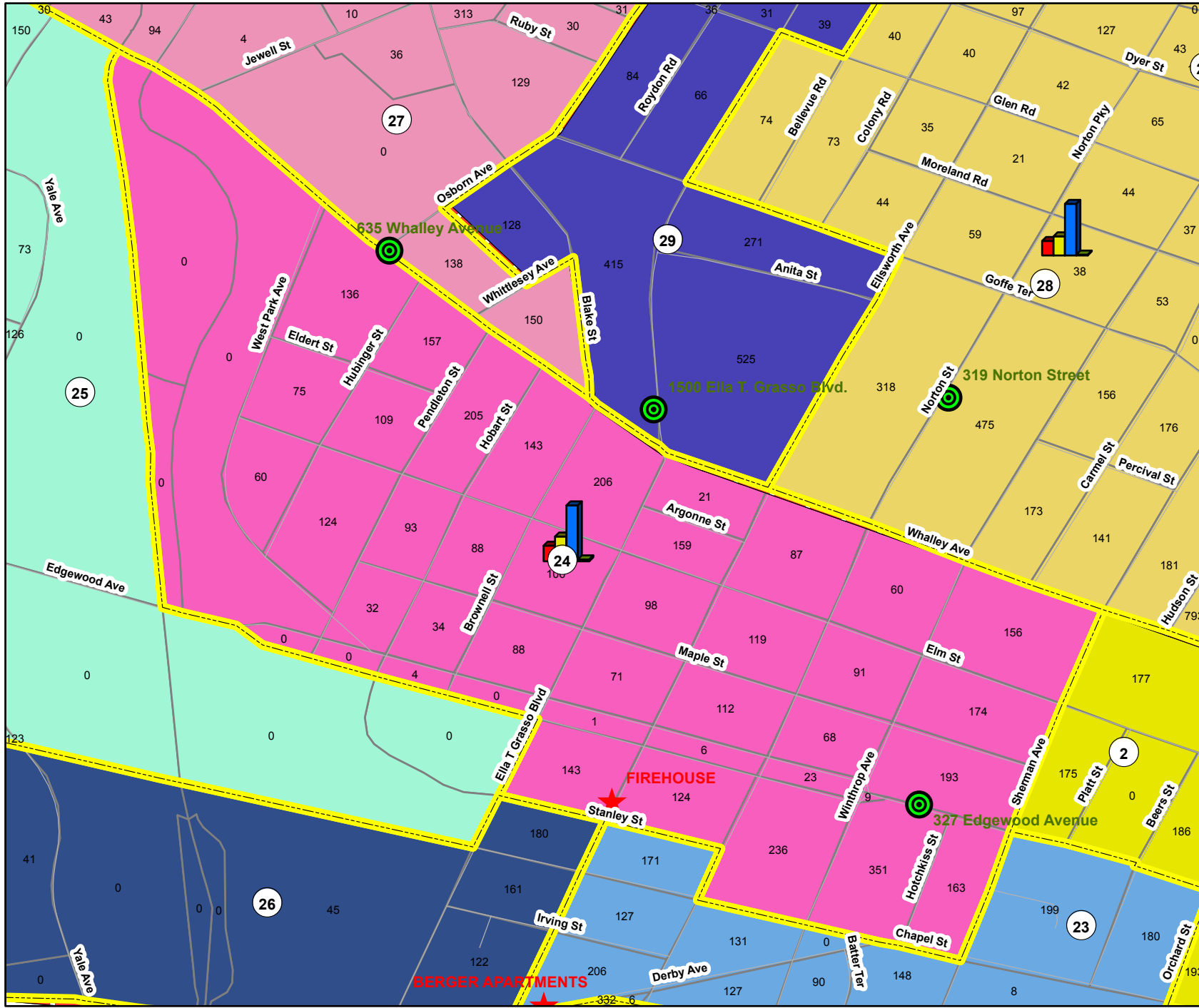
House	Senate	Current Wards	Polling Place	Residence



# City of New Haven CT Ward 24 March 19, 2012

Population: 4,125  
 Optimum: 4,326  
 Difference: -4.646%

HISP: 630  
 NHWHT: 998  
 NHBLK: 2,254  
 NHASIAN: 75  
 HISP18: 435  
 NHWHT18: 891  
 NHBLK18: 1,638  
 NHASIN18: 57



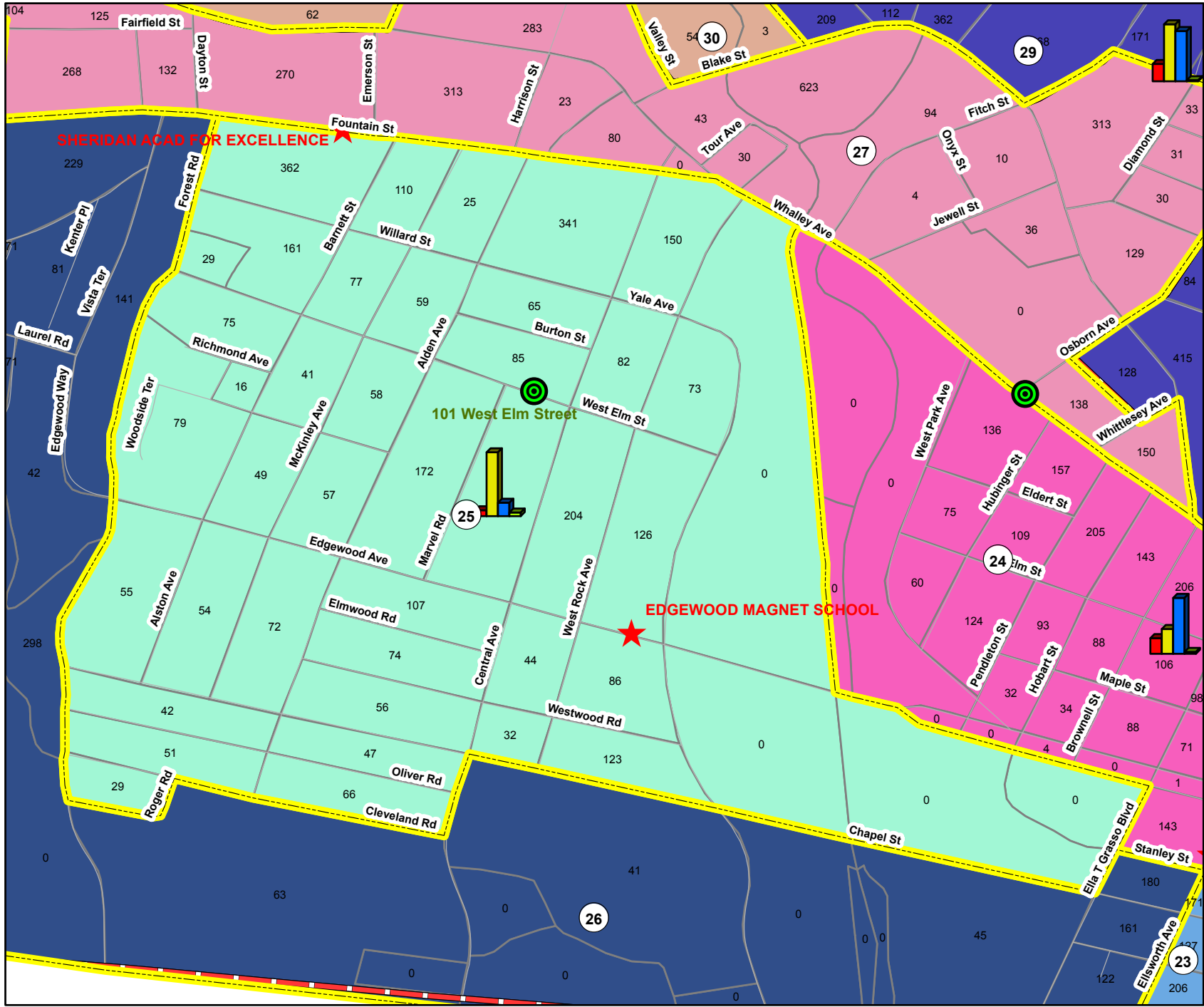
■ HISP  
■ NHWHT  
■ NHBLK  
■ NHASIAN

House	Senate	Current Wards	Polling Place	Residence





# City of New Haven CT Ward 25 March 19, 2012



Population: 3,625  
 Optimum: 4,326  
 Difference: -16.204%

HISP: 237  
 NHWHT: 2,573  
 NHBLK: 541  
 NHASIAN: 146  
 HISP18: 170  
 NHWHT18: 2,143  
 NHBLK18: 405  
 NHASIN18: 120

■ HISP  
■ NHWHT  
■ NHBLK  
■ NHASIAN

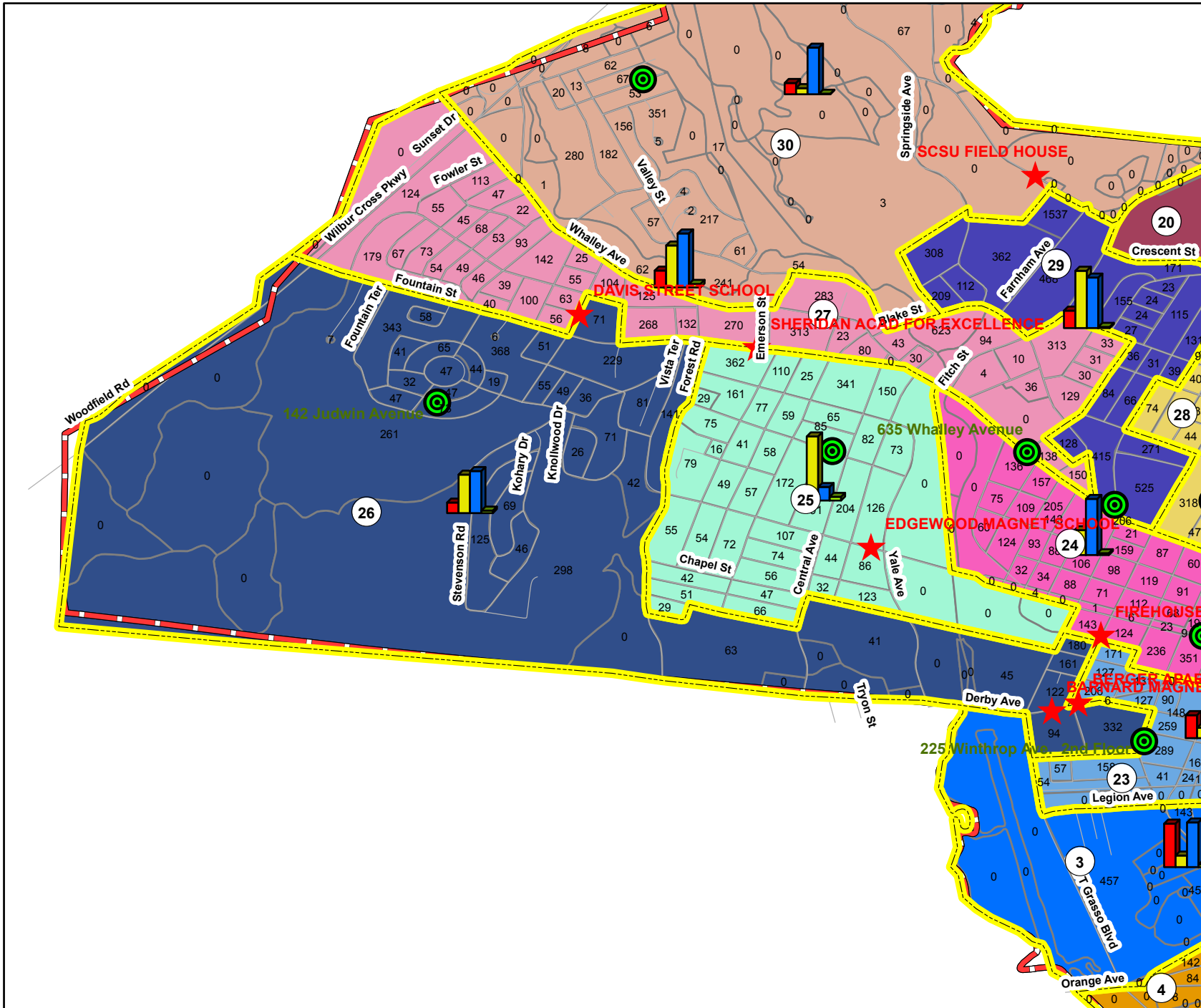
House	Senate	Current Wards	Polling Place	Residence



# City of New Haven CT Ward 26 March 19, 2012

Population: 3,886  
 Optimum: 4,326  
 Difference: -10.171%

HISP: 422  
 NHWHT: 1,543  
 NHBLK: 1,685  
 NHASIAN: 98  
 HISP18: 247  
 NHWHT18: 1,299  
 NHBLK18: 1,217  
 NHASIN18: 87



■ HISP  
■ NHWHT  
■ NHBLK  
■ NHASIAN

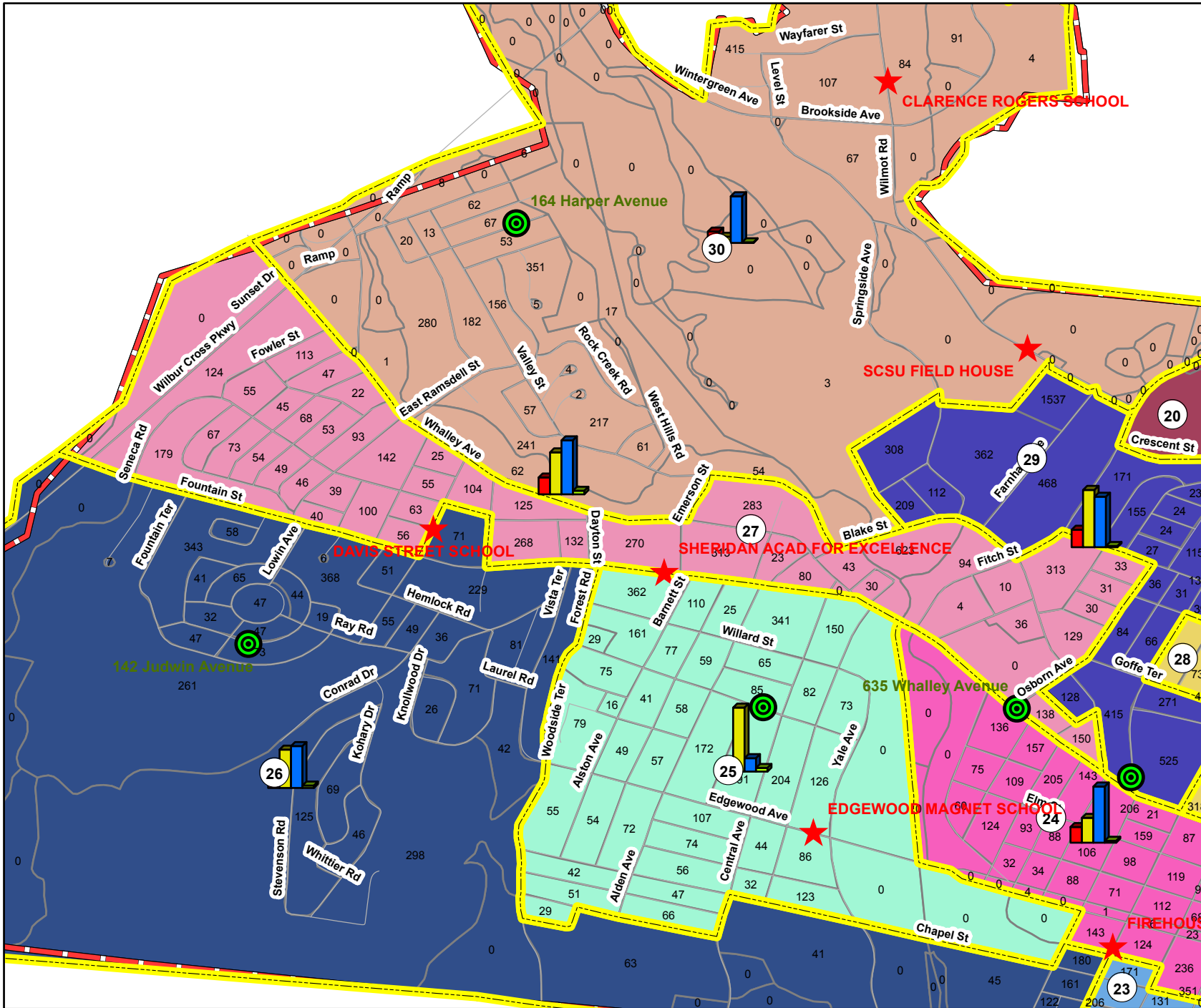
House	Senate	Current Wards	Polling Place	Residence



# City of New Haven CT Ward 27 March 19, 2012

Population: 4,870  
 Optimum: 4,326  
 Difference: +12.575%

HISP: 674  
 NHWHT: 1,684  
 NHBLK: 2,166  
 NHASIAN: 140  
 HISP18: 463  
 NHWHT18: 1,554  
 NHBLK18: 1,579  
 NHASIN18: 125

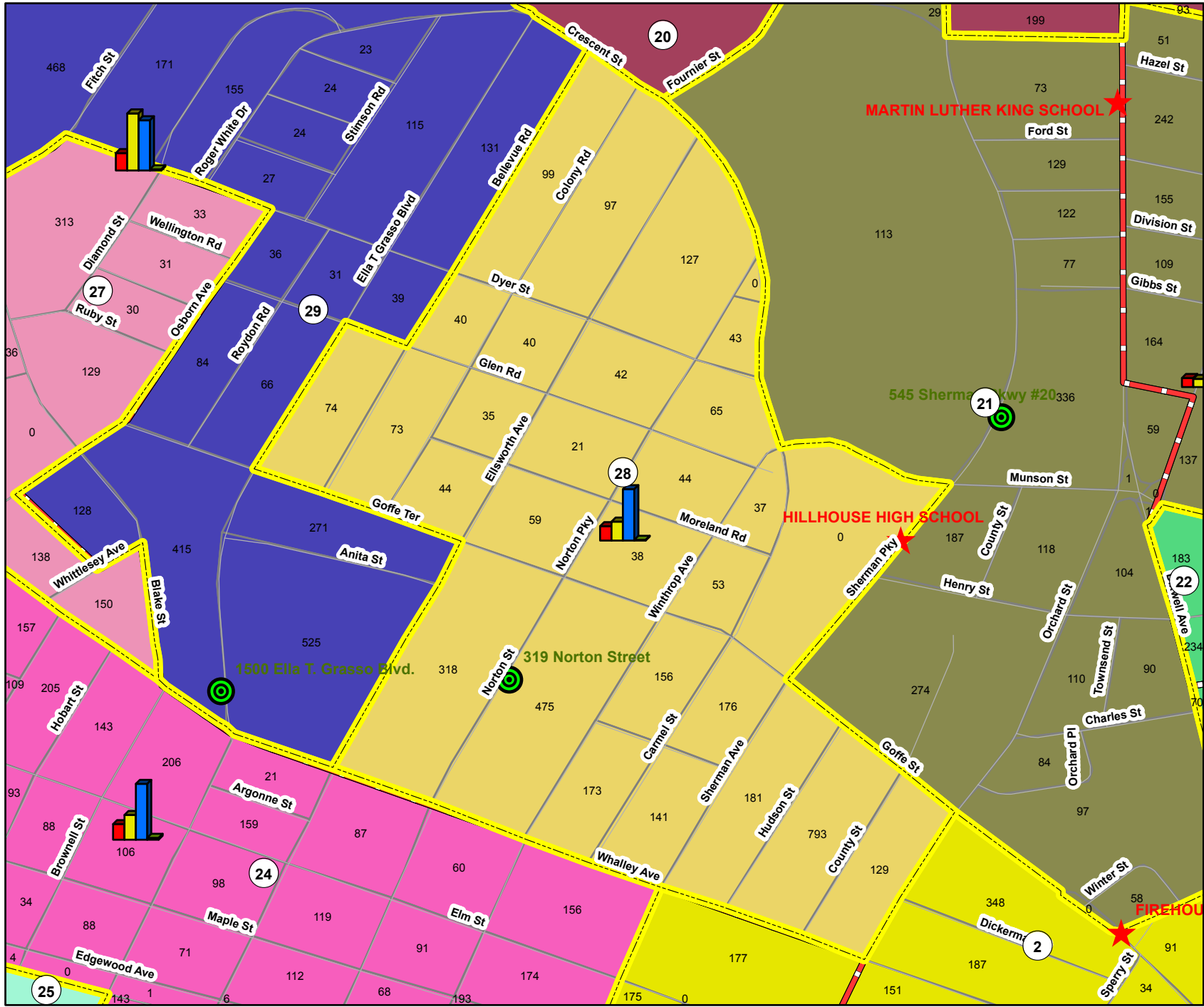


- HISP
- NHWHT
- NHBLK
- NHASIAN

House	Senate	Current Wards	Polling Place	Residence



# City of New Haven CT Ward 28 March 19, 2012

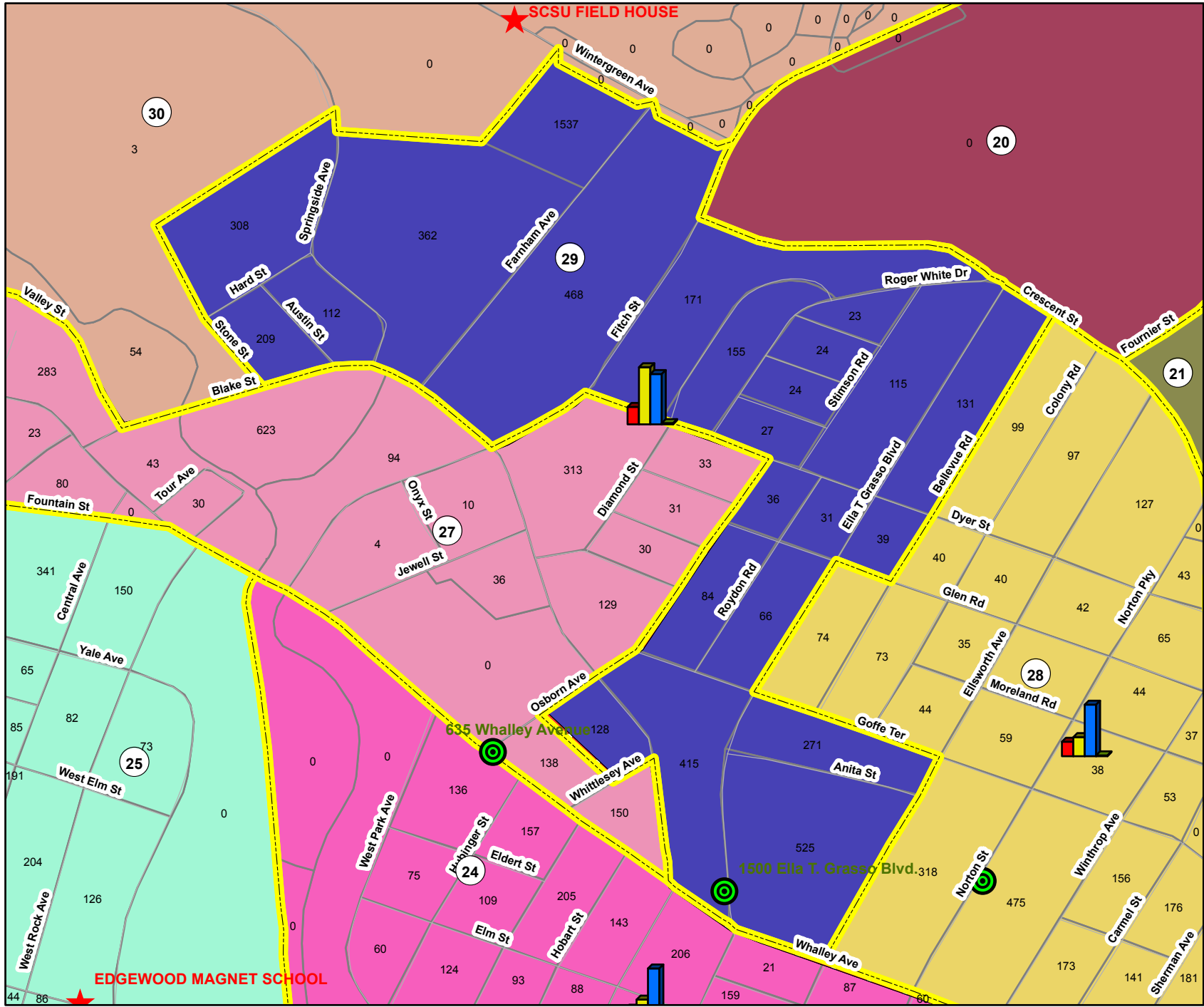


Population:	3,573
Optimum:	4,326
Difference:	-17.406%
HISP:	583
NHWHT:	768
NHBLK:	2,077
NHASIAN:	32
HISP18:	461
NHWHT18:	677
NHBLK18:	1,526
NHASIN18:	27

HISP	NHWHT	NHBLK	NHASIAN	House	Senate	Current Wards	Polling Place	Residence



# City of New Haven CT Ward 29 March 19, 2012



Population: 5,261  
 Optimum: 4,326  
 Difference: +21.613%

HISP: 701  
 NHWHT: 2,302  
 NHBLK: 2,027  
 NHASIAN: 48  
 HISP18: 509  
 NHWHT18: 2,182  
 NHBLK18: 1,566  
 NHASIN18: 48

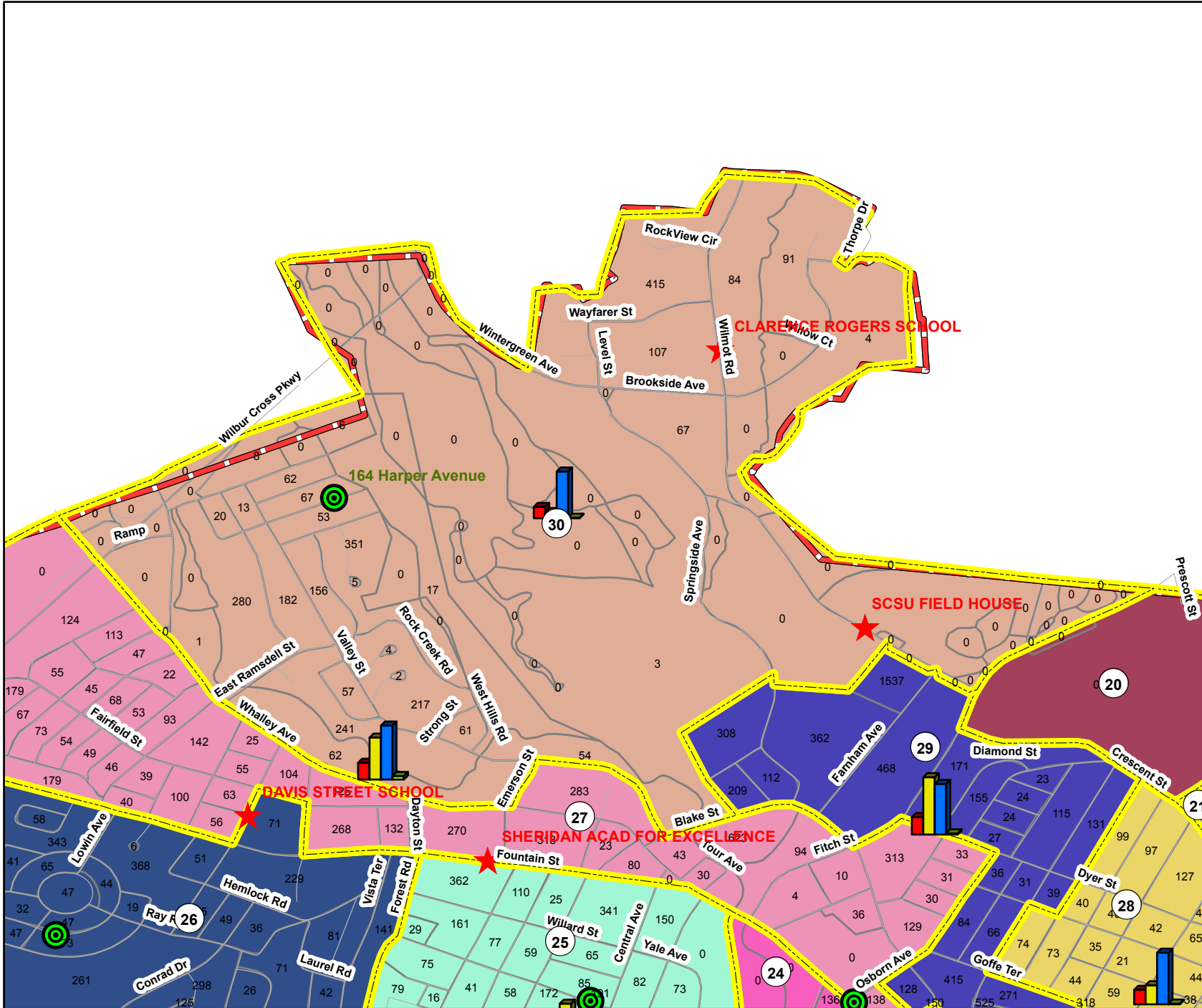
HISP	NHWHT	NHBLK	NHASIAN	Polling Place	Residence



# City of New Haven CT Ward 30 March 19, 2012

Population: 2,690  
 Optimum: 4,326  
 Difference: -37.818%

HISP: 453  
 NHWHT: 247  
 NHBLK: 1,873  
 NHASIAN: 23  
 HISP18: 278  
 NHWHT18: 228  
 NHBLK18: 1,270  
 NHASIN18: 21



HISP	NHWHT	NHBLK	NHASIAN	House	Senate	Current Wards	Polling Place	Residence

