



March 7, 2016

**DRAFT**

# **FY16-17 NHPS Budget Proposal**

# Agenda

<u>Item</u>	<u>Exhibit #</u>
1. Background on Budget	1,2
2. Setting the FY15-16 Baseline to Plan Forward	3,4
3. The FY16-17 17 Education Operating Investments and Potential Reductions	
4. School Funding Proposals	5,6,7,8
• A: Status Quo to Flat-Fund Schools	
• B: Phased-In Equity Proposal for Schools	

# Executive Summary of FY16-17 Budget Proposal

- \$5M of City of New Haven Increase will fund schools and district priorities
- \$4M of central office reductions will fund schools and district priorities
- \$1.5M of Tuition for Interdistrict Magnet Schools from sending districts
- School Funding Proposal A: Status Quo to Flat-Fund Schools
- School Funding Proposal B: Phase-In Equitable Funding Based on Four Needs
  - Three of those needs align with State of CT NextGen Accountability framework (low-income status, ELL status, Special Ed status).
  - Student Mobility identified as additional metric that is important to NHPS

See [Exhibit 1, 2](#) for additional detail or context

# Process and Timeline to Prepare FY16-17

	<u>Exhibit #</u>
<b>September 10</b>	School Funding Committee initiated ----- 1 <ul style="list-style-type: none"> <li>• Eight meetings took place with 9-member committee</li> </ul>
<b>November 25</b>	P&L Review at Central Office on Equity topic. Over 30 participants.
<b>December 17</b>	School Funding Committee concluded ----- 2
<b>December 17</b>	Central Office Budget Kickoff; 7% reductions communicated ----- 3
<b>January 4</b>	1:1 Meetings with Schools Scheduled ----- 4
<b>January 19</b>	Initial Central Office reductions reviewed with Executive Team
<b>January 19</b>	First of three waves of schools received their FY16- 17 budget proposal ----- 5
<b>January 25</b>	School Budget Kickoff; first wave school meetings started
<b>February 4</b>	All-Principal Information Sessions on FY16-17 Proposal ----- 6
<b>February 12</b>	Initial School Budget Meetings to conclude (additional as-needed)
<b>February 15</b>	Finance and Operations; Workshop on FY16-17 Increase Request
<b>Feb 25, Mar 3</b>	Executive Team discussions on Priority Investments, Reductions, and Equity

# Board Process Going Forward

## **March 14 Board Meeting (Beecher School)**

Discussion – Open Public Comment on Desired Priorities

## **March 21 Finance and Operations Meeting (54 Meadow)**

Discussion:

- Revenue Outlook

- Expense Outlook, including proposed reductions

- Priority Investments

- School Funding Methodology: Status Quo and Equity Proposal

## **March 28 Board Meeting (Beecher School)**

Discussion and Action:

- First Reading of Proposed FY17 Budget

- Discussion and tentative direction on Cuts, New Investments, School Funding

## **TBD: Additional Meeting: Public Hearing on Proposed FY17 Budget.**

## **April 4 Finance and Operations Meeting (54 Meadow Street)**

Discussion:

- Q&A Review from Board questions on First Reading

- Adjustments to FY1617 Budget Proposal

- Establish Process for FY1718 Budget Process, and other Financial priorities and protocols

## **April 11 Board Meeting (Beecher School)**

Discussion and Action:

- Second Reading and Board Vote on Draft FY1617 Budget

- Process and priorities for budget and financial practice going forward

# Context: Goals for FY17 Budget Proposal

## **Align to District Priorities and Core Values**

- Extend New Haven School Change by organizing budget and investment on Academic Learning Systems, Social and Emotional Learning Systems, Talent, and Portfolio while leveraging Partnerships and Infrastructure
- Reinforce core values of Equity, through focus on greatest need schools; Growth & Innovation through an integrated school planning approach; and Collaboration through engagement of stakeholders

## **From Site-Based Budgeting to a Student-Based approach**

- Phase-in financial equity by using all-funds
- Focus on students and their characteristics, rather than programs and initiatives
- Increasing funding level and control of to schools with highest need

## **Fund Schools First**

- Central Office reductions used to invest in schools
- Maximize revenues available to schools

# Major sources of funds for NHPS

Funds for our schools can be raised (sourced) in 4 different ways:

- 1. **Federal income taxes** from your paycheck go to federally funded programs. We see some, but not all, of those funds here in New Haven.
- 2. **State income taxes** from your paycheck go to state funded programs. We receive those funds as a school district (along with 168 others) through ECS.
- 3. **Local property taxes** (homes and cars) go to the City to fund services in New Haven. Some, but not all, of those funds are seen working at our schools.
- 4. **Corporate donations** provide funds for specific programs. Corporations like First Niagara Bank have given generously to New Haven Public Schools. Those funds go to NHPS, but are not a large amount.

General Fund	Special Fund
	X
X	X
X	
	X

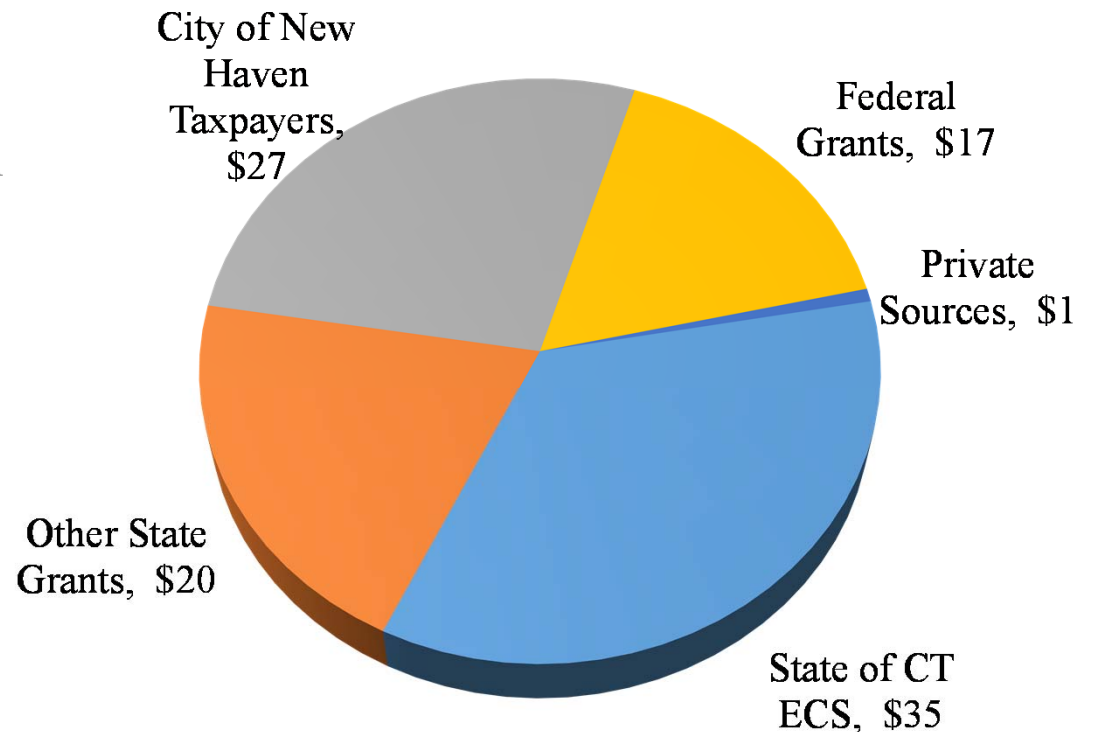


**What the money can be used for depends on where it comes from. Most federal grants, for example can not be used to fix and upgrade buildings.**

## The overall funding pot in New Haven

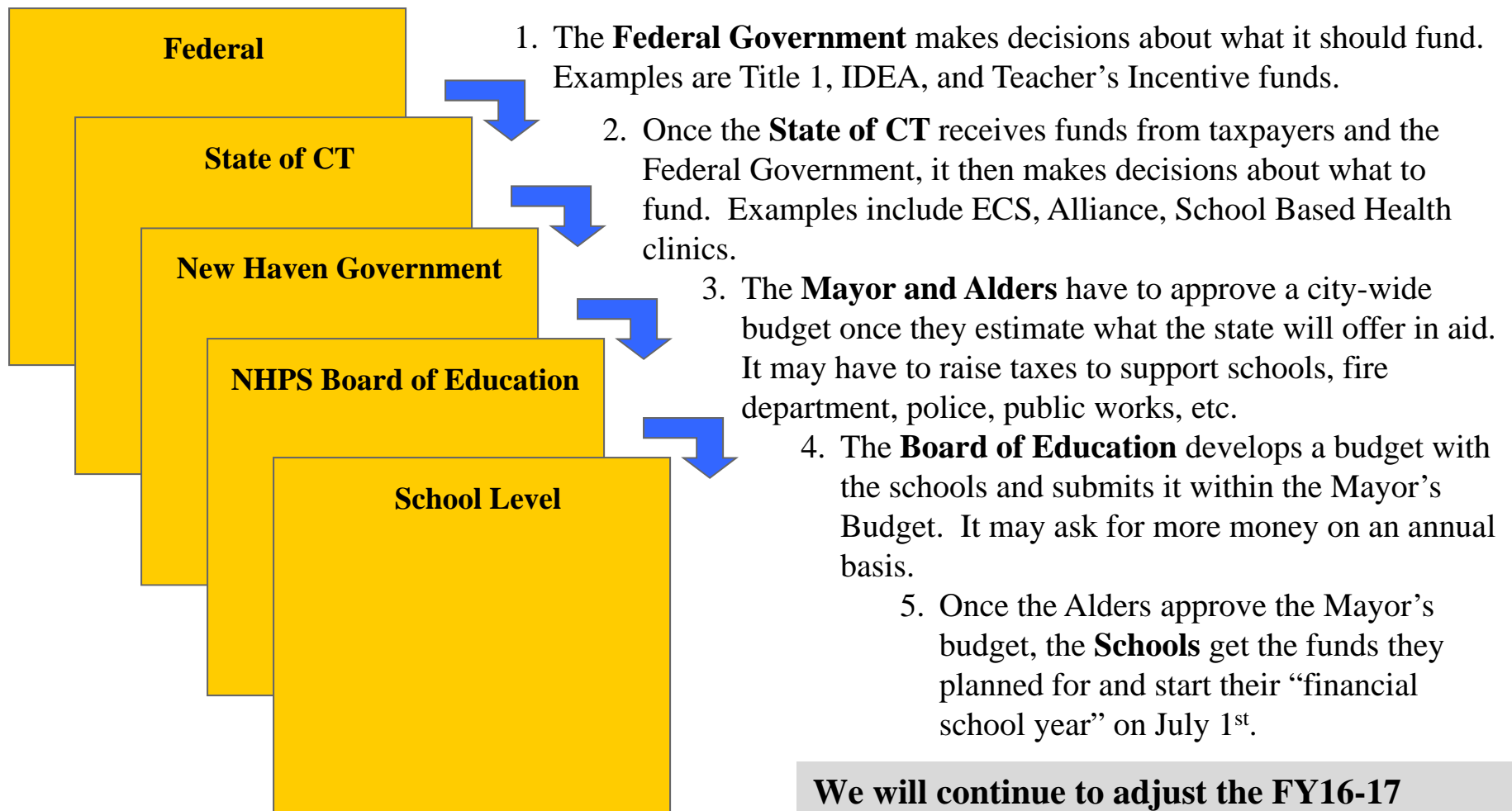
Assume for a moment that the entire budget for NHPS in FY16 is \$100 dollars

- \$35 would come from the State's income tax fund (ECS)
- Another \$20 would come from other state grants
- \$27 would come from the City of New Haven's taxpayers (including in-kind)
- \$17 would come from Federal Grants
- Less than \$1 would come from private sources





# How dollars cascade to schools



**We will continue to adjust the FY16-17 picture as this process plays out**

# Agenda

<u>Item</u>	<u>Exhibit #</u>
1. Background on Budget	1,2
2. Setting the FY15-16 Baseline to Plan Forward	3,4
3. The FY16-17 17 Education Operating Investments and Potential Reductions	
4. School Funding Proposals	5,6,7,8
• A: Status Quo to Flat-Fund Schools	
• B: Phased-In Equity Proposal for Schools	

# FY16 Revenue Outlook – Education

## Operating Funds

	FY 2015-2016		FY 2016-2017		Change
	Adjusted Revenue		Proposed Revenue		
<b>State and Local Funding</b>					
General Fund Allocation	\$ 180,219,297	42%	\$ 185,219,297	43%	\$ 5,000,000
<b>Other Operating Funding</b>					
State Magnet Operating Grant	36,041,375		36,041,375		\$ -
Interdistrict Magnet Tuition	0		1,500,000		1,500,000
Other Operating Revenues, Fees, Reimbursements	10,266,383		10,266,383		-
<b>Total Other Operating Revenues</b>	<b>\$ 46,307,758</b>	<b>11%</b>	<b>\$ 47,807,758</b>	<b>11%</b>	<b>\$ 1,500,000</b>
<b>TOTAL EDUCATION OPERATING FUNDS</b>	<b>\$ 226,527,055</b>	<b>52%</b>	<b>\$ 233,027,055</b>	<b>54%</b>	<b>\$ 6,500,000</b>

### City of New Haven Contribution

- \$5M increase to schools would represent an \$8M increase over a 2-year period, the highest in recent memory

### Interdistrict Magnet Grant

- Best-case scenario is flat funding from the state. Given cost increases of magnet school programming, this proposal calls for \$1.5M in revenue from tuition charged to sending suburban districts

### Other Operating Revenues

- Revenues for Special Education Excess Cost, Open Choice, Sound School Tuition, and Interdistrict Transportation are expected to remain at FY16 levels.

# FY17 Revenue Outlook – In-Kind and Special

## Funds

	FY 2015-2016 Adjusted Revenue		FY 2016-2017 Proposed Revenue		Change
<b>In-Kind City of New Haven Support</b>					
Health Benefit Allocation	39,540,000		43,000,000		\$ 3,460,000
Pension	8,852,263		9,952,456		1,100,193
Worker's Compensation	2,727,500		2,402,500		(325,000)
Debt Service	36,122,575		37,746,000		1,623,425
<b>Total City of New Haven In-Kind</b>	<b>\$ 87,242,338</b>	<b>21%</b>	<b>\$ 93,100,956</b>	<b>21%</b>	<b>\$ 5,858,618</b>
<b>State of Connecticut Direct Grants</b>					
Alliance District Grant	14,567,369		13,203,668		\$ (1,363,701)
School Readiness	8,300,334		8,300,334		-
Priority School District	5,606,378		5,284,011		(322,367)
State Adult Education	3,015,680		3,015,680		-
Commissioner's Network Grant	2,012,933		2,012,933		-
Other State Grants	9,434,806		9,434,806		-
<b>Total State Direct Grants</b>	<b>\$ 42,937,500</b>	<b>10%</b>	<b>\$ 41,251,432</b>	<b>9%</b>	<b>\$ (1,686,068)</b>
<b>Federal Grants</b>					
Teacher Incentive Fund	\$ 18,997,918		\$ 18,997,918		\$ -
Title I Improving Basic Skills	13,413,948		11,363,552		(2,050,396)
Head Start	6,952,200		6,952,200		-
IDEA Part B, Section 611	6,394,937		6,394,937		-
Magnet Schools Assistance Program	5,932,863		1,186,572.60		(4,746,290)
Title II Part A Teachers	2,322,383		2,254,761		(67,622)
Other Federal Grants	5,793,972		5,793,972		-
<b>Total Federal Direct Grants</b>	<b>\$ 59,808,221</b>	<b>14%</b>	<b>\$ 52,943,913</b>	<b>14%</b>	<b>\$ (6,864,308)</b>
<b>Food Program, Private, and Reimbursements</b>	<b>\$ 14,438,602</b>	<b>3%</b>	<b>\$ 14,438,602</b>	<b>3%</b>	<b>\$ -</b>
<b>TOTAL ALL-FUNDS BUDGET (INCL. IN-KIND)</b>	<b>\$ 430,953,716</b>		<b>\$ 434,761,958</b>		<b>\$ 3,808,242</b>

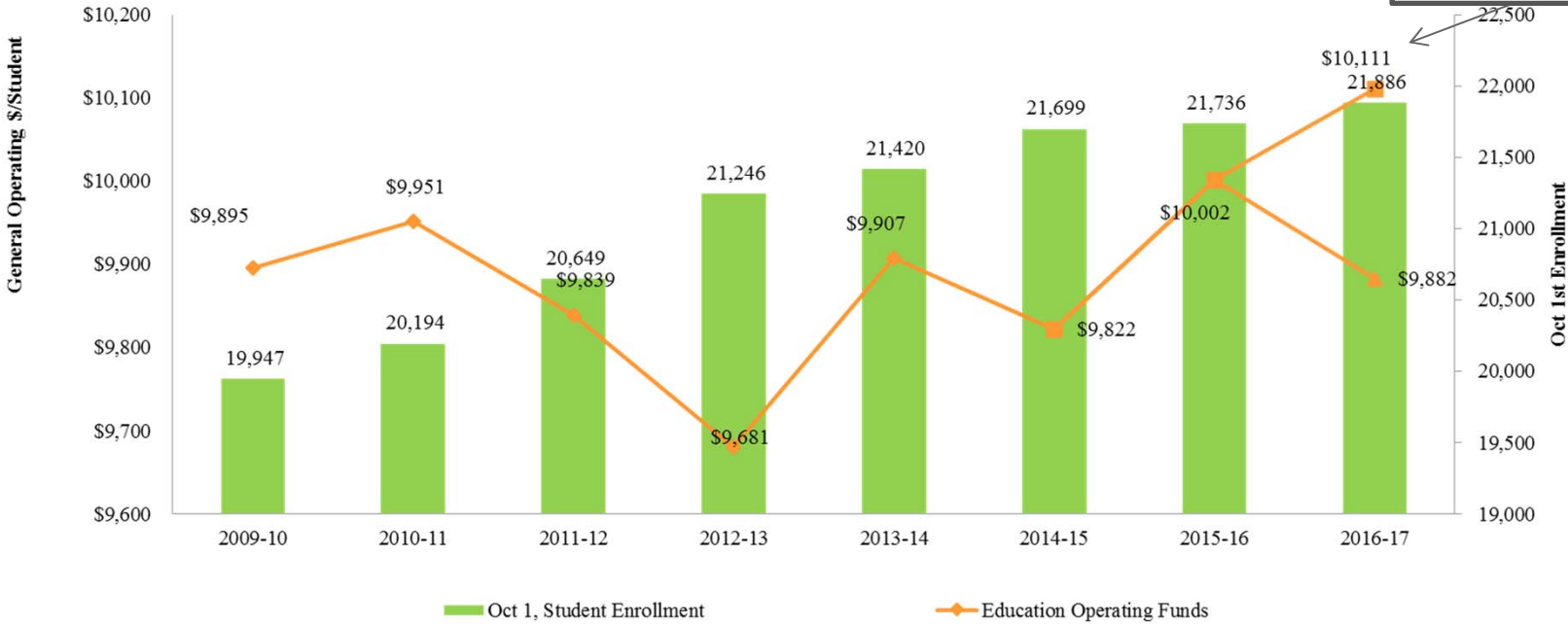
Other In-Kind that we don't typically report include School Nurses, Crossing Guards, School Resource Officers, and the time of City staff that support NHPS.

Reductions in grants actually represent lower carryover projections for FY17.

Only MSAP is an actual grant sunset.

# Context: Full reversal of decline in Operating would be achieved in FY17 in \$5M holds

**With Mayor's proposed increase**



	2009-10	2010-11	2011-12	2012-13	2013-14	2014-15	2015-16	2016-17
General Fund Budget	\$ 173,562,088	\$ 173,719,297	\$ 173,019,297	\$ 173,019,297	\$ 174,219,297	\$ 177,219,297	\$ 180,219,297	\$ 185,219,297
Magnet Allocation	23,823,390	27,239,170	30,146,970	32,664,100	34,994,690	35,913,520	37,191,440	36,066,205
<b>Total Education Operating</b>	<b>\$ 197,385,478</b>	<b>\$ 200,958,467</b>	<b>\$ 203,166,267</b>	<b>\$ 205,683,397</b>	<b>\$ 209,213,987</b>	<b>\$ 213,132,817</b>	<b>\$ 217,410,737</b>	<b>\$ 221,285,502</b>
Enrollment	19,947	20,194	20,649	21,246	21,420	21,699	21,736	21,886

# Agenda

<u>Item</u>	<u>Exhibit #</u>
1. Background on Budget	1,2
2. Setting the FY15-16 Baseline to Plan Forward	3,4
3. The FY16-17 17 Education Operating Investments and Potential Reductions	
4. School Funding Proposals	5,6,7,8
<ul style="list-style-type: none"><li>• A: Status Quo to Flat-Fund Schools</li><li>• B: Phased-In Equity Proposal for Schools</li></ul>	

# FY17 Balance Outlook (Education Operating)

	<u>Uses of Funds</u>	<u>Sources of Funds</u>	
<b>Less Control</b>	Contractual Teacher Salaries	\$ 3,647,533	
	Other Contractual Salary Increa	905,507	
	Out of District Tuition	507,029	
	Transportation Contract	590,799	
	Utilities Expenses	275,698	
	Other Purchases and Svc. Incr.	550,247	
<b>More Control</b>	Available for Priority Investments (Management and BOE proposals to be discussed 3/21)	\$ 4,100,168	
		Transportation Changes	\$ 1,580,000
		Reduce Food Service Subsidy	400,000
		Leases Coming Offline	943,000
		Central Office Budgets	521,675
		Other Reductions	632,306
	Interdistrict Magnet Tuition	1,500,000	
	<b><u>\$ 10,576,981</u></b>	<b><u>\$ 10,576,981</u></b>	

See [Exhibit 3](#) for additional detail or context

Potential reductions total \$4M presently

- Mayor’s budget proposal with a \$5.0 increase for education is much needed given our \$6.4M in contractual increases
- With an overall increase greater than the revenue increase, dollars of additional investment must be offset by cost reductions or allowable grants re-purposing
- Budget reductions of \$4.0M or more will require careful monitoring to ensure execution
- Details of reductions and investments to be discussed at the March 21 meeting

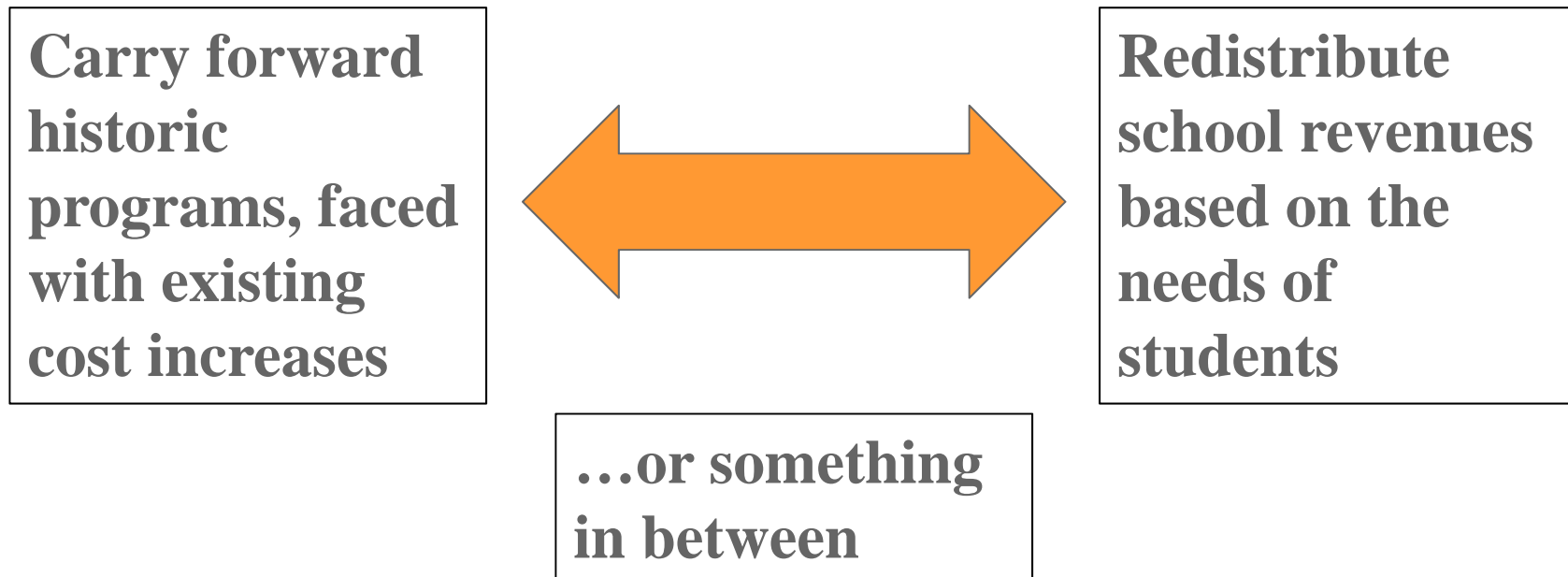
# Agenda

<u>Item</u>	<u>Exhibit #</u>
1. Background on Budget	1,2
2. Setting the FY15-16 Baseline to Plan Forward	3,4
3. The FY16-17 17 Education Operating Investments and Potential Reductions	
4. School Funding Proposals	5,6,7
<ul style="list-style-type: none"><li>• A: Status Quo to Flat-Fund Schools</li><li>• B: Phased-In Equity Proposal for Schools</li></ul>	



## Determining School Budgets

For the resources currently invested in schools (after school support functions and programs), we can either...



# What have we learned about NHPS' use of funds, and how have we funded schools?

**(1)  
Independent  
Review of NHPS  
Finances  
(2014 and 2015)**

- Compared New Haven to other urban (or urbanizing) districts like Denver, Charlotte, Newark, Washington DC, Baltimore, Cleveland. Some CT comps.
- Investment in Instruction appeared low, but relatively high number of teachers especially in high schools
- NHPS central office was relatively lean, but Operations and Maintenance was relatively high mostly due to transportation costs due to choice system
- Higher resource variation than most other districts, though some variation could be explained, most variation in K-8s could not be explained.

**(2)  
Current FY16  
Budget**

- Higher focus on per-pupil funding, but not a comprehensive need-weighted model (Part-Time was distributed per-pupil, and Substitute Teacher budgets)
- Generally a budget-to-budget creation (not considered best-practice)
- Clear examples of funding inequity persist

**(3)  
Other Data**

- Interdistrict Magnet schools, which receive \$36M from the state, have historically also received other significant grant funds

# Allocation of Education Operating Funds

<u>Pro-Forma 2016-2017 Allocations</u>	<u>FY16 Budget</u>	<u>% of Oper. Budget</u>	<u>Per Pupil</u>
Education Operating Funds	\$ 226,125,726		
Less: State Magnet Operating	(36,066,205)	15.9%	
<b>FY16 General + Other Operating Revenue:</b>	<b>\$ 190,059,521</b>	<b>84.1%</b>	<b>\$ 8,440</b>
<b>Less: District Administration</b>			
Central Office Staff	\$ (12,669,071)		
Contracts and Purchases	(6,802,014)		
	<b>\$ (19,471,085)</b>	<b>8.6%</b>	<b>\$ (865)</b>
<b>Less: School Support Functions</b>			
Tuition	\$ (17,533,963)		
Transportation	(23,454,163)		
Facilities and Maintenance	(12,536,249)		
Net Utilities Costs	(7,747,229)		
Benefits and Other	(2,410,000)		
Building Rental	(2,657,092)		
	<b>\$ (66,338,696)</b>	<b>29.3%</b>	<b>\$ (2,946)</b>



**\$3,811 per-pupil funds District Administration and School Support Functions**

# Allocation of Education Operating Funds – (cont.)

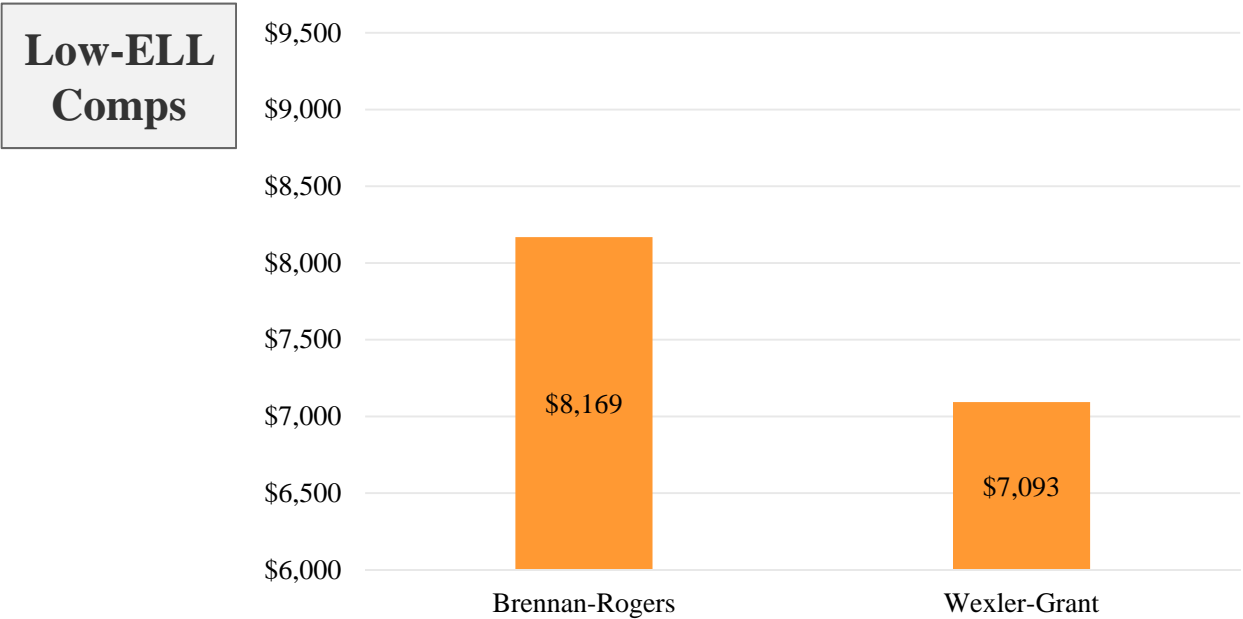
See [Exhibit 4](#) for additional detail

<b>Less: School Programs:</b>			
Itinerant Staff	(5,720,128)		
Foundational Staff Funding	(8,935,247)		
Net Early Childhood (Pre-K) Supplement	(2,010,565)		
Alternative Schools	(3,327,541)		
Other Operating Funds to Schools	(2,677,991)		
Comprehensive High School Supplement	(2,965,117)		
Self-Contained Special Education Classrooms	(1,576,762)		
Adult Education	(1,536,932)		
	<b>\$ (28,750,282)</b>	12.7%	<b>\$ (1,277)</b>
<b>School Support and Program Totals:</b>	<b>\$ (114,560,063)</b>	50.7%	<b>\$ (5,087)</b>



**An additional \$1,277 per student funds programs and supports at specific schools. Total per-student supports = \$5,087**

# Our current budget, as it has not been tied to student need, reflects the state of equity at NHPS



- Gap of \$1070 per pupil represents \$454,750 for lower-funded school
- This is the equivalent of:
  - An additional 7 teachers
  - 20 classrooms of new computers
- Both schools are Title 1, and have significant grant dollars going to them
- Enrollment data as of 10/1. If student enrolment has increased, per pupil would decrease

<i>K-8 Enrollment</i>	494	425
<i>% SPED</i>	16%	14%
<i>% ELL</i>	6%	5%
<i>% Low-Income</i>	65%	61%
<i>% Mobility</i>	3%	15%
<i>Avg. Teacher Sal.</i>	\$56,231	\$59,983

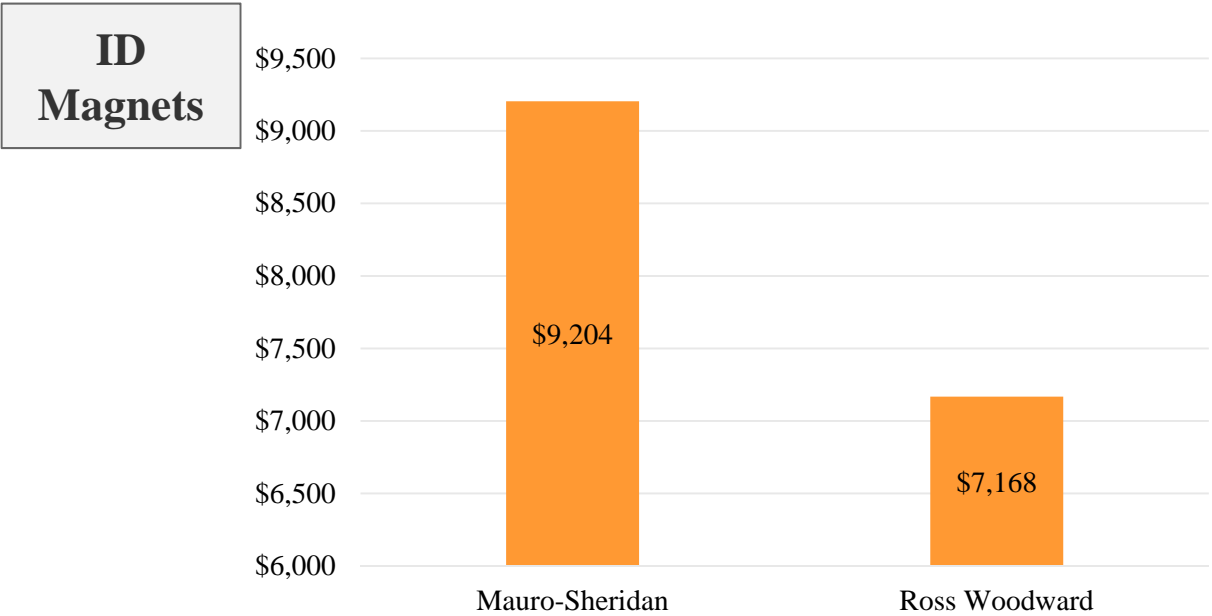
# Our high-ELL schools are generally lower-funded, but also exhibit significant funding gaps



- Gap of \$302 per pupil represents \$174,556 for lower-funded school
- This is the equivalent of:
  - An additional 3 teachers
  - 7 classrooms of new computers
- Both schools are Title 1, and have significant grant dollars going to them
- Enrollment data as of 10/1. If student enrolment has increased, per pupil would decrease

<i>K-8 Enrollment</i>	522	578
<i>% SPED</i>	12%	13%
<i>% ELL</i>	20%	35%
<i>% Low-Income</i>	66%	68%
<i>% Mobility</i>	9%	7%
<i>Avg. Teacher Sal.</i>	\$58,270	\$61,673

# Within our Interdistrict magnet schools, the disparity is also present and sometimes extreme



- Gap of \$2,036 per pupil represents \$1,362,084 for lower-funded school
- This is the equivalent of:
  - An additional 20 teachers
  - 59 classrooms of new computers
- Ross Woodward is a Title 1 school
- Enrollment data as of 10/1. If student enrolment has increased, per pupil would decrease

<i>K-8 Enrollment</i>	543	669
<i>% SPED</i>	7%	6%
<i>% ELL</i>	7%	7%
<i>% Low-Income</i>	30%	35%
<i>% Mobility</i>	1%	2%
<i>Avg. Teacher Sal.</i>	\$62,105	\$66,646

See [Exhibit 7, 8](#)  
for additional  
detail or context

## How did this happen?

- Lots of reasons
- Better questions are whether we are comfortable with this reality....

## And what can we do about it?

- Create transparent and systematic guideposts related to student need
- Ease transition between and among schools to support effective programming

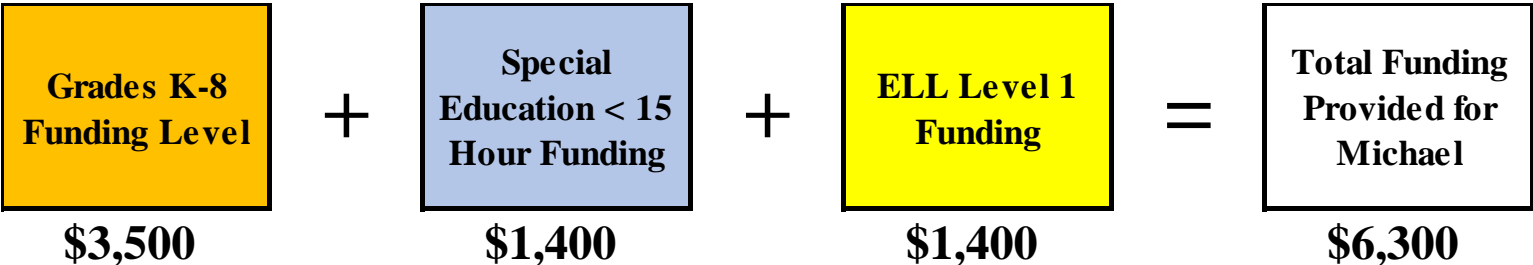


**See Exhibits 7 and 8 for current proposal, and school-by-school comparison of Status Quo vs. Equity**



# The FY17 NHPS Equity Funding Proposal

- Michael is a 5<sup>th</sup> grade student at Clemente. He is a special education student (Less than 15 hours) and has been identified as a Level 1 English-language learner. Based on his enrollment and need characteristic, Clemente will receive the following budget for educating Michael:



- Candace is a 9<sup>th</sup> grade student at Hillhouse. She has been identified as a Level 5 an English-language learner. Based on various state databases, we know she lives in a low-income household. Additionally, she has special needs and receives more than 15 hours of service per week. Based on her enrollment and need characteristics, Hillhouse will receive the following:



*Note: weights shown are approximate. Funding levels for FY17 are being finalized, but will be close to the above.*

# What the FY17 Equity Proposal IS and IS NOT

## The Equity Proposal IS:

1. A way to allocate whatever funds are available
2. Intended to fund the need areas that NHPS directs additional funding for
3. Intended to place significant funding behind students with identifiable needs
4. A sustainable and transparent approach to funding every New Haven child
5. Intended to be reviewed and revised annually

## The Equity Proposal IS NOT:

1. Suggesting that the NHPS funding level is adequate
2. Intended to be set once and never revisited
3. A cause for overall imbalance in any district's budget
4. A way to fund Charter Schools that are outside of NHPS
  - Booker T. Washington, Common Ground, Achievement First are all state-funded magnets and only receive funding from NHPS through Board-approved contracts for Special Education services.
  - Elm City Montessori School is an NHPS school and will receive funds for New Haven students just like our other schools.

# APPENDIX

# Why is a per-pupil approach recommended?

1. **Per-Pupil Funding forces a focus on students, not programs and history**
2. **The alternative is a focus on programs, adults, and relationships**
3. **Per-Pupil funding is a state-wide and national standard for distributing funds to school districts**
  - 50% of NHPS operating revenue already comes to us through per-pupil formulas at the state level.
    - Education Cost Sharing Grant; \$142M (only weighted for one need)
    - Interdistrict Magnet grant; \$36M (not weighted for need)
  - Sampling of states that factor multiple student needs in their funding formula: Massachusetts, Maryland, Hawaii, Rhode Island, New Jersey, Ohio, California
  - Sampling of districts that factor multiple student needs to fund schools: Boston, Hartford, Houston, Cincinnati, Newark, Baltimore, Oakland Unified School District, Minneapolis Public, San Francisco, St. Paul, Denver.

# Historical Process

1. Budget-to-Budget concept starts with last year's amount as the “given” baseline. Cost increases are absorbed by new revenues (if any), or by reductions if no new revenues exist.
2. Per-pupil allocations were created (not adjusted for need) and distributed to schools for only the non-personnel portion of the budget (about \$15M overall).
  - Current Year Supplies and Materials Budget:
  - Last year we also added Part Time:
3. At NHPS, staffing has been a separate consideration, and school budget discussions have focused on non-personnel needs.
4. Last year, schools were given a worksheet tool and asked them to allocate their non-personnel budget to specific accounts

# Exhibits

1. School Funding Committee (SFC) Purpose Document
2. Memo on SFC Progress and Outcome
3. FY16-17 Budget Step in and basis for 7% reductions to central budgets
4. Common Planning Agenda sent to schools on January 4 to prepare for upcoming meetings
5. Sample of school budget shared on January 19
6. Copy of NHPS School Funding Proposal discussed on February 4
7. Current NHPS School Funding Proposal as of March 4, 2016
8. School by School Status Quo vs. Equity Budget

## EXHIBIT 1



### **School Funding Committee Overview October 8, 2015 (revised from 8/18 original)**

#### **Purpose**

The School Funding Committee (SFC) will engage in a series of discussions, centered on financial data, to help New Haven Public Schools decide on revisions to its school funding model in a way that addresses the below requirements. The SFC will recommend a revised school funding model to the Superintendent that will be implemented for the FY17 school year, and thus must make its recommendations by the end of November.

Requirements of a funding model for NHPS:

1. **Address Equity among schools;** defined broadly as the fact that certain schools receive significantly more in Education Operation Funds on a per-student basis than others, and student need is largely unaddressed
2. **Address Student mobility;** despite being a portfolio school district, NHPS does not presently have an official or formulaic process for adjusting school budgets based on student enrollment. In addition, our schools experience student transfers at a higher rate during the school year than the state average (more than 10% at 1/3 of our schools). Our school funding methodology should allocate appropriate resources to schools to support the mobility of our families both within the school year (September to June), and from one year to the next.
3. **Emphasize the school as the unit of change;** as portfolio school district, NHPS believes that schools are the unit that matters most in improving the educational outcome of our students. However, our funding model does not explicitly reflect that value statement. We need a way to show that schools are funded first before all other priorities of the district
4. **Address Financial sustainability;** neither the level of staff at NHPS, nor the funding provided, have a direct relationship the funding levels available. Rather, they are tied to historical levels of investment, and a general sense for program changes for the next year. NHPS needs a model that can adapt to forecasted funding levels in an efficient and equitable manner.

#### **Focus of Scope**

It is expected that the SFC will entertain a range of funding possibilities that have been employed in other school districts. This ranges on one end to a staffing model where staff are automatically added based on the number of students (e.g. 1 teacher for every 25 students) to the other end where money follows the child (e.g. \$5,000 per student is added to the school's budget).

#### **Composition**

The SFC will be a 9-member committee made up of the Chief Financial Officer, the Chief of Staff, three principals, two parents, and two community members. The meetings will be open to other staff and the public, and the offices of Finance and Talent will provide technical assistance for analysis/support.

#### **Timeline and Meeting Schedule**

In order to provide actionable recommendations to the Superintendent for the FY17 Budget process, the SFC must conclude its recommendations before the Thanksgiving break (11/25/2015). Given the depth of the discussions, and importance of the ultimate recommendation, the members should expect to meet at minimum of twice a month for 1.5 hours through November, plus two public board meetings for a total of 8 sessions.

## EXHIBIT 2



### MEMORANDUM

**To:** Garth Harries, Superintendent  
**From:** School Funding Committee  
**Re:** No Recommendation for FY17 Budget  
**Date:** January 19, 2016

#### Summary

The nine-member School Funding Committee (SFC) was convened in September to engage in a series of discussions, centered on financial data, to help New Haven Public Schools decide on revisions to its school funding model in a way that addressed various requirements, with equity in funding as the primary objective. The SFC was to recommend a revised school funding model to the Superintendent that would be implemented for the FY17 school year. In order to do so, three months were set aside and the end of November (before Thanksgiving) was set as the deadline.

As of January 19, the School Funding Committee has not reached agreement on a school funding methodology for the upcoming school year. However, there are some areas of agreement with regard to what the SFC wants in a funding approach:

1. Every child should have a baseline level of resources and supports at her/his school
2. In addition, a student's individual needs should inform any additional resources devoted to the student
  - a. After several iterations of what needs should have additional resources behind them, four emerged as the highest priority: income level of the student, mobility/transience of the student, English learner status, and Special Education status
3. Programmatic investments (which apply only to certain schools) should be considered in addition to funding that would apply to all students
4. Principals' perception of what they need – and what they have – should be a factor in the FY17 budget



## Evolution of Our Thinking

The SFC began with a review of Weighted Student Funding (aka Fair Student Funding or Backpack Funding) models and School Staffing Models and the mechanics therein using national and Connecticut-based examples. Initially, the outcome was imagined as an “either-or” choice, which was not well-accepted by the SFC. In addition, the SFC was not convinced that WSF and FSF as implemented elsewhere displayed strong evidence of impact. Hearing that feedback, the Finance Team pivoted and began crafting a “Hybrid Model” that took both student demographics and standard staffing ratios into account; there were ultimately two versions on this Hybrid Model.

Another significant turn in the work was the suggestion, and eventual development, of a survey to principals on what they felt their needs were. This “Needs Assessment” allowed the participating principals to add their voice to the question of what their schools should have, and whether they have been able to provide those things for their school.

To be concise, there have been many changes in thinking, which are summarized in the table below.

	Starting Point (September)	Today (January)
<b>Funding Sources Included</b>	General Funds	All-Funds (incorporated State Magnet Grant and Grants that are school-directed where possible)
<b>Type of Model</b>	Weighted Student Funding OR Staffing	Hybrid
<b>Teacher Input</b>	Through Principals	Direct NHFT Representation
<b>Programmatic Funding</b>	<b>\$1.4M</b> (All programs except Adult Ed would be funded by schools directly)	<b>\$22.7M</b> (Foundational Funding, Pre-K, Alternative Schools, Self-Contained Special Education)
<b>Student Needs Considered</b>	<ul style="list-style-type: none"> <li>• 4 grade spans</li> <li>• Low Academic Performance</li> <li>• Low Academic Performance</li> <li>• Three ELL levels</li> <li>• Four Special Ed Levels</li> </ul>	<ul style="list-style-type: none"> <li>• 2 grade spans K-8, 9-12)</li> <li>• % of Low Income Students</li> <li>• Student Mobility</li> <li>• Three ELL levels</li> <li>• Three Special Ed Levels</li> </ul>

## Reason for No Recommendation

Our 8<sup>th</sup> and final meeting was on December 17<sup>th</sup>. As of that date, there remained a split in the members with one side insisting on more time, and limited change for next year's budget, and another suggesting that we have the information we need to make changes for FY17.

Below is a list of members and data that has been shared throughout the process.

### A. Committee Members

1. Cathy Berni & Jill Kelly (Parents – ESUMS)
2. Sabrina Breland (Principal – Wexler-Grant)
3. Thomas Burns (NHFT Representative)
4. Sequella Coleman (Principal – Davis)
5. Victor De La Paz (Chief Financial Officer)
6. Gillian Eversman (Parent – Worthington Hooker)
7. Lola Garcia Blocker (Chief of Staff)
8. Daryl Jones (City of New Haven Representative & Parent)
9. Judith Puglisi (Principal – Metropolitan)

### B. List of Documents Reviewed and Shared To-Date:

Document	Description	Date Shared
1. ERS Equity Presentation FY13-14	External analysis of resource allocation differentiated by school and weighted by student need	9/5/15
2. Greenwich Public Schools Staffing Model	Staffing model of another public school district.	9/5/15
3. Marguerite Roza: The case for weighted student funding	Blog post from leading proponent of SBB (WSF)	9/5/15
4. Case Studies: Hartford and Boston	Hartford and Boston's implementation of student-based budgeting represents a complete overhaul of the district's old system and has had a measurably positive impact on schools. Implementation has not been without its challenges, however, and is still a work in progress.	9/25/15

5. Updated School by School Per Pupil funding comparisons	<p>a. The <b>weighted</b> per pupil slide for Education Operating funds for FY 13-14 as per <u>actual expenses</u>.</p> <p>b. The unweighted per pupil slide for Education Operating Funds for FY 15-16 as <u>budgeted</u>. Please note that there is about \$1.5m that has been budgeted and will be reallocated to magnet schools once they hit their enrollment targets. Also, we have since the budget process allocated \$650,000 across 12 schools that have been on the lower end of the equity spectrum.</p>	9/22/15
6. Summary Charts of Student Mobility for HS and ES	This shows the last 2 years of transfers during the school year. As you can see there are some schools that are significantly more impacted by this on a year-to-year basis. The bars on the graph are the percentage change and the green line is the absolute number of transfers	9/22/15
7. Current Equity Snapshot	Revised look at equity based on FY15-16 for all funds	10/27/15
8. Revised Hybrid Model	Model that includes data for all schools and enables the School Funding Committee to decide on parameters that will yield a budgeting result that is aligned with our mandate and student need.	11/4/15

The above documents and other resources and meeting notes are available at:

<https://drive.google.com/folderview?id=0B0GsS8k7aS91WWxOci1Bd2RZYIU&usp=sharing>

<https://www.dropbox.com/sh/7t16waxxnt69wds/AAC3xSIIIwKfaCDHYI2eH4RAa?dl=0>

# FY16 to FY17 Proposed Budget Step-In

Version Date: December 17, 2015

EXHIBIT 3

		General	Interdistrict	Other Operating	Special Funds / Grants	Total
1) Set Baseline Revenue	Baseline FY16 Revenues	180,219,297	36,041,375	9,716,383	31,310,724	257,287,779
		<b>180,219,297</b>	<b>36,041,375</b>	<b>9,716,383</b>	<b>31,310,724</b>	<b>257,287,779</b>
2) Adjust Revenue	Municipal Revenue Increase	-				-
	Open Choice Revenue Increase			150,000		150,000
	Magnet School Revenue Increase		500,000			500,000
	Tuition Revenue Increase			-		-
	New Grants				-	-
	<b>Total Increase</b>	<b>-</b>	<b>500,000</b>	<b>150,000</b>	<b>-</b>	<b>650,000</b>
	<b>FY16 Revenue Base:</b>	<b>180,219,297</b>	<b>36,541,375</b>	<b>9,866,383</b>	<b>31,310,724</b>	<b>257,937,779</b>
3) Set Baseline Expense	Baseline FY16 Budget	180,219,297	36,041,375	9,716,383	31,310,724	257,287,779
4) Known Cost Increases	Teacher Salaries	2,763,660	883,873			3,647,533
	Non-Teacher Salaries	905,507				905,507
	Transportation 2.5%	590,799				590,799
	Tuition	507,029				507,029
	Utilities	275,698				275,698
	Other Purchases and Services	550,247		150,000		700,247
	School Hold Harmless	1,000,000				1,000,000
		<b>6,592,940</b>	<b>883,873</b>	<b>150,000</b>	<b>-</b>	<b>7,626,812</b>
6) Cost Savings	Area 1	-	-		-	-
	Area 2	-			-	-
	Area 3	-			-	-
	Area 4	-			-	-
	Area 5	-			-	-
	Leases off-line				-	-
	Contracts				-	-
		<b>-</b>	<b>-</b>	<b>-</b>	<b>-</b>	<b>-</b>
7) Adjusted Cost Base	All Funds (ex Food)	<b>186,812,237</b>	<b>36,925,248</b>	<b>9,866,383</b>	<b>31,310,724</b>	<b>264,914,591</b>
8) FY17 Balance		<b>(6,592,940)</b>	<b>(383,873)</b>	<b>-</b>	<b>-</b>	<b>(6,976,812)</b>
9) FY16 Central School Support Costs		<b>94,188,657</b>				
	<b>Reduction as Percent:</b>	<b>-7.00%</b>	(Note, with \$740K of leases and \$400K of contracts, we get to 5.8%)			

## EXHIBIT 4

<b>Date:</b> TBD <b>Time:</b> TBD <b>Location:</b> Conference Room 5B	
<b>TOPIC:</b> Enrollment/Staffing /Finance Meeting with Principals and Directors	<b>ATTENDEES:</b> School Leaders, Directors and representatives from Finance, HR and Enrollment
<b>Meeting Objectives:</b> <ul style="list-style-type: none"> <li>Principals will be provided clarity on their current budget and how it relates to staffing and enrollment.</li> <li>Principals will develop an understanding of the way in which their school is funded and ways in which they could allocate finances.</li> <li>Principals will review their capacity by grade and program to inform Choice process, budget, and staffing.</li> </ul>	
<b>PRE-Work:</b> <ul style="list-style-type: none"> <li><b>Choice and Enrollment:</b> Review and complete your <i>School Enrollment Projection Worksheet</i> for SY 16-17 (will be sent directly from Sherri Davis-Googe).</li> <li><b>Human Resources:</b> Review, validate, and verify your current school staff roster for accuracy and be prepared to discuss. (will be sent directly from Lisa Mack).</li> <li><b>Budget and Finance:</b> Review your FY17 proposed budget allocations and come prepared with questions (Will be sent by Victor De La Paz).</li> </ul>	
<b>Time</b>	<b>Activity</b>
20min	<b>CHOICE &amp; ENROLLMENT</b> <ul style="list-style-type: none"> <li>Review each school's current enrollment as well as the school's enrollment capacity/potential.</li> <li>Discuss challenges and support needed through student placement process.</li> </ul> <b>DECISION POINT</b> <ul style="list-style-type: none"> <li>Based on current enrollment and seats available, C&amp;E will determine a realistic projected enrollment for SY 2016-2017 and its potential impact on budget and staffing by grade and by school.</li> </ul>
20min	<b>HUMAN RESOURCES &amp; STAFFING</b> <ul style="list-style-type: none"> <li>Based on enrollment and budget, develop a clear understanding of staffing needs at each school and district-wide.</li> </ul> <b>DECISION POINT:</b> <ul style="list-style-type: none"> <li>As schools gain and lose budget resources, HR will decide how best to meet the needs of schools and decide where new positions will be added.</li> </ul>
20min	<b>FINANCE</b> <ul style="list-style-type: none"> <li>Based on projected enrollment, determine implications for school programming and budget.</li> </ul> <b>DECISION POINTS:</b> <ul style="list-style-type: none"> <li>Based on schools' current budget, Finance will determine supports schools need to ensure they meet the goals set in the school improvement plan.</li> <li>Based on enrollment and budgeting, Finance will work with the school and HR to determine impact on staffing for SY 2016-2017 and moving forward.</li> </ul>

**Director = Dr. Abie Benitez**

Date	Time	Last Name	First Name	School
2/ 1/ 20 16	10:00 AM	Bonora	Michelle	Troup School (PreK-8)
2/ 1/ 20 16	11:00 AM	Hershonik	Sheryl	W. Hooker School (3-8)
2/ 1/ 20 16	11:00 AM	Robles-Rivas (Dr.)	Evelyn	W. Hooker School (Pre-2)
2/ 1/ 20 16	3:00 PM	Cordero	Heriberto	Fair Haven School (PreK-8)
2/ 2/ 20 16	10:00 AM	Stancarone	Lesley	Jepson Magnet School (PreK-8)
2/ 2/ 20 16	11:00 AM	Coleman	Sequella	Davis Street Magnet School (PreK-8)
2/ 2/ 20 16	1:00 PM	Russell Beck	Kathy	Beecher Magnet School (PreK-8)
2/ 2/ 20 16	2:00 PM	Baldizon, (Dr.)	Marlene	John C. Daniels Magnet School (PreK-8)
2/ 3/ 20 16	10:00 AM	Pelley	Margaret (Peggy)	East Rock Magnet School (PreK-8)
2/ 3/ 20 16	11:00 AM	Mattern	Kathleen	Truman School (PreK-8)

**Director = Billy Johnson**

Date	Time	Last Name	First Name	School
2/ 5/ 20 16	10:00 AM	Carberry (Dr.)	Belinda	Polly T. McCabe Center
2/ 5/ 20 16	11:00 AM	Conaway	Larry	New Light High School
2/ 5/ 20 16	12:00 PM	Worthy	Glen	Adult & Continuing Education Center
2/ 5/ 20 16	1:00 PM	Bransfield	Maureen	New Horizons School for Higher Achievement
2/ 10/ 20 16	10:00 AM	Brown-Clayton	Janet	Lincoln-Bassett School (PreK-6)
2/ 10/ 20 16	11:00 AM	Gannon	Nadine	King/ Robinson Magnet School (PreK-8)
2/ 10/ 20 16	12:00 PM	Gibbs	Wanda	Riverside Education Academy
2/ 10/ 20 16	1:00 PM	Araujo	Roy	Columbus Family Academy (PreK-8)
2/ 10/ 20 16	2:00 PM	Franco	Pamela	Clemente Leadership Academy (PreK-8)

**Director = Kim Johnsny**

Date	Time	Last Name	First Name	School
1/ 29/ 20 16	2:00 PM	Montalvo	Myrna	John S. Martinez Magnet School (PreK-8)
1/ 29/ 20 16	3:00 PM	Bannon	Rosalyn	West Rock Author's Academy (PreK-4)
2/ 1/ 20 16	1:00 PM	DeNicola	Susan	Strong Magnet School (K-4)
2/ 1/ 20 16	2:00 PM	Nathman	Grace	Quinnipiac Magnet School (K-4)
2/ 2/ 20 16	3:00 PM	Hannans	Keisha	Celentano Magnet School (PreK-8)
2/ 3/ 20 16	1:00 PM	Cass	Tara	Nathan Hale School (PreK-8)
2/ 3/ 20 16	2:00 PM	Spence	Dianne	Conte West Hills Magnet School (PreK-8)
2/ 3/ 20 16	3:00 PM	Derwin	Mary	Helene Grant Head Start Program
2/ 8/ 20 16	3:00 PM	Levy	Alissa	Elm City Montessori School (PreK-1)

**2016 Budget / Enrollment / HR (Staffing) Meetings**

<b>Director = Dr. Ilene Tracey</b>				
<b>Date</b>	<b>Time</b>	<b>Last Name</b>	<b>First Name</b>	<b>School</b>
1/25/2016	10:00 AM	Fontan	Lillian	Hill Central Music Academy (PreK-8)
1/25/2016	11:00 AM	Brown	Cheryl	Ross/ Woodward Magnet School
1/25/2016	1:00 PM	Sandra	Kalizewski	Mauro/ Sheridan Magnet School (PreK-8)
1/25/2016	2:00 PM	True	Shawn	Betsy Ross Arts Magnet School (5-8)
1/25/2016	3:00 PM	Garcia	Rosalind M.	Bishop Woods Executive Academy (PreK-8)
1/26/2016	10:00 AM	De Blasio (Dr.)	Gail	Brennan/ Rogers Magnet School (3-8)
1/26/2016	11:00 AM	Shanta	Smith	Edgewood Magnet School (K-8)
1/26/2016	1:00 PM	Jones-Generette	Yolanda	Barnard Magnet School (PreK-8)
1/26/2016	2:00 PM	Breland	Sabrina	Wexler/ Grant School (PreK-8)
1/26/2016	3:00 PM	Rodriguez	Carmen A.	Clinton Avenue School (K-8)

<b>Director = Gil Traverso</b>				
<b>Date</b>	<b>Time</b>	<b>Last Name</b>	<b>First Name</b>	<b>School</b>
2/8/2016	10:00 AM	Negron (Dr.)	Madeline	Hill Regional Career High School
2/8/2016	11:00 AM	Blue-Ellis	Medria	Engineering & Science University Magnet
2/8/2016	1:00 PM	Brown, Bldg. Leader	Matthew	High School in the Community
2/8/2016	2:00 PM	Puglisi	Judy	Metropolitan Business Academy
2/9/2016	10:00 AM	Belton, Interim	Val Jean	Coop Arts & Humanities High School
2/9/2016	11:00 AM	Baldwin	Greg	New Haven Academy
2/9/2016	1:00 PM	Parrish (Dr.)	Zakia	Hyde School of Health Sciences & Sports Medicine
2/9/2016	2:00 PM	Gratz	Rebecca	Sound School

<b>Director = Dr. Lola Garcia-Blocker</b>				
<b>Date</b>	<b>Time</b>	<b>Last Name</b>	<b>First Name</b>	<b>School</b>
				James Hillhouse High School
2/12/2016	10:00 am to 12:00 pm	Diah, Interim	David	Law, Public Safety & Health
2/12/2016		Daniels	Fallon	I.D.E.A. Academy
2/12/2016		Baker	Zakiyyah	SMART/ CCR Academy
2/12/2016	2:00PM	Johnson	Edith	Wilbur Cross High School

## *2016 Budget / Enrollment / HR (Staffing) Meetings*

<b>Date</b>	<b>Time</b>	<b>Last Name</b>	<b>First Name</b>	<b>School</b>
1/25/2016	10:00 AM	Fontan	Lillian	Hill Central Music Academy (PreK-8)
1/25/2016	11:00 AM	Brown	Cheryl	Ross/ Woodward Magnet School
1/25/2016	1:00 PM	Sandra	Kalizewski	Mauro/ Sheridan Magnet School (PreK-8)
1/25/2016	2:00 PM	True	Shawn	Betsy Ross Arts Magnet School (5-8)
1/25/2016	3:00 PM	Garcia	Rosalind M.	Bishop Woods Executive Academy (PreK-8)
1/26/2016	10:00 AM	De Blasio (Dr.)	Gail	Brennan/ Rogers Magnet School (3-8)
1/26/2016	11:00 AM	Shanta	Smith	Edgewood Magnet School (K-8)
1/26/2016	1:00 PM	Jones-Generette	Yolanda	Barnard Magnet School (PreK-8)
1/26/2016	2:00 PM	Breland	Sabrina	Wexler/ Grant School (PreK-8)
1/26/2016	3:00 PM	Rodriguez	Carmen A.	Clinton Avenue School (K-8)
1/29/2016	2:00 PM	Montalvo	Myrna	John S. Martinez Magnet School (PreK-8)
1/29/2016	3:00 PM	Bannon	Rosalyn	West Rock Author's Academy (PreK-4)
2/1/2016	10:00 AM	Bonora	Michelle	Troup School (PreK-8)
2/1/2016	11:00 AM	Hershonik	Sheryl	W. Hooker School (3-8)
2/1/2016	11:00 AM	Robles-Rivas (Dr.)	Evelyn	W. Hooker School (Pre-2)
2/1/2016	1:00 PM	DeNicola	Susan	Strong Magnet School (K-4)
2/1/2016	2:00 PM	Nathman	Grace	Quinnipiac Magnet School (K-4)
2/1/2016	3:00 PM	Cordero	Heriberto	Fair Haven School (PreK-8)
2/2/2016	10:00 AM	Stancarone	Lesley	Jepson Magnet School (PreK-8)
2/2/2016	11:00 AM	Coleman	Sequella	Davis Street Magnet School (PreK-8)
2/2/2016	1:00 PM	Russell Beck	Kathy	Beecher Magnet School (PreK-8)
2/2/2016	2:00 PM	Baldizon, (Dr.)	Marlene	John C. Daniels Magnet School (PreK-8)
2/2/2016	3:00 PM	Hannans	Keisha	Celentano Magnet School (PreK-8)
2/3/2016	10:00 AM	Pelley	Margaret (Peggy)	East Rock Magnet School (PreK-8)
2/3/2016	11:00 AM	Mattern	Kathleen	Truman School (PreK-8)
2/3/2016	1:00 PM	Cass	Tara	Nathan Hale School (PreK-8)
2/3/2016	2:00 PM	Spence	Dianne	Conte West Hills Magnet School (PreK-8)
2/3/2016	3:00 PM	Derwin	Mary	Helene Grant Head Start Program
2/8/2016	10:00 AM	Negron (Dr.)	Madeline	Hill Regional Career High School
2/8/2016	11:00 AM	Blue-Ellis	Medria	Engineering & Science University Magnet
2/8/2016	1:00 PM	Brown, Bldg. Leader	Matthew	High School in the Community
2/8/2016	2:00 PM	Puglisi	Judy	Metropolitan Business Academy
2/8/2016	3:00 PM	Levy	Alissa	Elm City Montessori School (PreK-1)
2/9/2016	10:00 AM	Belton, Interim	Val Jean	Coop Arts & Humanities High School
2/9/2016	11:00 AM	Baldwin	Greg	New Haven Academy
2/9/2016	1:00 PM	Parrish (Dr.)	Zakia	Hyde School of Health Sciences & Sports Medicine
2/9/2016	2:00 PM	Gratz	Rebecca	Sound School
2/10/2016	10:00 AM	Brown-Clayton	Janet	Lincoln-Bassett School (PreK-6)
2/10/2016	11:00 AM	Gannon	Nadine	King/ Robinson Magnet School (PreK-8)
2/10/2016	12:00 PM	Gibbs	Wanda	Riverside Education Academy
2/10/2016	1:00 PM	Araujo	Roy	Columbus Family Academy (PreK-8)
2/10/2016	2:00 PM	Franco	Pamela	Clemente Leadership Academy (PreK-8)
2/12/2016	10:00 am to 12:00 pm	Diah, Interim	David	Law, Public Safety & Health
2/12/2016		Daniels	Fallon	I.D.E.A. Academy
2/12/2016		Baker	Zakiyyah	SMART/ CCR Academy
2/12/2016	2:00PM	Johnson	Edith	Wilbur Cross High School



### Clinton Avenue School

CONFIDENTIAL DRAFT- FOR DISCUSSION PURPOSES ONLY

Projected Enrollment K-12			Notes
Total	610		Projected Based on December 1 Enrollment
Resident	610	100.0%	Projected Based on December 1 Enrollment
Free Meal Eligible (State Direct Certification)	393	64.4%	Based on 15-16 State Student Data (Resident)
Number of Students Entering After 10/1/2014	40	6.6%	FY 14-15
English Language Learners	172	28.2%	10/1/2015
Special Education (Not Including Self-Contained)	75	12.3%	10/1/2015
<hr/>			
Proposed General Fund Allocation	\$ 3,041,892		
Proposed Interdistrict Allocation	-		
Proposed Other Operating Revenue			
<b>A</b>	<b>FY17 Proposed Operating Budget:</b>	<b>\$ 3,041,892</b>	<b>Any grants/special funds would add to this</b>
<hr/>			
<b>Total Value of FY17 Staff</b>	<b>\$ 3,908,851</b>		Based on roster as of 1/15/16 (Average Salary)
Less: Special Funds Staff	(716,659)		Includes Actual Salary Plus Benefits Costs
Less: Itinerant	(161,476)		Based on roster as of 1/15/16
Less: Special Ed Self-Contained Adjustment	(112,964)		Based on roster as of 1/15/16
Less: GF Pre-K Adjustment	-		Based on roster as of 1/15/16
Less: Inter-Fund Adjustments	-		
Less: Other Adjustments	-		
Less: Foundational Funding	(220,373)		District Funded. 1 Principal, 1 Security, 1 Custodian
Less: TIF Teacher Increment	(78,116)		
<b>B</b>	<b>Staff to be paid from Operating Budget</b>	<b>\$ 2,619,263</b>	
<hr/>			
<b>C</b>	FY 16 Non-Staff Allocation	89,882	Can be adjusted
<b>D</b>	FY 16 Part-Time Allocation	49,630	Can be adjusted
<hr/>			
<b>E = A-B-C-D</b>	<b>FY17 Unadjusted Additional Budget or Deficit</b>	<b>\$ 283,117</b>	<b>Three year change in funding to school</b>
<hr/>			
<b>Adjustments</b>			
Year 1 Adjustment	(188,745)		Annual (per year) adjustment during 3-Year phase-in
One-Time Supplemental Funds	-		
<b>Budget Surplus/Deficit</b>	<b>\$ 94,372</b>		<b>Funds available for allocation</b>



New Haven School Change  
NEW HAVEN PUBLIC SCHOOLS

## EXHIBIT 6

### Proposed New Haven Funding Model

February 4, 2016

This note formally documents the approach for allocating resources to schools for FY17. As a result of the discussions of the School Funding Committee, the Office of Finance has developed Funding Model that allocates available funds to schools based on their students and the characteristics of their students. The intention of this approach is to address five goals:

- A. Ensure resource equity among schools
- B. Continue to provide supports to schools regardless of their size and needs
- C. Enable school level flexibility so that our school leaders can allocate resources where they see the most need and impact
- D. Enable the district to operate within its given resources
- E. Ensure that school allocations change from year to year based on student needs

This approach allocates resources in the following manner:

1. **Starting Point of \$226M.** We start with the General and Other Operating Revenue available to the district; \$226M assuming current year dollars
2. **Interdistrict Carve-Out.** Set aside \$36M for Interdistrict Magnet school grant that is applied on a per-pupil basis from the state
3. **School Support Functions.** We allocate \$91.5M towards school support functions, which include transportation, special education programs, communications, finance, IT, utilities, etc. These are the elements of school costs where we gain efficiencies by managing them through the central office.
4. **School Program Supports.** Set aside an additional \$20.7M for School Program Supports, which includes a Foundational amount that covers the principal, a custodian, and a security guard at each school. In addition, other programs from here are Alternative Education, Early Childhood, Self-Contained Special Education, and Aquaculture/Agricultural programming.
5. **Additional Revenue.** The current proposal calls for any additional revenue (or cost savings) that we can generate to go directly to schools for FY17. We are assuming \$2M in cost savings and \$5M in new revenues for FY17.
6. **Student-Based Allocation.** The remaining \$84.7 M will be allocated to schools as follows:
  - a. **Every student** is given a base allocation based on their K-8 or 9-12 grade band
  - b. **Students Eligible for Free Meals** would receive an additional 40% of funding
  - c. **Students That Arrived at a School after October 1, 2014** will generate an additional 40% of funding
  - d. **Students Designated as ELs** would receive an additional 40%, 20%, or 10% depending on their English language proficiency level
  - e. **Students Designated as Special Education** would receive an additional 40%, or 80% based on their hours of special education services

Note 1: This student allocation is based on students that are New Haven Residents. Allocation for out of district students will be made from the State Magnet Grant.

Note 2: As pre-k in New Haven is mostly funded through Headstart and School Readiness, pre-k programming is not funded through this proposal, but rather through those grants (and in some cases Interdistrict).

7. **School Specific Grant Allocations:** Major grants that are targeted to specific schools are allocated to the schools budget. The following grants will be allocated based on a school's eligibility:
- a. State Magnet Grant: \$36M based on current enrollment
  - b. Title I: \$8.1M to schools based on eligibility
  - c. Alliance Grant: \$4.9M to schools
  - d. Priority School Grant: \$3.1M
  - e. Commissioner's Network, 1003a and SIG: \$2.8M based on school participation
  - f. MSAP (Carryover): \$2.2M based on school participation
  - g. 21<sup>st</sup> Century: \$895K based on school participation

The balance of NHPS grants (about \$76.5M) are also used to support schools, but are generally not considered part of a school's budget. For context, the five largest components of the \$76.5M are the TIF Grant (\$19.8M), School Readiness and Headstart (\$15.6M), IDEA (\$6.2M), State Adult Education (\$3.2M), and Title 2 (\$2.3M), which total \$47.1M.

### **Phase-In of Equity, and Other Implications**

*Staffing Reconciliation:* Once the funds are allocated according to this methodology, we place a large emphasis on reconciling the staffing levels at schools, and understanding whether a gap in funding is generated.

*Increased Interdistrict Revenues to Fund Added Costs:* A significant part of this proposal call for every New Haven student to receive equitable funding from the general fund. This will bring approximately \$3,500 per child to the school, which is generally higher than in prior years. However, the balance to these additional revenues will be costs that historically have been covered by the district. Examples include Pre-K costs, a 3% utilities charge, and certain staff on grants that Interdistrict schools may be ineligible for next year.

*Equity in 2019:* In order to minimize the impact to schools that are losing resources through this approach, and to allow for schools that are gaining to plan and add capacity, this proposal calls for a three-year phase-in time period. In year one, this means that a school that is gaining \$90,000 on an immediate fully-equitable basis, would need to wait for three years for that level of funding to be allocated. This school's school's budget would only grow by \$30,000 in year one.

<b>Pro-Forma 2016-2017 Allocations</b>		
Education Operating Funds	\$ 226,125,726	
Less: State Magnet Operating	<u>(36,066,205)</u>	15.9%
FY16 General + Other Operating Revenue:	<u>\$ 190,059,521</u>	
<b>Less: School Support Functions</b>		
Transportation	\$ (23,454,163)	
Tuition	(17,533,963)	
Central Office Staff	(12,669,071)	
Facilities and Maintenance	(12,536,249)	
Net Utilities Costs	(7,747,229)	
Contracts and Purchases	(6,802,014)	
Itinerant Staff	(5,720,128)	
Building Rental	(2,657,092)	
Benefits and Other	<u>(2,410,000)</u>	
	<u>\$ (91,529,909)</u>	40.5%
<b>Less: School Program Supports:</b>		
Foundational Funding	(9,999,705)	
Net Early Childhood (Pre-K) Supplement	(2,010,565)	
Alternative Schools	(2,929,945)	
Other Operating Funds to Schools	(2,677,991)	
Self-Contained Special Education Classrooms	(1,576,762)	
Adult Education	<u>(1,536,932)</u>	
	<u>\$ (20,731,900)</u>	9.2%
<b>School Support and Program Totals:</b>	<u>\$ (112,261,808)</u>	49.6%
Equals: Funds to Allocate to Schools and Programs:	<u>\$ 77,797,713</u>	
Add: Central Office Reductions	\$ 2,000,000	
Add: Additional Operating Revenues	<u>5,000,000</u>	
	<u>\$ 7,000,000</u>	3.1%
<b>Equals: Total Proposed FY17 School Budgets:</b>	<u>\$ 84,797,713</u>	37.5%

<b>BASE FUNDING (ALL STUDENTS)</b>		<u>Weight</u>	<u>Per Capita</u>		<u>Projected Resident Enrollment</u>	=	<u>Allocation</u>
K-8 Student Base Funding	<b>1.00</b>	<b>3,512</b>	x	12,815	=	<b>45,011,378</b>	
9-12 Student Base Funding	<b>1.10</b>	<b>3,864</b>	x	4,839	=	<b>18,696,142</b>	
				<b>17,654</b>		<b>\$ 63,707,520</b>	
<b>NEED CHARACTERISTICS (IDENTIFIABLE STUDENTS)</b>							
<b>1. Income Level</b>							
Free Meal Eligible	<b>0.40</b>	1,405	x	<b>9,397</b>	=	<b>13,202,401</b>	
<b>2. Student Mobility / Number of Students ENTERING after 10/1</b>							
	<b>0.40</b>	1,405	x	<b>998</b>	=	<b>1,402,149</b>	
<b>3. English Learner Status - English Proficiency Level of Students</b>							
Level 1 and 2	<b>0.40</b>	1,405	x	<b>1,696</b>	=	<b>2,382,811</b>	
Level 3	<b>0.20</b>	702	x	<b>856</b>	=	<b>601,323</b>	
Level 4 and 5	<b>0.10</b>	351	x	<b>521</b>	=	<b>182,996</b>	
						<b>\$ 3,167,129</b>	
<b>4. Special Education Service Level</b>							
Less than 15 Hours of Service	<b>0.40</b>	1,405	x	<b>2,006</b>	=	<b>2,818,348</b>	
More than 15 Hours of Service	<b>0.80</b>	2,810	x	<b>178</b>	=	<b>500,165</b>	
						<b>\$ 3,318,513</b>	
<b>Total General Fund Directly to Schools:</b>							<b>\$ 84,797,713</b>

# EXHIBIT 7

CONFIDENTIAL DRAFT - FOR DISCUSSION PURPOSES ONLY

Version date: 3/3/16

<b>Pro-Forma 2016-2017 Allocations</b>	FY17 Budget	% of Budget	Per Pupil
Education Operating Funds	\$ 226,125,726		
Less: State Magnet Operating	(36,066,205)	15.9%	
FY16 General + Other Operating Revenue:	<b>\$ 190,059,521</b>	84.1%	<b>\$ 8,440</b>
<b>Less: District Administration</b>			
Central Office Staff	\$ (12,669,071)		
Contracts and Purchases	(6,802,014)		
	<b>\$ (19,471,085)</b>	8.6%	<b>\$ (865)</b>
<b>Less: School Support Functions</b>			
Tuition	\$ (17,533,963)		
Transportation	(23,454,163)		
Facilities and Maintenance	(12,536,249)		
Net Utilities Costs	(7,747,229)		
Benefits and Other	(2,410,000)		
Building Rental	(2,657,092)		
	<b>\$ (66,338,696)</b>	29.3%	<b>\$ (2,946)</b>
<b>Less: School Programs:</b>			
Itinerant Staff	(5,720,128)		
Foundational Staff Funding	(8,935,247)		
Net Early Childhood (Pre-K) Supplement	(2,010,565)		
Alternative Schools	(3,327,541)		
Other Operating Funds to Schools	(2,677,991)		
Comprehensive High School Supplement	(2,965,117)		
Self-Contained Special Education Classrooms	(1,576,762)		
Adult Education	(1,536,932)		
	<b>\$ (28,750,282)</b>	12.7%	<b>\$ (1,277)</b>
<b>School Support and Program Totals:</b>	<b>\$ (114,560,063)</b>	50.7%	<b>\$ (5,087)</b>
Equals: Funds to Allocate to Schools and Programs:	<b>\$ 75,499,458</b>		<b>\$ 3,353</b>
Add: Central Office Reductions	\$ 3,000,000		
Add: Additional Operating Revenues	5,000,000		
	<b>\$ 8,000,000</b>	3.5%	
<b>Equals: Total Proposed FY17 School Budgets:</b>	<b>\$ 83,499,458</b>	36.9%	<b>\$ 3,708</b>

<b>BASE FUNDING RESIDENT STUDENTS)</b>	<b>Weight</b>	<b>Per Capita</b>	<b>Projected Resident Enrollment</b>	<b>Allocation</b>
K-8 Student Base Funding	1.00	3,491	x 12,949	= 45,203,434
9-12 Student Base Funding	1.10	3,840	x 4,624	= 17,756,023
			17,573	\$ 62,959,457
<b>NEED CHARACTERISTICS (IDENTIFIABLE STUDENTS)</b>				
<b>1. Income Level</b>				
Free Meal Eligible	0.40	1,396	x 9,217	= 12,870,184
<b>2. Student Mobility / Number of Students ENTERING after 10/1</b>				
	0.40	1,396	x 998	= 1,393,560
<b>3. English Learner Status - English Proficiency Level of Students</b>				
Level 1 and 2	0.40	1,396	x 1,677	= 2,341,684
Level 3	0.20	698	x 850	= 593,450
Level 4 and 5	0.10	349	x 519	= 181,177
				\$ 3,116,311
<b>4. Special Education Service Level</b>				
Less than 15 Hours of Service	0.40	1,396	x 1,925	= 2,687,979
More than 15 Hours of Service	0.80	2,793	x 169	= 471,967
				\$ 3,159,947
<b>Total General Fund Directly to Schools:</b>				<b>\$ 83,499,458</b>

# EXHIBIT 8

## FY 16-17 All Funds Comparison Status Quo Budget Allocations and Proposed Student Based Equity Allocations

1	2	3	4	5	6	7	8
School	Total Proposed Enrollment	Status Quo FY 17 Budget	Per Pupil Status Quo	Proposed Student Based Equity Budget	PP Student Based Equity	Total Difference	PP Difference
AL Troup	517	\$ 3,556,608	\$ 6,879	\$ 3,655,282	\$ 7,070	\$ 98,674	\$ 191
Barnard Env Magnet	575	4,798,488	\$8,345	4,859,495	8,451	61,008	106
Benjamin Jepson	500	4,466,516	\$8,933	4,434,274	8,869	(32,243)	(64)
Betsy Ross Arts	452	4,440,170	\$9,823	4,271,389	9,450	(168,781)	(373)
Bishop Woods	507	3,402,529	\$6,711	3,374,720	6,656	(27,809)	(55)
Brennan-Rogers	531	4,337,755	\$8,169	4,297,201	8,093	(40,554)	(76)
Celentano	491	3,648,429	\$7,431	3,665,637	7,466	17,208	35
Clemente	546	3,778,049	\$6,920	3,913,953	7,168	135,904	249
Clinton Ave	581	3,844,775	\$6,618	3,967,839	6,829	123,063	212
Columbus	487	3,079,204	\$6,323	3,229,918	6,632	150,714	309
Conte-West Hills	605	4,689,166	\$7,751	4,724,746	7,809	35,580	59
Davis St	504	3,776,253	\$7,493	3,853,951	7,647	77,698	154
East Rock	531	4,245,873	\$7,996	4,241,554	7,988	(4,319)	(8)
Edgewood	454	3,002,377	\$6,613	3,039,960	6,696	37,583	83
ECMS	108	558,925	\$5,175	752,875	6,971	193,951	1,796
Fair Haven	822	5,658,523	\$6,884	5,726,182	6,966	67,660	82
Hill Central	520	4,074,087	\$7,835	4,145,095	7,971	71,008	137
JC Daniels	513	4,501,821	\$8,775	4,538,775	8,848	36,954	72
JS Martinez	540	3,579,843	\$6,629	3,656,705	6,772	76,862	142
King-Robinson	571	5,208,536	\$9,122	5,269,460	9,228	60,924	107
Lincoln-Bassett	431	3,329,853	\$7,726	3,354,804	7,784	24,951	58
LW Beecher	506	3,614,050	\$7,142	3,745,293	7,402	131,243	259
Mauro-Sheridan	533	4,905,778	\$9,204	4,777,906	8,964	(127,872)	(240)
Nathan Hale	574	3,618,208	\$6,303	3,696,275	6,440	78,066	136
Quinnipiac K-4	320	2,294,995	\$7,172	2,423,547	7,574	128,552	402
Ross Woodward	670	4,802,532	\$7,168	5,036,330	7,517	233,798	349
Strong	454	2,916,309	\$6,424	3,104,587	6,838	188,277	415
Truman	518	3,914,231	\$7,556	3,924,641	7,577	10,411	20
West Rock	256	2,622,354	\$10,244	2,656,007	10,375	33,654	131
Wexler-Grant	467	3,312,592	\$7,093	3,377,389	7,232	64,797	139
W Hooker	470	3,204,100	\$6,817	3,237,689	6,889	33,589	71
Cooperative Arts HS	683	6,001,304	\$8,787	5,954,638	8,718	(46,665)	(68)
Engineering & Sci	644	4,619,460	\$7,173	4,878,984	7,576	259,524	403
HSC	309	3,255,827	\$10,537	3,285,852	10,634	30,025	97
Hill Regional Career	703	5,690,650	\$8,095	5,823,038	8,283	132,387	188
Hyde	252	2,471,481	\$9,807	2,517,931	9,992	46,450	184
James Hillhouse	1005	8,508,456	\$8,466	8,607,887	8,565	99,431	99
Metropolitan	418	3,389,182	\$8,108	3,459,340	8,276	70,158	168
NH Academy	281	2,471,937	\$8,797	2,464,560	8,771	(7,377)	(26)
Sound	362	4,880,265	\$13,481	4,705,893	13,000	(174,371)	(482)
Wilbur Cross	1546	11,978,665	\$7,748	12,075,514	7,811	96,849	63
	<b>21,757</b>	<b>\$ 170,450,154</b>		<b>\$ 172,727,115</b>		<b>\$ 2,276,961</b>	

### March 10, 2016 Revision Notes:

1. Corrected typos on all school pages
2. Added Open Choice and Tuition Revenue to School Pages (data in table above has not changed)
3. Removed redundant row and corrected typo on Troup School Equity Budget Sheet (does not change bottom line)
4. Corrected total error for Clinton Avenue FY15-16 salary





## Augusta Lewis Troup School

### General Fund Allocation

### Methodology

Enrollment x Per Pupil

K-8 Base Student Funding	\$1,707,041	=	489	X	\$3,491
9-12 Base Student Funding	\$0	=	-	X	3,840
Family Income Based Funding	424,491	=	304	X	1,396
Student Mobility Funding	89,367	=	64	X	1,396
English Learners Funding	55,854	=	58	X	963
Special Education Funding	82,385	=	57	X	1,445
District-Directed Funds	-				
<b>Total General Funds Allocation</b>	<b>\$2,359,138</b>				
Proposed Interdistrict Allocation	\$0				
Staff Paid from Non-School Sources (ex. Special Funds, Itinerant)	1,493,491				
Year One - Phase in Adjustment	(197,348)				
Other Supplemental Funding	-				
Open Choice or Tuition if Applicable	-				
<b>Total FY17 Budget Allocation</b>	<b>\$3,655,282</b>				
Total Enrollment	517				
Budget Per Pupil	<b>\$7,070</b>				

Note: General Funding Enrollment is based on Resident K-12 Students.

ELL and Special Education Per Pupils are blended rates of multiple categories.

Augusta Lewis Troup School							Salary Totals:		
							FY 16	FY 17	
							\$ 3,344,384	\$ 3,444,915	
Count	Last Name	First Name	Title	% At School	ORG	Object	Salary15-16	Salary 16-17	Fund Type
1	Bonora	Michelle	Principal	100%	19044015	50113	\$ 138,091	\$ 141,085	General
2	Welfare	Harry	Assistant Principal	100%	19044015	50113	122,447	125,018	General
3	Tonge	Pamela	Teacher-Read 180	100%	19041015	50115	89,239	89,989	General
4	Steele	Rita	Teacher-Lib/Media Specialist	100%	19042015	50115	88,489	89,989	General
5	Nichols	Diane	Teacher-Foreign Language K-8	100%	19041715	50115	86,526	87,276	General
6	Moore	Michael	Teacher-Grade 6	100%	19041015	50115	85,776	87,276	General
7	Nuterangelo	Maria	Teacher-Guidance Counselor	100%	19042015	50115	78,303	81,898	General
8	Vollero	Kristin	Teacher-Instruct. Coach Other	100%	19042003	50115	71,933	75,605	General
9	Squeglia	Vincent	Teacher-Grade 6	100%	19041015	50115	71,933	75,605	General
10	Cordaway	Richard	Teacher-Instruct. Coach Math	100%	25315256	50115	100,105	104,303	Special
11	Schnider	Jennifer	Teacher-Grade 1	100%	19041015	50115	66,180	69,038	General
12	Raucci	Gina	Teacher-Grade 3	100%	19041015	50115	63,334	66,180	General
13	Hopkins	Katherine	Teacher-Grade 4	100%	19041015	50115	63,334	66,180	General
14	Gentile	Stephanie	Teacher-Special Ed K-8	100%	19049015	50115	61,141	63,966	General
15	Jamsek	Blanka	Teacher-Special Ed	100%	19049015	50115	58,719	61,141	General
16	Dill	Aimee	Teacher-Grade 4	100%	19041015	50115	58,523	60,919	General
17	Onorato	Daniel	Teacher-Special Ed	100%	19049015	50115	58,523	60,919	General
18	Colavolpe	Brett	Teacher-Math Grade 5/8	100%	19041115	50115	58,523	60,919	General
19	Pappacoda	Louis	Building Manager	100%	19047415	50121	54,808	55,904	General
20	Gartman	Alexandera	Teacher-Grade 6	100%	19041015	50115	54,342	54,342	General
21	Warner	Brian	Teacher-Social Studies Gr. 5/8	100%	19041515	50115	51,745	54,006	General
22	Maust	Andrew	Teacher-Music Grades K-8	100%	19042215	50115	54,006	54,006	General
23	Grant	Gyna	Teacher-Kindergarten	100%	19041015	50115	53,938	53,938	General
24	White	Marissa	Teacher-Grade 5	100%	25486084	50115	75,023	75,023	Special
25	Looney	Rebecca	Teacher-Art Grades K-8	100%	19042115	50115	51,740	51,740	General
26	Sarli	Samantha	Teacher-Instruct. Coach Other	100%	19041015	50115	51,740	51,740	General
27	O'Halloran	Kathryn	Teacher-Technology Education	100%	19042615	50115	51,740	51,740	General
28	Myers	Dyiamond	Teacher-School Social Worker	100%	25476108	50115	72,719	72,719	Special
29	Lowery	Elden	Assistant Building Manager	100%	19047446	50121	48,836	49,813	General
30	O'Donnell	Heather	Teacher-Grade 1	100%	25795319	50115	71,921	71,921	Special



## Augusta Lewis Troup School

### Full-Time Salaries

General Fund and Interdistrict Salaries	\$2,691,007
Special Funds Actual + Benefits	615,656
Food Service	138,252
<b>Total Salaries</b>	<b>\$3,444,915</b>
<hr/>	
Non-Personel (Supplies, Materials, etc.)	71,426
Part-Time	40,267
<b>Total Budget</b>	<b>\$3,556,608</b>

Total Enrollment	517
Budget Per Pupil	<b>\$6,879</b>

Count	Last Name	First Name	Title	% At School	Object	Salary Totals:		Fund Type
						FY 16	FY 17	
						\$ 3,344,384	\$ 3,444,915	
						Salary15-16	Salary 16-17	
1	Bonora	Michelle	Principal	100%	50113	\$ 138,091	\$ 141,085	General
2	Welfare	Harry	Assistant Principal	100%	50113	122,447	125,018	General
3	Tonge	Pamela	Teacher-Read 180	100%	50115	89,239	89,989	General
4	Steele	Rita	Teacher-Lib/Media Specialist	100%	50115	88,489	89,989	General
5	Nichols	Diane	Teacher-Foreign Language K-8	100%	50115	86,526	87,276	General
6	Moore	Michael	Teacher-Grade 6	100%	50115	85,776	87,276	General
7	Nuterangelo	Maria	Teacher-Guidance Counselor	100%	50115	78,303	81,898	General
8	Vollero	Kristin	Teacher-Instruct. Coach Other	100%	50115	71,933	75,605	General
9	Squeglia	Vincent	Teacher-Grade 6	100%	50115	71,933	75,605	General
10	Cordaway	Richard	Teacher-Instruct. Coach Math	100%	50115	100,105	104,303	Special
11	Schnider	Jennifer	Teacher-Grade 1	100%	50115	66,180	69,038	General
12	Raucci	Gina	Teacher-Grade 3	100%	50115	63,334	66,180	General
13	Hopkins	Katherine	Teacher-Grade 4	100%	50115	63,334	66,180	General
14	Gentile	Stephanie	Teacher-Special Ed K-8	100%	50115	61,141	63,966	General
15	Jamsek	Blanka	Teacher-Special Ed	100%	50115	58,719	61,141	General
16	Dill	Aimee	Teacher-Grade 4	100%	50115	58,523	60,919	General
17	Onorato	Daniel	Teacher-Special Ed	100%	50115	58,523	60,919	General
18	Colavolpe	Brett	Teacher-Math Grade 5/8	100%	50115	58,523	60,919	General
19	Pappacoda	Louis	Building Manager	100%	50121	54,808	55,904	General
20	Gartman	Alexandera	Teacher-Grade 6	100%	50115	54,342	54,342	General
21	Warner	Brian	Teacher-Social Studies Gr. 5/8	100%	50115	51,745	54,006	General
22	Maust	Andrew	Teacher-Music Grades K-8	100%	50115	54,006	54,006	General
23	Grant	Gyna	Teacher-Kindergarten	100%	50115	53,938	53,938	General
24	White	Marissa	Teacher-Grade 5	100%	50115	75,023	75,023	Special
25	Looney	Rebecca	Teacher-Art Grades K-8	100%	50115	51,740	51,740	General
26	Sarli	Samantha	Teacher-Instruct. Coach Other	100%	50115	51,740	51,740	General
27	O'Halloran	Kathryn	Teacher-Technology Education	100%	50115	51,740	51,740	General
28	Myers	Dyiamond	Teacher-School Social Worker	100%	50115	72,719	72,719	Special
29	Lowery	Elden	Assistant Building Manager	100%	50121	48,836	49,813	General
30	O'Donnell	Heather	Teacher-Grade 1	100%	50115	71,921	71,921	Special
31	Carrano	Erica	Teacher-Integrated Lang. Arts	100%	50115	49,546	49,546	General
32	Boynton	Mary	Teacher-Grade 2	100%	50115	49,546	49,546	General
33	Nestor	Kelly	Teacher-Grade 5	100%	50115	49,546	49,546	General
34	Wood	John	Teacher-Physical Education	100%	50115	49,546	49,546	General
35	Dasilva	Monica	Teacher-Grade 3	100%	50115	47,551	47,551	General
36	Platt	Gina	Teacher-Kindergarten	100%	50115	47,408	47,408	General
37	Figaro	Brittney	Teacher-Grade 2	100%	50115	45,357	45,357	General
38	Williamson	Wilhelmina	Clerk Typist 12 Months Boe	100%	50124	44,906	44,906	General
39	Dugo	Domenico	Teacher-Science Grades 5/8	100%	50115	43,759	43,759	General
40	Jardim	Marisa	Teacher-Music	100%	50115	43,759	43,759	General



## Barnard Environmental Studies Magnet School

### General Fund Allocation

### Methodology

Enrollment x Per Pupil

K-8 Base Student Funding	\$1,183,409	=	339	X	\$3,491
9-12 Base Student Funding	\$0	=	-	X	3,840
Family Income Based Funding	297,423	=	213	X	1,396
Student Mobility Funding	22,342	=	16	X	1,396
English Learners Funding	46,429	=	50	X	929
Special Education Funding	51,665	=	37	X	1,396
District-Directed Funds	-				
<b>Total General Funds Allocation</b>	<b>\$1,601,268</b>				
Proposed Interdistrict Allocation	\$2,517,252				
Staff Paid from Non-School Sources (ex. Special Funds, Itinerant)	766,392				
Year One - Phase in Adjustment	(122,016)				
Other Supplemental Funding	-				
Open Choice or Tuition if Applicable	96,600				
<b>Total FY17 Budget Allocation</b>	<b>\$4,859,495</b>				
Total Enrollment	575				
Budget Per Pupil	<b>\$8,451</b>				

Note: General Funding Enrollment is based on Resident K-12 Students.

ELL and Special Education Per Pupils are blended rates of multiple categories.

Barnard Environmental Studies Magnet School							Salary Totals:		FY 16	FY 17
Count	Last Name	First Name	Title	% At School	ORG	Object	Salary15-16	Salary 16-17	Fund Type	
1	Jones-Generette	Yolanda	Principal	100%	19044002	50113	\$ 140,655	\$ 143,649	General	
2	Foreman	Eugene	Assistant Principal	100%	19044002	50113	116,643	121,218	General	
3	Drucker	Marjorie	Teacher-Inst. Coach-Science	100%	27041402	50115	88,489	89,989	ID	
4	Coppa	Cheryl	Teacher-Lib/Media Specialist	100%	19042002	50115	88,489	89,989	General	
5	Gambardella	Rosalind	Teacher-Pre-K	100%	27041002	50115	88,489	89,989	ID	
6	Elder-Edwards	Verlie	Teacher-Integrated Lang. Arts	100%	19041602	50115	85,776	87,276	General	
7	Tansley	James	Teacher-Music Grades K-8	100%	27041002	50115	85,776	87,276	ID	
8	Caldwell	Richard	Teacher-Social Studies Gr. 5/8	100%	19041502	50115	83,500	85,000	General	
9	Berryman	Jonathan	Teacher-Climate Specialist	100%	27041002	50115	81,989	84,851	ID	
10	Steinberg	Paul	Teacher-Grade 4	100%	27041002	50115	79,276	82,138	ID	
11	Augustine	Reginald	Teacher-Art Grades K-8	100%	27041002	50115	79,276	82,138	ID	
12	Barros	Andrea	Teacher-Kindergarten	100%	19041002	50115	75,605	79,276	General	
13	Piraneo	Kristin	Teacher-Literacy Coaching Spec	100%	25315256	50115	108,195	113,539	Special	
14	Lombardi	Karen	Teacher-Literacy Coaching Spec	100%	25115678	50115	108,195	113,539	Special	
15	Berman	Judith	Teacher-Dev. Reading/K-8	100%	19041302	50115	73,338	77,000	General	
16	Mendes	Lisa	Teacher-Grade 3	100%	19041002	50115	69,038	71,933	General	
17	Youngs	Kelvin	Teacher Grade 4/6	100%	27041002	50115	68,810	71,694	ID	
18	Donroe-Sink	Sarah	Teacher-Grade 4	100%	19041002	50115	66,180	69,038	General	
19	Sousa	Dyann	Teacher-Grade 3	100%	27041002	50115	66,180	69,038	ID	
20	Dooley	Erin	Teacher-Music Grades K-8	100%	19042202	50115	66,180	69,038	General	
21	Fernandez	Andrea	Teacher-Grade 2	100%	19041002	50115	66,180	69,038	General	
22	Flanigan	Hope	Teacher-Grade 1	100%	19041002	50115	66,180	69,038	General	
23	Dearborne	Kelley	Teacher-Grade 3	100%	27041002	50115	63,334	66,180	ID	
24	Evanko-Weber	Abigail	Teacher-Grade 6	100%	27041002	50115	63,334	66,180	ID	
25	Hebert	Kristen	Teacher-Grade 5	100%	27041002	50115	63,334	66,180	ID	
26	Phillips	Kimberly	Teacher-Grade 4	100%	27041002	50115	63,334	66,180	ID	
27	McLaughlin	Julie	Teacher-Grade 1	100%	19041002	50115	63,334	66,180	General	
28	Fretts	Jennifer	Teacher-Pre-K	100%	27041002	50115	61,124	63,513	ID	
29	Mioline	Nicole	Teacher-Pre-K	100%	27041002	50115	60,919	63,334	ID	
30	Velasquez	Rosa	Teacher-Grade 6	100%	27041002	50115	58,523	60,919	ID	

Barnard Environmental Studies Magnet School							Salary Totals:		
							FY 16	FY 17	
							\$ 3,903,161	\$ 4,036,137	
Count	Last Name	First Name	Title	% At School	ORG	Object	Salary15-16	Salary 16-17	Fund Type
31	Boutin	Suzette	Teacher-Science Grades 5/8	100%	19041402	50115	58,523	60,919	General
32	Digioia	Jennifer	Teacher-Grade 2	100%	27041002	50115	56,199	56,199	ID
33	Scirocco	Pasquale	Building Manager	100%	19047402	50121	54,808	55,904	General
34	Guerrucci	Emily	Teacher-Grade 6	100%	19041002	50115	54,342	54,342	General
35	Whyte	Elana	Teacher-School Psychologist	60%	19049198	50115	53,093	53,993	General
36	Giusti	Katelyn	Teacher-Grade 2	100%	27041002	50115	53,938	53,938	ID
37	Thompson	Kelleigh	Teacher-Kindergarten	100%	27041002	50115	51,740	51,740	ID
38	Casey	Kelly	Teacher-Guidance Counselor	100%	19042002	50115	51,740	51,740	General
39	Scafariello	Jason	Teacher-Special Ed K-8	100%	19049002	50115	51,740	51,740	General
40	Basini	Elisa	Teacher-Phys. Ed Grades K-8	100%	19040302	50115	51,740	51,740	General
41	Mangino	Marissa	Teacher-Co-Teacher Elementary	100%	27041002	50115	51,740	51,740	ID
42	Benard	Lisa	Teacher-Grade 4	100%	27041002	50115	51,740	51,740	ID
43	Caruthers	Paul	Assistant Building Manager	100%	19047402	50121	48,836	49,813	General
44	Dogani	Theodora	Teacher-Mathematics	100%	19041102	50115	49,601	49,601	General
45	Sklanka	Abbott	Teacher-Co-Teacher Elementary	100%	27041002	50115	49,601	49,601	ID
46	Butwin	Jennifer	Teacher-Co-Teacher Elementary	100%	27041002	50115	47,408	47,408	ID
47	Alford	Aisha	Teacher-Special Ed K-8	100%	19049002	50115	45,357	45,357	General
48	Kanhai	Sherita	Teacher-School Social Worker	80%	25045034	50115	65,586	65,586	Special
49	Wingreen	Michelle	Teacher-Art	100%	19042102	50115	43,759	43,759	General
50	Leclair	Zachary	Teacher-Grade 1	100%	27041002	50115	43,759	43,759	ID
51	Mckane	Sarah	Teacher-Special Ed K-8	100%	19049002	50115	43,759	43,759	General
52	Howard	Tonya	School Business Manager-10 Mos	100%	27041002	50118	41,317	41,317	ID
53	Arnold-Anderson	Amber	Clerk Typist 10 Month Boe	100%	19041002	50124	31,570	31,570	General
54	Twarowski	Christine	Asst Teacher Pre-K	100%	27041002	50128	25,576	25,576	ID
55	Cobb	Kristy	Cook/Lead	100%	25215200	50126	22,887	33,186	Food Service
56	Hwang	Ruth	Asst Teacher Pre-K	100%	27041002	50128	20,773	20,773	ID
57	Morrison	Veronica	Asst Teacher Pre-K	100%	27041002	50128	20,773	20,773	ID
58	Rodriguez	Marilyn	Asst Teacher Pre-K	100%	27041002	50128	20,773	20,773	ID
59	Lamano	Annette	Asst Teacher Pre-K	100%	27041002	50128	20,773	20,773	ID
60	Taylor	Andrea	Asst Teacher Grade 1	100%	25315256	50128	29,167	29,167	Special
61	Branham	Tanya	Asst Teacher Kdg	100%	25315256	50128	29,167	29,167	Special
62	Marro	Debra	Asst Teacher Pre-K	100%	27041002	50128	20,115	20,115	ID
63	Bailey	Alonda	Asst Teacher Pre-K	100%	27041002	50128	20,115	20,115	ID
64	Jackson	Earl	Asst Teacher S/Ed Ages K-8	100%	19049002	50128	20,115	20,115	General
65	Franklin	Vera	Asst Teacher S/Ed Ages K-8	100%	19049002	50128	20,115	20,115	General
66	Payne	Shakwella	General Worker	100%	25215200	50126	19,648	28,490	Food Service
67	Hollman	Joanne	Asst Teacher Pre-K	100%	27041002	50128	19,451	19,451	ID
68	Boyd	Camille	Teacher-Speech And Hearing	20%	25045034	50115	25,662	26,097	Special
69	Kountz	Dawn	Teacher-Talented And Gifted	20%	19046298	50115	15,855	16,428	General
70	Richardson	Pernica	General Worker	100%	25215200	50126	13,590	19,706	Food Service
71	Hammac	Marion	General Worker	72%	25215200	50126	12,967	18,802	Food Service
72	Hudson	Annie	General Worker	100%	25215200	50126	10,643	15,432	Food Service
73	Oliver	Renee	General Worker	30%	25215200	50126	6,877	9,971	Food Service
74	Quinones	Mary	General Worker	100%	25215200	50136	6,549	9,496	Food Service

## Barnard Environmental Studies Magnet School

### Full-Time Salaries

General Fund and Interdistrict Salaries	\$3,523,958
Special Funds Actual + Benefits	377,095
Food Service	135,083
<b>Total Salaries</b>	<b>\$4,036,137</b>

Non-Personel (Supplies, Materials, etc.)	640,039
Part-Time	122,312
<b>Total Budget</b>	<b>\$4,798,488</b>

Total Enrollment	575
Budget Per Pupil	<b>\$8,345</b>

Count	Last Name	First Name	Title	% At School	Object	Salary Totals:		Fund Type
						FY 16	FY 17	
						\$ 3,903,161	\$ 4,036,137	
						Salary15-16	Salary 16-17	
1	Jones-Generette	Yolanda	Principal	100%	50113	\$ 140,655	\$ 143,649	General
2	Foreman	Eugene	Assistant Principal	100%	50113	116,643	121,218	General
3	Drucker	Marjorie	Teacher-Inst. Coach-Science	100%	50115	88,489	89,989	ID
4	Coppa	Cheryl	Teacher-Lib/Media Specialist	100%	50115	88,489	89,989	General
5	Gambardella	Rosalind	Teacher-Pre-K	100%	50115	88,489	89,989	ID
6	Elder-Edwards	Verlie	Teacher-Integrated Lang. Arts	100%	50115	85,776	87,276	General
7	Tansley	James	Teacher-Music Grades K-8	100%	50115	85,776	87,276	ID
8	Caldwell	Richard	Teacher-Social Studies Gr. 5/8	100%	50115	83,500	85,000	General
9	Berryman	Jonathan	Teacher-Climate Specialist	100%	50115	81,989	84,851	ID
10	Steinberg	Paul	Teacher-Grade 4	100%	50115	79,276	82,138	ID
11	Augustine	Reginald	Teacher-Art Grades K-8	100%	50115	79,276	82,138	ID
12	Barros	Andrea	Teacher-Kindergarten	100%	50115	75,605	79,276	General
13	Piraneo	Kristin	Teacher-Literacy Coaching Spec	100%	50115	108,195	113,539	Special
14	Lombardi	Karen	Teacher-Literacy Coaching Spec	100%	50115	108,195	113,539	Special
15	Berman	Judith	Teacher-Dev. Reading/K-8	100%	50115	73,338	77,000	General
16	Mendes	Lisa	Teacher-Grade 3	100%	50115	69,038	71,933	General
17	Youngs	Kelvin	Teacher Grade 4/6	100%	50115	68,810	71,694	ID
18	Donroe-Sink	Sarah	Teacher-Grade 4	100%	50115	66,180	69,038	General
19	Sousa	Dyann	Teacher-Grade 3	100%	50115	66,180	69,038	ID
20	Dooley	Erin	Teacher-Music Grades K-8	100%	50115	66,180	69,038	General
21	Fernandez	Andrea	Teacher-Grade 2	100%	50115	66,180	69,038	General
22	Flanigan	Hope	Teacher-Grade 1	100%	50115	66,180	69,038	General
23	Dearborne	Kelley	Teacher-Grade 3	100%	50115	63,334	66,180	ID
24	Evanko-Weber	Abigail	Teacher-Grade 6	100%	50115	63,334	66,180	ID
25	Hebert	Kristen	Teacher-Grade 5	100%	50115	63,334	66,180	ID
26	Phillips	Kimberly	Teacher-Grade 4	100%	50115	63,334	66,180	ID
27	Mclaughlin	Julie	Teacher-Grade 1	100%	50115	63,334	66,180	General
28	Fretts	Jennifer	Teacher-Pre-K	100%	50115	61,124	63,513	ID
29	Mioline	Nicole	Teacher-Pre-K	100%	50115	60,919	63,334	ID
30	Velasquez	Rosa	Teacher-Grade 6	100%	50115	58,523	60,919	ID
31	Boutin	Suzette	Teacher-Science Grades 5/8	100%	50115	58,523	60,919	General
32	Digioia	Jennifer	Teacher-Grade 2	100%	50115	56,199	56,199	ID
33	Scirocco	Pasquale	Building Manager	100%	50121	54,808	55,904	General
34	Guerrucci	Emily	Teacher-Grade 6	100%	50115	54,342	54,342	General
35	Whyte	Elana	Teacher-School Psychologist	60%	50115	53,093	53,993	General
36	Giusti	Katelyn	Teacher-Grade 2	100%	50115	53,938	53,938	ID
37	Thompson	Kelleigh	Teacher-Kindergarten	100%	50115	51,740	51,740	ID
38	Casey	Kelly	Teacher-Guidance Counselor	100%	50115	51,740	51,740	General
39	Scafariello	Jason	Teacher-Special Ed K-8	100%	50115	51,740	51,740	General
40	Basini	Elisa	Teacher-Phys. Ed Grades K-8	100%	50115	51,740	51,740	General





# Benjamin Jepson Magnet School

## General Fund Allocation

## Methodology

			Enrollment	x	Per Pupil
K-8 Base Student Funding	\$1,008,865	=	289	X	\$3,491
9-12 Base Student Funding	\$0	=	-	X	3,840
Family Income Based Funding	242,965	=	174	X	1,396
Student Mobility Funding	13,964	=	10	X	1,396
English Learners Funding	31,418	=	35	X	898
Special Education Funding	68,421	=	43	X	1,591
District-Directed Funds	-				
<b>Total General Funds Allocation</b>	<b>\$1,365,633</b>				
Proposed Interdistrict Allocation	\$2,164,279				
Staff Paid from Non-School Sources (ex. Special Funds, Itinerant)	758,277				
Year One - Phase in Adjustment	64,485				
Other Supplemental Funding	-				
Open Choice or Tuition if Applicable	81,600				
<b>Total FY17 Budget Allocation</b>	<b>\$4,434,274</b>				
Total Enrollment	500				
Budget Per Pupil	<b>\$8,869</b>				

Note: General Funding Enrollment is based on Resident K-12 Students.

ELL and Special Education Per Pupils are blended rates of multiple categories.

Benjamin Jepson Magnet School							Salary Totals:		
							FY 16	FY 17	
							\$ 3,948,878	\$ 4,045,436	
Count	Last Name	First Name	Title	% At School	ORG	Object	Salary15-16	Salary 16-17	Fund Type
1	Stancarone	Lesley	Principal	100%	19044018	50113	\$ 140,655	\$ 144,649	General
2	Browning	Julie	Assistant Principal	100%	27044018	50113	122,447	125,018	ID
3	Wingreen	Deborah	Teacher-Instruct. Coach Other	100%	27041018	50115	88,489	89,989	ID
4	Segal	Mary	Teacher-Magnet Sch. Resource	100%	27041018	50115	88,489	89,989	ID
5	Merritt	Thomas	Teacher-Science Grades 5/8	100%	27041418	50115	88,489	89,989	ID
6	Harris	Todney	Teacher-Social Studies Gr. 5/8	100%	19041518	50115	88,489	89,989	General
7	Frisketti	Denise	Teacher-Read 180	100%	19041318	50115	88,489	89,989	General
8	Hayes	Sylvia	Teacher-Pre-K	100%	27041018	50115	89,239	89,989	ID
9	Schrass	Walter	Teacher-Technology Education	100%	27042618	50115	85,776	87,276	ID
10	Whiteley Foster	Linda	Teacher-Instruct. Coach Math	100%	25315256	50115	124,375	126,550	Special
11	Gillette-Youngblood	Deborah	Teacher-Special Ed K-8	100%	19049018	50115	85,776	87,276	General
12	Snedeker	Keith	Teacher-Special Ed K-8	100%	19049018	50115	86,526	87,276	General
13	O'Donnell-Moss	Kathleen	Teacher-Pre K/Sp.Ed.	100%	19049818	50115	86,526	87,276	General
14	Caldwell	Kenneth	Teacher-Music	100%	19042218	50115	81,989	84,851	General
15	Lawrence	Jeanne	Teacher-Lib/Media Specialist	100%	19042018	50115	79,276	82,138	General
16	Clough	Ryan	Teacher-Math Grade 5/8	100%	27041118	50115	73,338	77,000	ID
17	McMahon	Karen	Teacher-Kdg/Gr.1	100%	19041018	50115	71,694	74,617	General
18	Keogh	Fidelma	Teacher-Guidance Counselor	50%	19042003	50115	71,694	74,617	General
19	Glynn	Heather	Teacher-Literacy Coaching Spec	100%	25315256	50115	99,775	103,956	Special
20	Limauro	Jane	Teacher-Pre-K	100%	27041018	50115	66,180	69,038	ID
21	Adkins	Amy	Teacher-Integrated Lang. Arts	100%	19041618	50115	65,935	68,810	General
22	Meltzer	Michele	Teacher-Phys. Ed Grades K-8	100%	19040318	50115	65,935	68,810	General
23	Alex	Michele	Teacher-Grade 6	100%	19041018	50115	63,334	66,180	General
24	Wade	Alyson	Teacher-Kdg/Gr.1	100%	19041018	50115	61,141	63,966	General
25	Wickwire	Barbara	Teacher-Kdg/Gr.1	100%	27041018	50115	60,919	63,334	ID
26	Adelino	Emily	Teacher-Grade 2-3	100%	27041018	50115	60,919	63,334	ID
27	Gabriele	Josepha	Teacher-Bilingual Grade 6	100%	19041018	50115	58,523	60,919	General
28	O'Neill	Lyndsay	Teacher-Kdg/Gr.1	100%	27041018	50115	56,199	56,199	ID
29	Bohannon	Mark	Building Manager	100%	19047418	50121	54,808	55,904	General
30	Gagliardi	Sheryl	Teacher-Special Ed K-8	100%	27041018	50115	54,006	54,006	ID

Benjamin Jepson Magnet School							Salary Totals:		
							FY 16	FY 17	
							\$ 3,948,878	\$ 4,045,436	
Count	Last Name	First Name	Title	% At School	ORG	Object	Salary15-16	Salary 16-17	Fund Type
31	Parisi	Mindy	Teacher-Art Grades K-8	100%	27041018	50115	54,006	54,006	ID
32	Smith	Taylor	Teacher-Grade 4-5	100%	27041018	50115	53,938	53,938	ID
33	Brewer	Christina	Teacher-Grade 4-5	100%	19041018	50115	53,938	53,938	General
34	Tondalo	Vanessa	Teacher-Grade 2-3	100%	27041018	50115	53,938	53,938	ID
35	Borsoi	Cristina	Teacher-Foreign Language K-8	100%	27041718	50115	53,938	53,938	ID
36	Kivell	Amanda	Teacher-Grade 4	100%	27041018	50115	53,938	53,938	ID
37	Gere	Amanda	Teacher-Pre-K	100%	27041018	50115	51,745	51,745	ID
38	Palumbo	Jessica	Teacher-Grade 4-5	100%	19041018	50115	51,740	51,740	General
39	Kotkin	Alexander	Teacher-Grade 4-5	100%	19041018	50115	51,740	51,740	General
40	Ray-Tasco	Ashley	Assistant Building Manager	100%	19047418	50121	48,836	49,813	General
41	Manning	Richard	Teacher-Music	100%	27042218	50115	49,546	49,546	ID
42	Mcgrath	Allison	Teacher-Grade 4-5	100%	27041018	50115	47,551	47,551	ID
43	Sanford	Mary	Teacher-Grade 1	100%	27041018	50115	47,551	47,551	ID
44	Phillips	Caitlin	Teacher-Grade 2-3	100%	27041018	50115	45,953	45,953	ID
45	Lubeski	Kristina	Teacher-Grade 2-3	100%	27041018	50115	45,953	45,953	ID
46	Oddo	Anthony	Teacher-Special Ed	100%	19049018	50115	45,357	45,357	General
47	Dottori	Brittney	Teacher-Integrated Lang. Arts	100%	27041318	50115	43,759	43,759	ID
48	Jean Paul	Myriam	School Business Manager-10 Mos	100%	27041018	50118	43,491	43,491	ID
49	Schatz	Rachael	Teacher-Speech And Hearing	60%	19049298	50115	39,561	41,286	General
50	Tilley	Valerie	In House Suspension Worker	100%	27041018	50120	38,923	38,923	ID
51	Walker	Rhonda	Clerk Typist 12 Months Boe	100%	19041018	50124	37,883	37,883	General
52	Fuentes	Jocelyn	Head Start Teacher	100%	25795319	50128	50,875	50,875	Special
53	Baker	Renee	Teacher-School Psychologist	50%	19049198	50115	32,968	34,405	General
54	Meachern	Lauren	Teacher-School Social Worker	60%	19049398	50115	32,605	32,605	General
55	Jimenez	Maura	School Security Officer 10 Mos	100%	19047318	50127	27,602	27,602	General
56	Santiago	Arelis	Parent Liaison Worker	100%	27043318	50128	26,505	26,505	ID
57	Tierney	Robin	Asst Teacher Grade 1	100%	25315256	50128	32,998	32,998	Special
58	Davis	Toni	Asst Teacher-Special Education	100%	27041018	50128	22,757	22,757	ID
59	Coppola	Louise	Cook/Lead	100%	25215200	50126	20,979	30,420	Food Service
60	Berrios	Geoconda	Asst Teacher Grade 1	100%	27041018	50128	20,773	20,773	ID
61	Boyd-Jones	Doreen	Asst Teacher Pre-K	100%	27041018	50128	20,773	20,773	ID
62	Rivera	Lucy	Asst Teacher Pre-K	100%	27041018	50128	20,115	20,115	ID
63	Anderson	Maria	Asst Teacher Kdg	100%	27041018	50128	20,115	20,115	ID
64	Council	Sandra	Asst Teacher Pre-K	100%	27041018	50128	20,115	20,115	ID
65	Cangiano	Gina	Asst Teacher S/Ed Ages K-8	100%	19049018	50128	20,115	20,115	General
66	Foley	Lorraine	Asst Teacher S/Ed Ages K-8	100%	27041018	50128	20,115	20,115	ID
67	Frasier	Woody	Asst Teacher Pre-K	100%	27041018	50128	20,115	20,115	ID
68	Dzubaty	Katherine	Asst Teacher Grade 1	100%	27041018	50128	19,451	19,451	ID
69	Casanova	Isabel	Asst Teacher Kdg	100%	27041018	50128	18,793	18,793	ID
70	Davis	Melissa	Asst Teacher S/Ed Ages K-8	100%	27041018	50128	18,793	18,793	ID
71	Gaudino	Rita	General Worker	100%	25215200	50126	14,736	21,367	Food Service
72	Catala	Jason	Teacher-Talented And Gifted	20%	19046298	50115	13,187	13,762	General
73	Rivera	Dunia	General Worker	100%	25215200	50126	13,753	19,942	Food Service
74	Blake	Carol	General Worker	60%	25215200	50126	7,368	10,684	Food Service
75	Balzano	Linda	General Worker	50%	25215200	50126	6,140	8,903	Food Service
76	Lee	Parris	Parent Liaison Worker	10%	25315253	50128	4,418	4,418	Special

# Benjamin Jepson Magnet School

## Full-Time Salaries

General Fund and Interdistrict Salaries	\$3,635,324
Special Funds Actual + Benefits	318,797
Food Service	91,315
<b>Total Salaries</b>	<b>\$4,045,436</b>

Non-Personel (Supplies, Materials, etc.)	252,524
Part-Time	168,556
<b>Total Budget</b>	<b>\$4,466,516</b>

Total Enrollment	500
Budget Per Pupil	<b>\$8,933</b>

Count	Last Name	First Name	Title	% At School	Object	Salary Totals:		Fund Type
						Salary 15-16	Salary 16-17	
						<b>FY 16</b>	<b>FY 17</b>	
						\$ 3,948,878	\$ 4,045,436	
1	Stancarone	Lesley	Principal	100%	50113	\$ 140,655	\$ 144,649	General
2	Browning	Julie	Assistant Principal	100%	50113	122,447	125,018	ID
3	Wingreen	Deborah	Teacher-Instruct. Coach Other	100%	50115	88,489	89,989	ID
4	Segal	Mary	Teacher-Magnet Sch. Resource	100%	50115	88,489	89,989	ID
5	Merritt	Thomas	Teacher-Science Grades 5/8	100%	50115	88,489	89,989	ID
6	Harris	Todney	Teacher-Social Studies Gr. 5/8	100%	50115	88,489	89,989	General
7	Frisketti	Denise	Teacher-Read 180	100%	50115	88,489	89,989	General
8	Hayes	Sylvia	Teacher-Pre-K	100%	50115	89,239	89,989	ID
9	Schrass	Walter	Teacher-Technology Education	100%	50115	85,776	87,276	ID
10	Whiteley Foster	Linda	Teacher-Instruct. Coach Math	100%	50115	124,375	126,550	Special
11	Gillette-Youngblood	Deborah	Teacher-Special Ed K-8	100%	50115	85,776	87,276	General
12	Snedeker	Keith	Teacher-Special Ed K-8	100%	50115	86,526	87,276	General
13	O'Donnell-Moss	Kathleen	Teacher-Pre K/Sp.Ed.	100%	50115	86,526	87,276	General
14	Caldwell	Kenneth	Teacher-Music	100%	50115	81,989	84,851	General
15	Lawrence	Jeanne	Teacher-Lib/Media Specialist	100%	50115	79,276	82,138	General
16	Clough	Ryan	Teacher-Math Grade 5/8	100%	50115	73,338	77,000	ID
17	Memahon	Karen	Teacher-Kdg/Gr.1	100%	50115	71,694	74,617	General
18	Keogh	Fidelma	Teacher-Guidance Counselor	50%	50115	71,694	74,617	General
19	Glynn	Heather	Teacher-Literacy Coaching Spec	100%	50115	99,775	103,956	Special
20	Limauro	Jane	Teacher-Pre-K	100%	50115	66,180	69,038	ID
21	Adkins	Amy	Teacher-Integrated Lang. Arts	100%	50115	65,935	68,810	General
22	Meltzer	Michele	Teacher-Phys. Ed Grades K-8	100%	50115	65,935	68,810	General
23	Alex	Michele	Teacher-Grade 6	100%	50115	63,334	66,180	General
24	Wade	Alyson	Teacher-Kdg/Gr.1	100%	50115	61,141	63,966	General
25	Wickwire	Barbara	Teacher-Kdg/Gr.1	100%	50115	60,919	63,334	ID
26	Adelino	Emily	Teacher-Grade 2-3	100%	50115	60,919	63,334	ID
27	Gabriele	Josepha	Teacher-Bilingual Grade 6	100%	50115	58,523	60,919	General
28	O'Neill	Lyndsay	Teacher-Kdg/Gr.1	100%	50115	56,199	56,199	ID
29	Bohannon	Mark	Building Manager	100%	50121	54,808	55,904	General
30	Gagliardi	Sheryl	Teacher-Special Ed K-8	100%	50115	54,006	54,006	ID
31	Parisi	Mindy	Teacher-Art Grades K-8	100%	50115	54,006	54,006	ID
32	Smith	Taylor	Teacher-Grade 4-5	100%	50115	53,938	53,938	ID
33	Brewer	Christina	Teacher-Grade 4-5	100%	50115	53,938	53,938	General
34	Tondalo	Vanessa	Teacher-Grade 2-3	100%	50115	53,938	53,938	ID
35	Borsoi	Cristina	Teacher-Foreign Language K-8	100%	50115	53,938	53,938	ID
36	Kivell	Amanda	Teacher-Grade 4	100%	50115	53,938	53,938	ID
37	Gere	Amanda	Teacher-Pre-K	100%	50115	51,745	51,745	ID
38	Palumbo	Jessica	Teacher-Grade 4-5	100%	50115	51,740	51,740	General
39	Kotkin	Alexander	Teacher-Grade 4-5	100%	50115	51,740	51,740	General
40	Ray-Tasco	Ashley	Assistant Building Manager	100%	50121	48,836	49,813	General

Count	Last Name	First Name	Title	% At School	Object	Salary15-16	Salary 16-17	Fund Type
41	Manning	Richard	Teacher-Music	100%	50115	49,546	49,546	ID
42	Mcgrath	Allison	Teacher-Grade 4-5	100%	50115	47,551	47,551	ID
43	Sanford	Mary	Teacher-Grade 1	100%	50115	47,551	47,551	ID
44	Phillips	Caitlin	Teacher-Grade 2-3	100%	50115	45,953	45,953	ID
45	Lubeski	Kristina	Teacher-Grade 2-3	100%	50115	45,953	45,953	ID
46	Oddo	Anthony	Teacher-Special Ed	100%	50115	45,357	45,357	General
47	Dottori	Brittney	Teacher-Integrated Lang. Arts	100%	50115	43,759	43,759	ID
48	Jean Paul	Myriam	School Business Manager-10 Mos	100%	50118	43,491	43,491	ID
49	Schatz	Rachael	Teacher-Speech And Hearing	60%	50115	39,561	41,286	General
50	Tilley	Valerie	In House Suspension Worker	100%	50120	38,923	38,923	ID
51	Walker	Rhonda	Clerk Typist 12 Months Boe	100%	50124	37,883	37,883	General
52	Fuentes	Jocelyn	Head Start Teacher	100%	50128	50,875	50,875	Special
53	Baker	Renee	Teacher-School Psychologist	50%	50115	32,968	34,405	General
54	Mceachern	Lauren	Teacher-School Social Worker	60%	50115	32,605	32,605	General
55	Jimenez	Maura	School Security Officer 10 Mos	100%	50127	27,602	27,602	General
56	Santiago	Arelis	Parent Liaison Worker	100%	50128	26,505	26,505	ID
57	Tierney	Robin	Asst Teacher Grade 1	100%	50128	32,998	32,998	Special
58	Davis	Toni	Asst Teacher-Special Education	100%	50128	22,757	22,757	ID
59	Coppola	Louise	Cook/Lead	100%	50126	20,979	30,420	Food Service
60	Berrios	Geoconda	Asst Teacher Grade 1	100%	50128	20,773	20,773	ID
61	Boyd-Jones	Doreen	Asst Teacher Pre-K	100%	50128	20,773	20,773	ID
62	Rivera	Lucy	Asst Teacher Pre-K	100%	50128	20,115	20,115	ID
63	Anderson	Maria	Asst Teacher Kdg	100%	50128	20,115	20,115	ID
64	Council	Sandra	Asst Teacher Pre-K	100%	50128	20,115	20,115	ID
65	Cangiano	Gina	Asst Teacher S/Ed Ages K-8	100%	50128	20,115	20,115	General
66	Foley	Lorraine	Asst Teacher S/Ed Ages K-8	100%	50128	20,115	20,115	ID
67	Frasier	Woody	Asst Teacher Pre-K	100%	50128	20,115	20,115	ID
68	Dzubaty	Katherine	Asst Teacher Grade 1	100%	50128	19,451	19,451	ID
69	Casanova	Isabel	Asst Teacher Kdg	100%	50128	18,793	18,793	ID
70	Davis	Melissa	Asst Teacher S/Ed Ages K-8	100%	50128	18,793	18,793	ID
71	Gaudino	Rita	General Worker	100%	50126	14,736	21,367	Food Service
72	Catala	Jason	Teacher-Talented And Gifted	20%	50115	13,187	13,762	General
73	Rivera	Dunia	General Worker	100%	50126	13,753	19,942	Food Service
74	Blake	Carol	General Worker	60%	50126	7,368	10,684	Food Service
75	Balzano	Linda	General Worker	50%	50126	6,140	8,903	Food Service
76	Lee	Parris	Parent Liaison Worker	10%	50128	4,418	4,418	Special

## Betsy Ross Arts Magnet

### General Fund Allocation

### Methodology

		=	Enrollment	x	Per Pupil
K-8 Base Student Funding	\$921,593	=	264	X	\$3,491
9-12 Base Student Funding	\$0	=	-	X	3,840
Family Income Based Funding	203,868	=	146	X	1,396
Student Mobility Funding	1,396	=	1	X	1,396
English Learners Funding	7,680	=	14	X	549
Special Education Funding	36,305	=	25	X	1,452
District-Directed Funds	-				
<b>Total General Funds Allocation</b>	<b>\$1,170,842</b>				
Proposed Interdistrict Allocation	\$2,060,261				
Staff Paid from Non-School Sources (ex. Special Funds, Itinerant)	588,725				
Year One - Phase in Adjustment	337,561				
Other Supplemental Funding	-				
Open Choice or Tuition if Applicable	114,000				
<b>Total FY17 Budget Allocation</b>	<b>\$4,271,389</b>				
Total Enrollment	452				
Budget Per Pupil	<b>\$9,450</b>				

Note: General Funding Enrollment is based on Resident K-12 Students.

ELL and Special Education Per Pupils are blended rates of multiple categories.

Betsy Ross Arts Magnet							Salary Totals:		
							FY 16	FY 17	
							\$ 3,577,943	\$ 3,696,880	
Count	Last Name	First Name	Title	% At School	ORG	Object	Salary15-16	Salary 16-17	Fund Type
1	True	Shawn	Principal	100%	19044055	50113	\$ 140,447	\$ 143,649	General
2	Brunson	Angela	Assistant Principal	100%	27044055	50112	114,079	118,654	ID
3	Cen	Zhanjing	Teacher-Special Ed K-8	100%	19049055	50115	88,489	89,989	General
4	Matteo	Laurie	Teacher-Special Ed K-8	100%	19049055	50115	88,489	89,989	General
5	Cichus	Katarzyna	Teacher-Science Grades 5/8	100%	27041455	50115	88,489	89,989	ID
6	Georgia-Steele	Kimberley	Teacher-Math Grade 5/8	100%	19041155	50115	86,526	87,276	General
7	Johnson	Deborah	Teacher-Grade 6	100%	19041055	50115	85,776	87,276	General
8	Cosgrove	Susan	Teacher-Music Grades K-8	100%	27042255	50115	86,526	87,276	ID
9	Edwards	Lorna	Teacher-English Grades 5/8	100%	19041655	50115	85,776	87,276	General
10	Petriccione	Sylvia	Teacher-Curriculum Staff Devel	100%	19041055	50115	86,526	87,276	General
11	Hennessey	Marguerite	Teacher-Lib/Media Specialist	100%	19042055	50115	79,276	82,138	General
12	Magrey	Bradley	Teacher-English Grades 5/8	100%	27041655	50115	79,276	82,138	ID
13	Duncan	Leanne	Teacher-Mathematics	100%	19041155	50115	73,338	77,000	General
14	Fasano	Kara	Teacher-Guidance Counselor	100%	19042055	50115	71,694	74,617	General
15	Sheehan	Meaghan	Teacher-Music Grades K-8	100%	25486084	50115	100,105	104,303	Special
16	Meinsen Boshea	Kendra	Teacher-Art Grades K-8	100%	27041055	50115	69,038	71,933	ID
17	Cipriano	Jill	Teacher-History/Social Studies	100%	19041555	50115	66,180	69,038	General
18	Freeman	Latesha	Teacher-Math Grade 5/8	100%	27041155	50115	66,180	69,038	ID
19	Galante	Maura	Teacher-Art Grades K-8	100%	27041055	50115	66,180	69,038	ID
20	Lamberti	Medea	Teacher-English Grades 5/8	100%	19041655	50115	65,935	68,810	General
21	Olsen	Janet	Teacher-Guidance Counselor	100%	19042055	50115	63,334	66,180	General
22	Aurora	Courtney	Teacher-Grade 6	100%	27041055	50115	63,334	66,180	ID
23	Sayles	Jameka	Teacher-Grade 6	100%	27041055	50115	63,334	66,180	ID
24	Mikulski	Kelly	Teacher-Grade 5	100%	27041055	50115	63,334	66,180	ID
25	Deriu	Lisa	Teacher-Social Studies Gr. 5/8	100%	19041555	50115	63,334	66,180	General
26	O'Connell	Paul	Teacher-Social Studies Gr. 5/8	100%	19041555	50115	63,334	66,180	General
27	Macdonald	Roisin	Teacher-Science	100%	19041455	50115	63,334	66,180	General
28	Sanderson	John	Teacher-Physical Education	100%	19040355	50115	63,334	66,180	General
29	Murawski	Christine	Teacher-Bilingual Grade 6	100%	19041455	50115	63,334	66,180	General
30	Chriswell	Stacy	Teacher-Foreign Language K-8	100%	19041755	50115	63,334	66,180	General



## Betsy Ross Arts Magnet

### Full-Time Salaries

General Fund and Interdistrict Salaries	\$3,431,092
Special Funds Actual + Benefits	180,372
Food Service	85,415
<b>Total Salaries</b>	<b>\$3,696,880</b>

Non-Personel (Supplies, Materials, etc.)	722,991
Part-Time	20,299
<b>Total Budget</b>	<b>\$4,440,170</b>

Total Enrollment	452
Budget Per Pupil	<b>\$9,823</b>

Count	Last Name	First Name	Title	% At School	Object	Salary Totals:		Fund Type
						Salary 15-16	Salary 16-17	
						FY 16	FY 17	
						\$ 3,577,943	\$ 3,696,880	
1	True	Shawn	Principal	100%	50113	\$ 140,447	\$ 143,649	General
2	Brunson	Angela	Assistant Principal	100%	50112	114,079	118,654	ID
3	Cen	Zhanjing	Teacher-Special Ed K-8	100%	50115	88,489	89,989	General
4	Matteo	Laurie	Teacher-Special Ed K-8	100%	50115	88,489	89,989	General
5	Cichus	Katarzyna	Teacher-Science Grades 5/8	100%	50115	88,489	89,989	ID
6	Georgia-Steele	Kimberley	Teacher-Math Grade 5/8	100%	50115	86,526	87,276	General
7	Johnson	Deborah	Teacher-Grade 6	100%	50115	85,776	87,276	General
8	Cosgrove	Susan	Teacher-Music Grades K-8	100%	50115	86,526	87,276	ID
9	Edwards	Lorna	Teacher-English Grades 5/8	100%	50115	85,776	87,276	General
10	Petriccione	Sylvia	Teacher-Curriculum Staff Devel	100%	50115	86,526	87,276	General
11	Hennessey	Marguerite	Teacher-Lib/Media Specialist	100%	50115	79,276	82,138	General
12	Magrey	Bradley	Teacher-English Grades 5/8	100%	50115	79,276	82,138	ID
13	Duncan	Leanne	Teacher-Mathematics	100%	50115	73,338	77,000	General
14	Fasano	Kara	Teacher-Guidance Counselor	100%	50115	71,694	74,617	General
15	Sheehan	Meaghan	Teacher-Music Grades K-8	100%	50115	100,105	104,303	Special
16	Meinsen Boshea	Kendra	Teacher-Art Grades K-8	100%	50115	69,038	71,933	ID
17	Cipriano	Jill	Teacher-History/Social Studies	100%	50115	66,180	69,038	General
18	Freeman	Latesha	Teacher-Math Grade 5/8	100%	50115	66,180	69,038	ID
19	Galante	Maura	Teacher-Art Grades K-8	100%	50115	66,180	69,038	ID
20	Lamberti	Medea	Teacher-English Grades 5/8	100%	50115	65,935	68,810	General
21	Olsen	Janet	Teacher-Guidance Counselor	100%	50115	63,334	66,180	General
22	Aurora	Courtney	Teacher-Grade 6	100%	50115	63,334	66,180	ID
23	Sayles	Jameka	Teacher-Grade 6	100%	50115	63,334	66,180	ID
24	Mikulski	Kelly	Teacher-Grade 5	100%	50115	63,334	66,180	ID
25	Deriu	Lisa	Teacher-Social Studies Gr. 5/8	100%	50115	63,334	66,180	General
26	O'Connell	Paul	Teacher-Social Studies Gr. 5/8	100%	50115	63,334	66,180	General
27	Macdonald	Roisin	Teacher-Science	100%	50115	63,334	66,180	General
28	Sanderson	John	Teacher-Physical Education	100%	50115	63,334	66,180	General
29	Murawski	Christine	Teacher-Bilingual Grade 6	100%	50115	63,334	66,180	General
30	Chriswell	Stacy	Teacher-Foreign Language K-8	100%	50115	63,334	66,180	General
31	Malangone-Romano	Grace	Teacher-Grade 5	100%	50115	63,334	66,180	General
32	Ortiz	Autumn	Teacher-Grade 5	100%	50115	63,334	66,180	General
33	Galemba	Becky	Teacher-Dev. Reading/K-8	100%	50115	63,334	66,180	General
34	Laggis	Amy	Teacher-Science Grades 5/8	100%	50115	58,523	60,919	General
35	Neary	Joseph	Teacher-Social Studies Gr. 5/8	100%	50115	58,523	60,919	General
36	Fried	Matthew	Teacher-Music Grades K-8	100%	50115	56,199	56,199	ID
37	Brantley	Lucinda	Building Manager	100%	50121	54,808	55,904	General
38	Tan	Xin	Teacher-Foreign Language K-8	100%	50115	51,740	51,740	General
39	Bettencourt	Jay	Assistant Building Manager	100%	50121	48,836	49,813	General
40	Hand	Patricia	Teacher-Math Grade 5/8	100%	50115	49,601	49,601	ID





## Bishop Woods School

### General Fund Allocation

### Methodology

Enrollment x Per Pupil

K-8 Base Student Funding	\$1,640,715	=	470	X	\$3,491
9-12 Base Student Funding	\$0	=	-	X	3,840
Family Income Based Funding	335,125	=	240	X	1,396
Student Mobility Funding	76,799	=	55	X	1,396
English Learners Funding	33,862	=	36	X	941
Special Education Funding	94,952	=	62	X	1,531
District-Directed Funds	-				

**Total General Funds Allocation \$2,181,452**

Proposed Interdistrict Allocation \$0

Staff Paid from Non-School Sources (ex. Special Funds, Itinerant) 1,137,649

Year One - Phase in Adjustment 55,618

Other Supplemental Funding -

Open Choice or Tuition if Applicable -

**Total FY17 Budget Allocation \$3,374,720**

Total Enrollment 507

Budget Per Pupil **\$6,656**

Note: General Funding Enrollment is based on Resident K-12 Students.

ELL and Special Education Per Pupils are blended rates of multiple categories.

Bishop Woods School							Salary Totals:		
							FY 16	FY 17	
							\$ 3,122,608	\$ 3,227,773	
Count	Last Name	First Name	Title	% At School	ORG	Object	Salary15-16	Salary 16-17	Fund Type
1	Garcia	Rosalind	Principal	100%	19044043	50113	\$ 140,655	\$ 144,649	General
2	Crisci	Florence	Assistant Principal	100%	19044043	50113	118,931	124,018	General
3	Heiter	Cynthia	Teacher-Grade 6	100%	19041043	50115	84,851	89,989	General
4	Doolin	Devra	Teacher-Guidance Counselor	100%	19042043	50115	85,776	87,276	General
5	Mazzacane	Michael	Teacher-Grade 4	100%	19041043	50115	85,776	87,276	General
6	Ford	Jody	Teacher-Grade 4	100%	19041043	50115	86,526	87,276	General
7	Collins	Susan Beth	Teacher-Special Ed K-8	100%	19049043	50115	85,776	87,276	General
8	Willis	Stephanie	Teacher-School Social Worker	100%	19049343	50115	81,989	84,851	General
9	Abdur-Rahman	Patricia	Teacher-Instruct. Coach Math	100%	25315256	50115	114,950	119,100	Special
10	Laughlin	Susan	Teacher-Grade 3	100%	19041043	50115	82,138	82,138	General
11	Fazzuoli	Richard	Teacher-Grade 5	100%	19041043	50115	78,303	81,898	General
12	Campo	Cara	Teacher-Grade 3	100%	19041043	50115	66,180	69,038	General
13	Stevens	Shannon	Teacher-Grade 2	100%	19041043	50115	66,180	69,038	General
14	Dayharsh	Jennifer	Teacher-Grade 3	100%	19041043	50115	66,180	69,038	General
15	Wright	Beth	Teacher-Kindergarten	100%	19041043	50115	63,334	66,180	General
16	Sirico-Alderman	Jamie	Teacher-Instruct. Coach Other	100%	19042043	50115	63,334	66,180	General
17	Pierce	Erika	Teacher-Special Ed K-8	100%	19049043	50115	63,334	66,180	General
18	Walton	Marcus	Teacher-Math Grade 5/8	100%	19041143	50115	63,334	66,180	General
19	Colon	James	Teacher-Social Studies Gr. 5/8	100%	19041543	50115	63,334	66,180	General
20	Garceau	Kaitlin	Teacher-Grade 2	100%	19041043	50115	63,334	66,180	General
21	Lawrence	Roberta	Teacher-Special Ed K-8	100%	19049043	50115	61,141	63,966	General
22	Seiden	Jennifer	Teacher-Kindergarten	100%	19041043	50115	60,919	63,334	General
23	Romano	Jacquelynn	Teacher-Music Grades K-8	100%	19042243	50115	60,919	63,334	General
24	Roberts	Alena	Teacher-Grade 5	100%	19041043	50115	58,523	60,919	General
25	Victory	Darcy	Teacher-Special Ed K-8	100%	19049043	50115	58,523	60,919	General
26	Lynch	Leah	Teacher-Grade 2	100%	19041043	50115	58,523	60,919	General
27	Tomaso	Charles	Building Manager	100%	19047443	50121	54,808	55,904	General
28	Gersch	Timothy	Teacher-Science	100%	19041443	50115	54,215	54,215	General
29	Beutel	Lori	Teacher-Grade 6	100%	19041043	50115	51,740	51,740	General
30	Giannattasio	Paul	Assistant Building Manager	100%	19047443	50121	48,836	49,813	General



## Bishop Woods School

### Full-Time Salaries

General Fund and Interdistrict Salaries	\$2,692,941
Special Funds Actual + Benefits	440,115
Food Service	94,717
<b>Total Salaries</b>	<b>\$3,227,773</b>

Non-Personel (Supplies, Materials, etc.)	133,577
Part-Time	41,179
<b>Total Budget</b>	<b>\$3,402,529</b>

Total Enrollment	507
Budget Per Pupil	<b>\$6,711</b>

Count	Last Name	First Name	Title	% At School	Object	Salary Totals:		Fund Type
						FY 16 \$ 3,122,608	FY 17 \$ 3,227,773	
1	Garcia	Rosalind	Principal	100%	50113	\$ 140,655	\$ 144,649	General
2	Crisci	Florence	Assistant Principal	100%	50113	118,931	124,018	General
3	Heiter	Cynthia	Teacher-Grade 6	100%	50115	84,851	89,989	General
4	Doolin	Devra	Teacher-Guidance Counselor	100%	50115	85,776	87,276	General
5	Mazzacane	Michael	Teacher-Grade 4	100%	50115	85,776	87,276	General
6	Ford	Jody	Teacher-Grade 4	100%	50115	86,526	87,276	General
7	Collins	Susan Beth	Teacher-Special Ed K-8	100%	50115	85,776	87,276	General
8	Willis	Stephanie	Teacher-School Social Worker	100%	50115	81,989	84,851	General
9	Abdur-Rahman	Patricia	Teacher-Instruct. Coach Math	100%	50115	114,950	119,100	Special
10	Laughlin	Susan	Teacher-Grade 3	100%	50115	82,138	82,138	General
11	Fazzuoli	Richard	Teacher-Grade 5	100%	50115	78,303	81,898	General
12	Campo	Cara	Teacher-Grade 3	100%	50115	66,180	69,038	General
13	Stevens	Shannon	Teacher-Grade 2	100%	50115	66,180	69,038	General
14	Dayharsh	Jennifer	Teacher-Grade 3	100%	50115	66,180	69,038	General
15	Wright	Beth	Teacher-Kindergarten	100%	50115	63,334	66,180	General
16	Sirico-Alderman	Jamie	Teacher-Instruct. Coach Other	100%	50115	63,334	66,180	General
17	Pierce	Erika	Teacher-Special Ed K-8	100%	50115	63,334	66,180	General
18	Walton	Marcus	Teacher-Math Grade 5/8	100%	50115	63,334	66,180	General
19	Colon	James	Teacher-Social Studies Gr. 5/8	100%	50115	63,334	66,180	General
20	Garceau	Kaitlin	Teacher-Grade 2	100%	50115	63,334	66,180	General
21	Lawrence	Roberta	Teacher-Special Ed K-8	100%	50115	61,141	63,966	General
22	Seiden	Jennifer	Teacher-Kindergarten	100%	50115	60,919	63,334	General
23	Romano	Jacquelynn	Teacher-Music Grades K-8	100%	50115	60,919	63,334	General
24	Roberts	Alena	Teacher-Grade 5	100%	50115	58,523	60,919	General
25	Victory	Darcy	Teacher-Special Ed K-8	100%	50115	58,523	60,919	General
26	Lynch	Leah	Teacher-Grade 2	100%	50115	58,523	60,919	General
27	Tomaso	Charles	Building Manager	100%	50121	54,808	55,904	General
28	Gersch	Timothy	Teacher-Science	100%	50115	54,215	54,215	General
29	Beutel	Lori	Teacher-Grade 6	100%	50115	51,740	51,740	General
30	Giannattasio	Paul	Assistant Building Manager	100%	50121	48,836	49,813	General
31	Rolfe	Sarah	Teacher-Speech And Hearing	60%	50115	68,124	71,251	Special
32	Canino	Cheryl	Teacher-Integrated Lang. Arts	100%	50115	48,554	48,554	General
33	Defelice	Michael	Teacher-Physical Education	100%	50115	47,408	47,408	General
34	Cordell	Alyssa	Teacher-Art	100%	50115	47,408	47,408	General
35	Lehner	Allison	Teacher-Grade 5	100%	50115	45,357	45,357	General
36	Dicine	Megan	Teacher-Special Ed	100%	50115	45,357	45,357	General
37	Cantrell	Kimberly	Teacher-Special Ed	100%	50115	45,357	45,357	General
38	Huckabey	James	In House Suspension Worker	100%	50120	38,923	38,923	General
39	Golia	Gina	Head Teacher School Readiness	100%	50128	55,529	55,529	Special
40	Sullivan	Brenda	Head Teacher School Readiness	100%	50128	55,529	55,529	Special

Count	Last Name	First Name	Title	% At School	Object	Salary15-16	Salary 16-17	Fund Type
41	Tolson	Sheryl	Clerk Typist 10 Month Boe	100%	50124	37,423	37,423	General
42	Menafee-Hie	Tracey	School Security Officer 10 Mos	100%	50127	27,602	27,602	General
43	Delucia	Linda	Asst Teacher S/Ed Ages K-8	100%	50128	25,576	25,576	General
44	Estes	Colleen	Asst Teacher Kdg	100%	50128	32,998	32,998	Special
45	Palmieri	Laura	Cook/Lead	100%	50126	21,933	31,803	Food Service
46	O'Mara	Judith	Asst Teacher S/Ed Ages K-8	100%	50128	20,773	20,773	General
47	Burton	Shannon	Teacher-Art Grades K-8	40%	50115	20,696	20,696	General
48	Lowe	Tonika	Asst Teacher S/Ed Ages K-8	100%	50128	20,115	20,115	General
49	Russo	Cassandra	Asst Teacher School Readiness	100%	50128	28,204	28,204	Special
50	Steele	Kara	Asst Teacher Grade 1	100%	50128	19,451	19,451	General
51	Tracey	Tiffany	Asst Teacher Grade 1	100%	50128	28,204	28,204	Special
52	Van Elswyk	Jennifer	Asst Teacher School Readiness	100%	50128	28,204	28,204	Special
53	Bell	Cordell	Asst Teacher-Special Education	100%	50128	19,451	19,451	General
54	Esposito	Kim	General Worker	100%	50126	18,829	27,302	Food Service
55	Hall	Tashia	Asst Teacher S/Ed Ages K-8	100%	50128	18,793	18,793	General
56	Vaughn	Calvin	Asst Teacher-Special Education	100%	50128	18,793	18,793	General
57	Wallace-Howard	Hope	Drop Out Prevention (261 Days)	33%	50119	21,096	21,096	Special
58	Mcdermott	Idal	General Worker	100%	50126	12,280	17,806	Food Service
59	Feliciano	Yazmin	General Worker	100%	50126	12,280	17,806	Food Service

## Brennan-Rogers School

### General Fund Allocation

### Methodology

			Enrollment	x	Per Pupil
K-8 Base Student Funding	\$1,710,532	=	490	X	\$3,491
9-12 Base Student Funding	\$0	=	-	X	3,840
Family Income Based Funding	445,437	=	319	X	1,396
Student Mobility Funding	20,945	=	15	X	1,396
English Learners Funding	33,862	=	30	X	1,129
Special Education Funding	127,068	=	80	X	1,588
District-Directed Funds	-				
<b>Total General Funds Allocation</b>	<b>\$2,337,844</b>				
Proposed Interdistrict Allocation	\$0				
Staff Paid from Non-School Sources (ex. Special Funds, Itinerant)	1,863,849				
Year One - Phase in Adjustment	81,108				
Other Supplemental Funding	-				
Open Choice or Tuition if Applicable	14,400				
<b>Total FY17 Budget Allocation</b>	<b>\$4,297,201</b>				
Total Enrollment	531				
Budget Per Pupil	<b>\$8,093</b>				

Note: General Funding Enrollment is based on Resident K-12 Students.

ELL and Special Education Per Pupils are blended rates of multiple categories.

Brennan-Rogers School							Salary Totals:		
							FY 16	FY 17	
							\$ 4,080,667	\$ 4,158,979	
Count	Last Name	First Name	Title	% At School	ORG	Object	Salary15-16	Salary 16-17	Fund Type
1	Deblasio	Gail	Principal	100%	19044021	50113	\$ 138,382	\$ 144,306	General
2	Brunson	Monique	Assistant Principal	100%	19044021	50113	124,867	127,514	General
3	Leblanc	Barbara	Teacher-Literacy Coaching Spec	100%	25115678	50115	128,309	130,484	Special
4	Mayes	Tracey	Teacher-Instruct. Coach Math	100%	25315256	50115	124,375	126,550	Special
5	Thomas	Tara	Teacher-Grade 6	100%	19041021	50115	79,276	82,138	General
6	Greco	Jaime	Teacher-Grade 6	100%	25316160	50115	95,961	100,105	Special
7	Franco	Elizabeth	Teacher-Pre-K	100%	19041021	50115	66,180	69,038	General
8	Peterson	Tracy	Teacher-Mag.Res.-Elementary	100%	25486084	50115	91,834	95,961	Special
9	Susi	Ashley	Teacher-Special Ed K-8	100%	19049021	50115	63,334	66,180	General
10	Averna	Barbara	Teacher-Grade 1	100%	19042021	50115	63,334	66,180	General
11	Penta	Kristen	Teacher-School Social Worker	100%	19049321	50115	63,513	65,935	General
12	Santell	Ronada	Teacher-Integrated Lang. Arts	100%	19041321	50115	60,919	63,334	General
13	Constantinople	Florence	Teacher-Integrated Lang. Arts	100%	19042021	50115	58,801	58,801	General
14	Melillo	Katherine	Teacher-School Psychologist	90%	19049198	50115	55,012	57,162	General
15	Ventura	Heather	Teacher-Grade 1	100%	19041021	50115	56,199	56,199	General
16	Menta	Colby	Teacher-School Social Worker	100%	19049331	50115	56,199	56,199	General
17	Jackson	Victor	Building Manager	100%	19047421	50121	54,808	55,904	General
18	Barham	Lamont	Building Manager	100%	19047421	50121	54,808	55,904	General
19	Duhaney	Sandra	Drug Education Prevention Work	100%	25795319	50135	78,896	78,896	Special
20	Vitello	Joseph	Teacher-Grade 5	100%	19041021	50115	53,938	53,938	General
21	Raiford	Tamara	Teacher-Grade 3	100%	19041021	50115	51,745	51,745	General
22	Frost	Janita	Teacher-Grade 1	100%	19041021	50115	51,745	51,745	General
23	Pitkin	Jessica	Teacher-Grade 2	0%	19041021	50115	51,740	51,740	General
24	Romano	Kristen	Teacher-Kindergarten	100%	19041021	50115	51,740	51,740	General
25	Cyr	Daron	Teacher-Kindergarten	100%	19041021	50115	51,740	51,740	General
26	Rascati	Erica	Teacher-Kindergarten	100%	19041021	50115	51,740	51,740	General
27	Mccoart	Stacey	Teacher-Special Ed K-8	100%	19049021	50115	51,740	51,740	General
28	Riolino	Maria	Teacher-Grade 5	100%	19041021	50115	51,740	51,740	General
29	Merritt	Bryan	Teacher-Social Studies Gr. 5/8	100%	19041521	50115	51,740	51,740	General
30	Kochan	Kelly	Teacher-Science	100%	19041421	50115	51,740	51,740	General

Brennan-Rogers School							Salary Totals:		
							FY 16	FY 17	
							\$ 4,080,667	\$ 4,158,979	
Count	Last Name	First Name	Title	% At School	ORG	Object	Salary15-16	Salary 16-17	Fund Type
31	Iacovo	Lauren	Teacher-Grade 2	100%	19041021	50115	51,740	51,740	General
32	Kazakewich	Kristin	Teacher-Grade 2	100%	19041021	50115	51,740	51,740	General
33	Borino	Nicole	Teacher-Grade 3	100%	19041021	50115	51,740	51,740	General
34	Pitkin	Jessica	Teacher-Grade 3	100%	19041021	0%	51,740	51,740	General
35	Naylor	Andrew	Assistant Building Manager	100%	19047421	50121	48,836	49,813	General
36	Morgillo	Joseph	Assistant Building Manager	100%	19047421	50121	48,836	49,813	General
37	Brown	Benjamin	Teacher-Integrated Lang. Arts	100%	19041321	50115	49,601	49,601	General
38	Hintz	Tracy	Teacher-Lib/Media Specialist	100%	19042021	50115	49,601	49,601	General
39	Fitzgerald	Erica	Teacher-Grade 4	100%	19041021	50115	49,601	49,601	General
40	Kroopneck	Marina	Teacher-Mathematics	100%	19041121	50115	49,601	49,601	General
41	Riccitelli	James	Teacher-Phys. Ed Grades K-8	100%	19040321	50115	49,546	49,546	General
42	Summers	Jeffrey	Teacher-Art Grades K-8	100%	19042121	50115	49,546	49,546	General
43	Katz	Melissa	Teacher-Grade 3	100%	19041021	50115	47,551	47,551	General
44	Tracey	Kelly	Teacher-Special Ed	100%	19049021	50115	47,551	47,551	General
45	Dessureau	Erin	Teacher-Special Ed	100%	19049021	50115	47,551	47,551	General
46	Trochsler	Jessica	Teacher-Special Ed K-8	100%	19049021	50115	47,408	47,408	General
47	Maldonado	Alyssa	Teacher-Pre K-3	100%	19041021	50115	47,408	47,408	General
48	Fargeorge	Thomas	Teacher-Grade 6	100%	19041021	50115	45,953	45,953	General
49	Daley	Lesha	Teacher-Grade 4	100%	19041021	50115	45,953	45,953	General
50	Zoufaly	Amelia	Teacher-Grade 4	100%	19041021	50115	45,953	45,953	General
51	Milliken	Katelyn	Teacher-Music	100%	19042221	50115	45,953	45,953	General
52	Rowe	Monica	Teacher-Special Ed K-8	100%	19049021	50115	43,759	45,357	General
53	Dydyn	Joshua	Teacher-Physical Education	100%	19040321	50115	45,357	45,357	General
54	Caputo	Nicole	Teacher-Special Ed K-8	100%	19049021	50115	43,759	43,759	General
55	Gay	Lensley	Site Coordinator	100%	25235213	50135	56,475	56,475	Special
56	Lawton	Celestine	Clerk Typist 12 Months Boe	100%	19041021	50124	37,883	37,883	General
57	Wright	Denise	Clerk Typist 10 Month Boe	100%	19041021	50124	31,570	31,570	General
58	Campbell	David	Teacher-Music	60%	19042298	50115	28,445	28,445	General
59	Richardson	Anthony	School Security Officer 10 Mos	100%	19047321	50127	27,602	27,602	General
60	Van Wie	Sharon	Asst Teacher Grade 2	100%	19049021	50128	25,576	25,576	General
61	Morton	Wanda	Asst Teacher S/Ed Ages K-8	100%	19049021	50128	25,576	25,576	General
62	Mickelson	Rebecca	Teacher-Art	40%	19042198	50115	22,480	22,480	General
63	Rosadini	Deborah	Asst Teacher-Special Education	100%	19049021	50128	22,093	22,093	General
64	Soto	Ana	Teacher-School Social Worker	40%	19049398	50115	21,737	21,737	General
65	Williams	Patricia	Asst Teacher S/Ed Ages K-8	100%	19049021	50128	21,430	21,430	General
66	Abdus-Sabur	Khaliah	Asst Teacher Grade 1	100%	25795319	50128	29,167	29,167	Special
67	Winfrey	Aliecia	Asst Teacher Kdg	100%	25315256	50128	29,167	29,167	Special
68	Baldino	Robin	Asst Teacher Kdg	100%	25315256	50128	29,167	29,167	Special
69	Torres	Ivonne	Asst Teacher Pre-K	100%	19041021	50128	20,115	20,115	General
70	Giordano	Joy	Asst Teacher Pre-K	100%	19041021	50128	20,115	20,115	General
71	Gambardella	Victoria	Asst Teacher S/Ed Ages K-8	100%	19049821	50128	20,115	20,115	General
72	Walters	Mary	Asst Teacher S/Ed Ages K-8	100%	25045034	50128	29,167	29,167	Special
73	Counsel	Phillip	Asst Teacher S/Ed Ages K-8	100%	19049021	50128	20,115	20,115	General
74	Smith	Vencella	Cook/Lead	100%	25215200	50126	20,026	29,038	Food Service
75	Papa	Charlotte	Teacher-Guidance Counselor	40%	19046198	50115	19,840	19,840	General
76	Higgins	Courtney	Asst Teacher S/Ed Ages K-8	100%	19049021	50128	19,451	19,451	General
77	Ballard	Cynthia	Asst Teacher Grade 1	100%	19041021	50128	19,451	19,451	General
78	Franco	Wendy	Asst Teacher Grade 1	100%	25315256	50128	28,204	28,204	Special
79	Brevard	Janice	Asst Teacher Pre-School	100%	19041021	50128	19,451	19,451	General
80	Gray	Destiny	Asst Teacher S/Ed Ages K-8	100%	19049021	50128	19,451	19,451	General
81	Cothran	Karen	Cook/Lead	100%	25215200	50126	19,072	27,654	Food Service
82	Wiggins	Chrystal	Asst Teacher S/Ed Ages K-8	100%	19049021	50128	18,793	18,793	General
83	Perkins	Dorothy	General Worker	100%	25215200	50126	15,554	22,553	Food Service
84	Gary	Larrisha	General Worker	100%	25215200	50126	10,643	15,432	Food Service
85	Slade	Reginald	Drop Out Prevention (261 Days)	20%	25795319	50119	12,670	12,670	Special
86	Myrick	Jamarr	Drop Out Prevention (261 Days)	20%	25315167	50119	11,708	11,708	Special
87	Farrow	Natalie	Parent Liaison Worker	20%	25315253	50128	7,417	7,417	Special
88	Pham	Ngoc Thuy T	Teacher-School Social Worker	60%	19049398	50115	78,303	81,898	General

## Brennan-Rogers School

### Full-Time Salaries

General Fund and Interdistrict Salaries	\$3,299,164
Special Funds Actual + Benefits	765,137
Food Service	94,678
<b>Total Salaries</b>	<b>\$4,158,979</b>

Non-Personel (Supplies, Materials, etc.)	136,520
Part-Time	42,256
<b>Total Budget</b>	<b>\$4,337,755</b>

Total Enrollment	531
Budget Per Pupil	<b>\$8,169</b>

Count	Last Name	First Name	Title	% At School	Object	Salary Totals:		Fund Type
						FY 16 \$ 4,080,667	FY 17 \$ 4,158,979	
1	Deblasio	Gail	Principal	100%	50113	\$ 138,382	\$ 144,306	General
2	Brunson	Monique	Assistant Principal	100%	50113	124,867	127,514	General
3	Leblanc	Barbara	Teacher-Literacy Coaching Spec	100%	50115	128,309	130,484	Special
4	Mayes	Tracey	Teacher-Instruct. Coach Math	100%	50115	124,375	126,550	Special
5	Thomas	Tara	Teacher-Grade 6	100%	50115	79,276	82,138	General
6	Greco	Jaime	Teacher-Grade 6	100%	50115	95,961	100,105	Special
7	Franco	Elizabeth	Teacher-Pre-K	100%	50115	66,180	69,038	General
8	Peterson	Tracy	Teacher-Mag.Res.-Elementary	100%	50115	91,834	95,961	Special
9	Susi	Ashley	Teacher-Special Ed K-8	100%	50115	63,334	66,180	General
10	Averna	Barbara	Teacher-Grade 1	100%	50115	63,334	66,180	General
11	Penta	Kristen	Teacher-School Social Worker	100%	50115	63,513	65,935	General
12	Santell	Ronada	Teacher-Integrated Lang. Arts	100%	50115	60,919	63,334	General
13	Constantinople	Florence	Teacher-Integrated Lang. Arts	100%	50115	58,801	58,801	General
14	Melillo	Katherine	Teacher-School Psychologist	90%	50115	55,012	57,162	General
15	Ventura	Heather	Teacher-Grade 1	100%	50115	56,199	56,199	General
16	Menta	Colby	Teacher-School Social Worker	100%	50115	56,199	56,199	General
17	Jackson	Victor	Building Manager	100%	50121	54,808	55,904	General
18	Barham	Lamont	Building Manager	100%	50121	54,808	55,904	General
19	Duhaney	Sandra	Drug Education Prevention Work	100%	50135	78,896	78,896	Special
20	Vitello	Joseph	Teacher-Grade 5	100%	50115	53,938	53,938	General
21	Raiford	Tamara	Teacher-Grade 3	100%	50115	51,745	51,745	General
22	Frost	Janita	Teacher-Grade 1	100%	50115	51,745	51,745	General
23	Pitkin	Jessica	Teacher-Grade 2	0%	50115	51,740	51,740	General
24	Romano	Kristen	Teacher-Kindergarten	100%	50115	51,740	51,740	General
25	Cyr	Daron	Teacher-Kindergarten	100%	50115	51,740	51,740	General
26	Rascati	Erica	Teacher-Kindergarten	100%	50115	51,740	51,740	General
27	Mccoart	Stacey	Teacher-Special Ed K-8	100%	50115	51,740	51,740	General
28	Riolino	Maria	Teacher-Grade 5	100%	50115	51,740	51,740	General
29	Merritt	Bryan	Teacher-Social Studies Gr. 5/8	100%	50115	51,740	51,740	General
30	Kochan	Kelly	Teacher-Science	100%	50115	51,740	51,740	General
31	Iacovo	Lauren	Teacher-Grade 2	100%	50115	51,740	51,740	General
32	Kazakewich	Kristin	Teacher-Grade 2	100%	50115	51,740	51,740	General
33	Borino	Nicole	Teacher-Grade 3	100%	50115	51,740	51,740	General
34	Pitkin	Jessica	Teacher-Grade 3	100%	0%	51,740	51,740	General
35	Naylor	Andrew	Assistant Building Manager	100%	50121	48,836	49,813	General
36	Morgillo	Joseph	Assistant Building Manager	100%	50121	48,836	49,813	General
37	Brown	Benjamin	Teacher-Integrated Lang. Arts	100%	50115	49,601	49,601	General
38	Hintz	Tracy	Teacher-Lib/Media Specialist	100%	50115	49,601	49,601	General
39	Fitzgerald	Erica	Teacher-Grade 4	100%	50115	49,601	49,601	General
40	Kroopneck	Marina	Teacher-Mathematics	100%	50115	49,601	49,601	General

Count	Last Name	First Name	Title	% At School	Object	Salary15-16	Salary 16-17	Fund Type
41	Riccitelli	James	Teacher-Phys. Ed Grades K-8	100%	50115	49,546	49,546	General
42	Summers	Jeffrey	Teacher-Art Grades K-8	100%	50115	49,546	49,546	General
43	Katz	Melissa	Teacher-Grade 3	100%	50115	47,551	47,551	General
44	Tracey	Kelly	Teacher-Special Ed	100%	50115	47,551	47,551	General
45	Dessureau	Erin	Teacher-Special Ed	100%	50115	47,551	47,551	General
46	Trochsler	Jessica	Teacher-Special Ed K-8	100%	50115	47,408	47,408	General
47	Maldonado	Alyssa	Teacher-Pre K-3	100%	50115	47,408	47,408	General
48	Fargeorge	Thomas	Teacher-Grade 6	100%	50115	45,953	45,953	General
49	Daley	Leshia	Teacher-Grade 4	100%	50115	45,953	45,953	General
50	Zoufaly	Amelia	Teacher-Grade 4	100%	50115	45,953	45,953	General
51	Milliken	Katelyn	Teacher-Music	100%	50115	45,953	45,953	General
52	Rowe	Monica	Teacher-Special Ed K-8	100%	50115	43,759	45,357	General
53	Dydynd	Joshua	Teacher-Physical Education	100%	50115	45,357	45,357	General
54	Caputo	Nicole	Teacher-Special Ed K-8	100%	50115	43,759	43,759	General
55	Gay	Lensley	Site Coordinator	100%	50135	56,475	56,475	Special
56	Lawton	Celestine	Clerk Typist 12 Months Boe	100%	50124	37,883	37,883	General
57	Wright	Denise	Clerk Typist 10 Month Boe	100%	50124	31,570	31,570	General
58	Campbell	David	Teacher-Music	60%	50115	28,445	28,445	General
59	Richardson	Anthony	School Security Officer 10 Mos	100%	50127	27,602	27,602	General
60	Van Wie	Sharon	Asst Teacher Grade 2	100%	50128	25,576	25,576	General
61	Morton	Wanda	Asst Teacher S/Ed Ages K-8	100%	50128	25,576	25,576	General
62	Mickelson	Rebecca	Teacher-Art	40%	50115	22,480	22,480	General
63	Rosadini	Deborah	Asst Teacher-Special Education	100%	50128	22,093	22,093	General
64	Soto	Ana	Teacher-School Social Worker	40%	50115	21,737	21,737	General
65	Williams	Patricia	Asst Teacher S/Ed Ages K-8	100%	50128	21,430	21,430	General
66	Abdus-Sabur	Khaliah	Asst Teacher Grade 1	100%	50128	29,167	29,167	Special
67	Winfrey	Aliecia	Asst Teacher Kdg	100%	50128	29,167	29,167	Special
68	Baldino	Robin	Asst Teacher Kdg	100%	50128	29,167	29,167	Special
69	Torres	Ivonne	Asst Teacher Pre-K	100%	50128	20,115	20,115	General
70	Giordano	Joy	Asst Teacher Pre-K	100%	50128	20,115	20,115	General
71	Gambardella	Victoria	Asst Teacher S/Ed Ages K-8	100%	50128	20,115	20,115	General
72	Walters	Mary	Asst Teacher S/Ed Ages K-8	100%	50128	29,167	29,167	Special
73	Counsel	Phillip	Asst Teacher S/Ed Ages K-8	100%	50128	20,115	20,115	General
74	Smith	Vencella	Cook/Lead	100%	50126	20,026	29,038	Food Service
75	Papa	Charlotte	Teacher-Guidance Counselor	40%	50115	19,840	19,840	General
76	Higgins	Courtney	Asst Teacher S/Ed Ages K-8	100%	50128	19,451	19,451	General
77	Ballard	Cynthia	Asst Teacher Grade 1	100%	50128	19,451	19,451	General
78	Franco	Wendy	Asst Teacher Grade 1	100%	50128	28,204	28,204	Special
79	Brevard	Janice	Asst Teacher Pre-School	100%	50128	19,451	19,451	General
80	Gray	Destiny	Asst Teacher S/Ed Ages K-8	100%	50128	19,451	19,451	General
81	Cothran	Karen	Cook/Lead	100%	50126	19,072	27,654	Food Service
82	Wiggins	Chrystal	Asst Teacher S/Ed Ages K-8	100%	50128	18,793	18,793	General
83	Perkins	Dorothy	General Worker	100%	50126	15,554	22,553	Food Service
84	Gary	Larrisha	General Worker	100%	50126	10,643	15,432	Food Service
85	Slade	Reginald	Drop Out Prevention (261 Days)	20%	50119	12,670	12,670	Special
86	Myrick	Jamarr	Drop Out Prevention (261 Days)	20%	50119	11,708	11,708	Special
87	Farrow	Natalie	Parent Liaison Worker	20%	50128	7,417	7,417	Special
88	Pham	Ngoc Thuy T	Teacher-School Social Worker	60%	50115	78,303	81,898	General



### Celentano School

#### General Fund Allocation

#### Methodology

			Enrollment	x	Per Pupil
K-8 Base Student Funding	\$1,570,897	=	450	X	\$3,491
9-12 Base Student Funding	\$0	=	-	X	3,840
Family Income Based Funding	300,216	=	215	X	1,396
Student Mobility Funding	20,945	=	15	X	1,396
English Learners Funding	39,447	=	31	X	1,272
Special Education Funding	86,574	=	56	X	1,546
District-Directed Funds	-				
<b>Total General Funds Allocation</b>	<b>\$2,018,079</b>				
Proposed Interdistrict Allocation	\$0				
Staff Paid from Non-School Sources (ex. Special Funds, Itinerant)	1,557,173				
Year One - Phase in Adjustment	(34,416)				
Other Supplemental Funding	-				
Open Choice or Tuition if Applicable	124,800				
<b>Total FY17 Budget Allocation</b>	<b>\$3,665,637</b>				
Total Enrollment	491				
Budget Per Pupil	<b>\$7,466</b>				

Note: General Funding Enrollment is based on Resident K-12 Students.

ELL and Special Education Per Pupils are blended rates of multiple categories.

Celentano School							Salary Totals:		
							FY 16	FY 17	
							\$ 3,470,635	\$ 3,565,583	
Count	Last Name	First Name	Title	% At School	ORG	Object	Salary15-16	Salary 16-17	Fund Type
1	Redd Hannans	Keisha	Principal	100%	19044048	50113	\$ 140,447	\$ 143,441	General
2	Jenkins	Jennifer	Assistant Principal	100%	19044048	50113	114,738	119,313	General
3	Osei Holden	Nikkina	Teacher-School Social Worker	100%	19049348	50115	84,851	89,989	General
4	Aube	Susan	Teacher-Kindergarten	100%	25795319	50115	128,309	130,484	Special
5	Freeman	Gail	Teacher-Science	100%	19041448	50115	88,489	89,989	General
6	Johnson	Donna	Teacher-Music Grades K-8	100%	19042248	50115	86,526	87,276	General
7	Smith	Creola	Teacher-Instruct. Coach Math	100%	25315256	50115	124,375	126,550	Special
8	Thigpen	Melodie	Teacher-Special Ed	100%	19049048	50115	82,138	87,276	General
9	Colantonio	Margaret	Teacher-Special Ed K-8	100%	19049748	50115	86,526	87,276	General
10	Lathrop	Paula	Teacher-Pre-K	100%	19041048	50115	85,776	87,276	General
11	O'Connor	Cathlin	Teacher-Grade 5-6	100%	19041048	50115	82,138	87,276	General
12	Sodano-Richards	Verna	Teacher-Grade 6	100%	19042648	50115	78,804	82,511	General
13	Minnella	David	Teacher-Music Grades K-8	100%	19042248	50115	79,276	82,138	General
14	McNulty	Karen	Teacher-Instruc. Coach Literac	100%	25115678	50115	114,950	119,100	Special
15	Mcdermott	Sheila	Teacher-Grade 4	100%	19041048	50115	71,933	75,605	General
16	Festa	Megan	Teacher-Grade 4	100%	19041048	50115	66,180	69,038	General
17	Eaton	Jasmine	Teacher-Mathematics	100%	25486084	50115	91,834	95,961	Special
18	Scarinci	Angela	Teacher-Grade 3	100%	19041048	50115	63,334	66,180	General
19	Lombardi	Marisa	Teacher-Pre-K	100%	19041048	50115	61,141	63,966	General
20	Mulligan	Ashley	Teacher-Science	100%	19041448	50115	61,141	63,966	General
21	Charles	Sandra	Teacher-Special Ed K-8	100%	19049048	50115	58,523	60,919	General
22	Hayes	Ashley	Teacher-Magnet Sch. Resource	100%	25176122	50115	81,677	85,143	Special
23	Bontatibus	John	Building Manager	100%	19047448	50121	54,808	55,904	General
24	Malkin	Linda	Teacher-Magnet Sch. Resource	100%	25176122	50115	78,796	78,796	Special
25	Urbano	Colette	Teacher-Guidance Counselor	100%	19042048	50115	54,342	54,342	General
26	Seco	Danielle	Teacher-School Psychologist	100%	19049148	50115	54,342	54,342	General
27	Holzbar	Frances	Teacher-Kindergarten	100%	25795319	50115	75,030	75,030	Special
28	Galardi	Michelle	Teacher-Grade 2	100%	19041048	50115	51,745	51,745	General
29	Sykes	John	Teacher-Art Grades K-8	100%	19042148	50115	51,745	51,745	General
30	Kelly	Carol	Teacher-Integrated Lang. Arts	100%	19041648	50115	51,740	51,740	General



## Celentano School

### Full-Time Salaries

General Fund and Interdistrict Salaries	\$2,669,054
Special Funds Actual + Benefits	822,984
Food Service	73,545
<b>Total Salaries</b>	<b>\$3,565,583</b>

Non-Personel (Supplies, Materials, etc.)	53,019
Part-Time	29,827
<b>Total Budget</b>	<b>\$3,648,429</b>

Total Enrollment	491
Budget Per Pupil	<b>\$7,431</b>

Count	Last Name	First Name	Title	% At School	Object	Salary Totals:		Fund Type
						FY 16 \$ 3,470,635	FY 17 \$ 3,565,583	
						Salary15-16	Salary 16-17	
1	Redd Hannans	Keisha	Principal	100%	50113	\$ 140,447	\$ 143,441	General
2	Jenkins	Jennifer	Assistant Principal	100%	50113	114,738	119,313	General
3	Osei Holden	Nikkina	Teacher-School Social Worker	100%	50115	84,851	89,989	General
4	Aube	Susan	Teacher-Kindergarten	100%	50115	128,309	130,484	Special
5	Freeman	Gail	Teacher-Science	100%	50115	88,489	89,989	General
6	Johnson	Donna	Teacher-Music Grades K-8	100%	50115	86,526	87,276	General
7	Smith	Creola	Teacher-Instruct. Coach Math	100%	50115	124,375	126,550	Special
8	Thigpen	Melodie	Teacher-Special Ed	100%	50115	82,138	87,276	General
9	Colantonio	Margaret	Teacher-Special Ed K-8	100%	50115	86,526	87,276	General
10	Lathrop	Paula	Teacher-Pre-K	100%	50115	85,776	87,276	General
11	O'Connor	Cathlin	Teacher-Grade 5-6	100%	50115	82,138	87,276	General
12	Sodano-Richards	Verna	Teacher-Grade 6	100%	50115	78,804	82,511	General
13	Minnella	David	Teacher-Music Grades K-8	100%	50115	79,276	82,138	General
14	McNulty	Karen	Teacher-Instruc. Coach Literac	100%	50115	114,950	119,100	Special
15	Medermott	Sheila	Teacher-Grade 4	100%	50115	71,933	75,605	General
16	Festa	Megan	Teacher-Grade 4	100%	50115	66,180	69,038	General
17	Eaton	Jasmine	Teacher-Mathematics	100%	50115	91,834	95,961	Special
18	Scarinci	Angela	Teacher-Grade 3	100%	50115	63,334	66,180	General
19	Lombardi	Marisa	Teacher-Pre-K	100%	50115	61,141	63,966	General
20	Mulligan	Ashley	Teacher-Science	100%	50115	61,141	63,966	General
21	Charles	Sandra	Teacher-Special Ed K-8	100%	50115	58,523	60,919	General
22	Hayes	Ashley	Teacher-Magnet Sch. Resource	100%	50115	81,677	85,143	Special
23	Bontatibus	John	Building Manager	100%	50121	54,808	55,904	General
24	Malkin	Linda	Teacher-Magnet Sch. Resource	100%	50115	78,796	78,796	Special
25	Urbano	Colette	Teacher-Guidance Counselor	100%	50115	54,342	54,342	General
26	Seco	Danielle	Teacher-School Psychologist	100%	50115	54,342	54,342	General
27	Holzbar	Frances	Teacher-Kindergarten	100%	50115	75,030	75,030	Special
28	Galardi	Michelle	Teacher-Grade 2	100%	50115	51,745	51,745	General
29	Sykes	John	Teacher-Art Grades K-8	100%	50115	51,745	51,745	General
30	Kelly	Carol	Teacher-Integrated Lang. Arts	100%	50115	51,740	51,740	General
31	Karkos	Matthew	Teacher-Special Ed	100%	50115	51,740	51,740	General
32	Mineo	Alexa	Teacher-Special Ed	100%	50115	51,740	51,740	General
33	Rank	Eric	Teacher-Grade 3	100%	50115	51,740	51,740	General
34	Acosta	Melissa	Teacher-Grade 1	100%	50115	51,740	51,740	General
35	Tate	James	Assistant Building Manager	100%	50121	48,836	49,813	General
36	Alvarez	Michael	Teacher-Grade 6	100%	50115	49,601	49,601	General
37	Piscitelli	Michael	Teacher-Physical Education	100%	50115	49,546	49,546	General
38	Jacob	Nicole	Teacher-Grade 2	100%	50115	49,546	49,546	General
39	Evans	Breanna	Teacher-Grade 6	100%	50115	49,546	49,546	General
40	Martins	Annalisa	Teacher-Grade 1	100%	50115	49,546	49,546	General



## Clemente Leadership Academy

### General Fund Allocation

### Methodology

Enrollment x Per Pupil

K-8 Base Student Funding	\$1,906,022	=	546	X	\$3,491
9-12 Base Student Funding	\$0	=	-	X	3,840
Family Income Based Funding	504,083	=	361	X	1,396
Student Mobility Funding	68,421	=	49	X	1,396
English Learners Funding	122,879	=	108	X	1,138
Special Education Funding	93,556	=	66	X	1,418
District-Directed Funds	-				
<b>Total General Funds Allocation</b>	<b>\$2,694,961</b>				
Proposed Interdistrict Allocation	\$0				
Staff Paid from Non-School Sources (ex. Special Funds, Itinerant)	1,490,800				
Year One - Phase in Adjustment	(271,808)				
Other Supplemental Funding	-				
Open Choice or Tuition if Applicable	-				
<b>Total FY17 Budget Allocation</b>	<b>\$3,913,953</b>				
Total Enrollment	546				
Budget Per Pupil	<b>\$7,168</b>				

Note: General Funding Enrollment is based on Resident K-12 Students.

ELL and Special Education Per Pupils are blended rates of multiple categories.

Clemente Leadership Academy							Salary Totals:		
							FY 16	FY 17	
							\$ 3,550,178	\$ 3,652,279	
Count	Last Name	First Name	Title	% At School	ORG	Object	Salary15-16	Salary 16-17	Fund Type
1	Franco	Pamela	Principal	100%	19044042	50113	\$ 135,062	\$ 140,388	General
2	Collis	Alison	Coordinator	100%	19044042	50112	105,551	109,774	General
3	Daniley	Kimberly	Coordinator	100%	25316161	50113	150,156	156,280	Special
4	Scaccia	Christine	Teacher-Guidance Counselor	100%	19042042	50115	79,276	82,138	General
5	Perez	Julissa	Teacher-School Social Worker	100%	19049342	50115	78,303	81,898	General
6	Griffin	Sean	Teacher-Integrated Lang. Arts	100%	19041642	50115	75,605	75,605	General
7	Jefferson	Vivian	Teacher-Phys. Ed Grades K-8	100%	19040342	50115	66,803	69,676	General
8	Durand	Robert	Teacher-Instruct. Coach Math	100%	25315256	50115	95,606	99,775	Special
9	Wichman	Heather	Teacher-Special Ed	100%	19065300	50115	63,513	68,810	General
10	Quinn	Karen	Teacher-Lib/Media Specialist	100%	19042042	50115	63,334	66,180	General
11	Caraglier	Adrianna	Teacher-Grade 4	100%	19041042	50115	63,334	66,180	General
12	Cuticello	Cara	Teacher-Instruc. Coach Literac	100%	25315256	50115	92,094	95,606	Special
13	Doyle	Christie	Teacher-History/Social Studies	100%	19041542	50115	63,513	65,935	General
14	Longley	Tara	Teacher-Kindergarten	100%	19041042	50115	61,141	63,966	General
15	Lorde	Karen	Teacher-Climate Specialist	100%	25316161	50115	88,630	92,094	Special
16	Savo-Brockett	Jaime	Teacher-Tesol	100%	19041242	50115	60,919	63,334	General
17	Rosengrant	Elise	Teacher-Reading	100%	25286204	50115	88,333	91,834	Special
18	Melton	Ericka	Teacher-Reading	100%	25286204	50115	84,858	88,333	Special
19	Dahlin	Christine	Teacher-Grade 5	100%	19041042	50115	58,523	60,919	General
20	Martikainen	Sarah	Teacher-Grade 1	100%	19041042	50115	58,523	60,919	General
21	Ugolik	Melissa	Teacher-Grade 2	100%	19041042	50115	56,199	56,199	General
22	James	Scott	Teacher-Special Ed K-8	100%	19049042	50115	56,199	56,199	General
23	Seaman	Abbey	Teacher-Grade 1	100%	19041042	50115	56,199	56,199	General
24	Means	Darnell	Building Manager	100%	19047442	50121	54,808	55,904	General
25	Pacelli	Stephanie	Teacher-Grade 5	100%	19041042	50115	54,342	54,342	General
26	Valente	Nicole	Teacher-Kindergarten	100%	19041042	50115	51,740	51,740	General
27	Panaroni	Sarah	Teacher-Grade 6	100%	19041042	50115	51,740	51,740	General
28	Hicks	Daniel	Teacher-Grade 6	100%	19041042	50115	51,740	51,740	General
29	Yoga	Sally	Teacher-Special Ed K-8	100%	19049042	50115	51,740	51,740	General
30	Whelan	Sean	Teacher-Special Ed	100%	19049042	50115	51,740	51,740	General



## Clemente Leadership Academy

### Full-Time Salaries

General Fund and Interdistrict Salaries	\$2,627,480
Special Funds Actual + Benefits	929,257
Food Service	95,542
<b>Total Salaries</b>	<b>\$3,652,279</b>

Non-Personel (Supplies, Materials, etc.)	81,029
Part-Time	44,741
<b>Total Budget</b>	<b>\$3,778,049</b>

Total Enrollment	546
Budget Per Pupil	<b>\$6,920</b>

Count	Last Name	First Name	Title	% At School	Object	Salary Totals:		Fund Type
						FY 16 \$ 3,550,178	FY 17 \$ 3,652,279	
1	Franco	Pamela	Principal	100%	50113	\$ 135,062	\$ 140,388	General
2	Collis	Alison	Coordinator	100%	50112	105,551	109,774	General
3	Daniley	Kimberly	Coordinator	100%	50113	150,156	156,280	Special
4	Scaccia	Christine	Teacher-Guidance Counselor	100%	50115	79,276	82,138	General
5	Perez	Julissa	Teacher-School Social Worker	100%	50115	78,303	81,898	General
6	Griffin	Sean	Teacher-Integrated Lang. Arts	100%	50115	75,605	75,605	General
7	Jefferson	Vivian	Teacher-Phys. Ed Grades K-8	100%	50115	66,803	69,676	General
8	Durand	Robert	Teacher-Instruc. Coach Math	100%	50115	95,606	99,775	Special
9	Wichman	Heather	Teacher-Special Ed	100%	50115	63,513	68,810	General
10	Quinn	Karen	Teacher-Lib/Media Specialist	100%	50115	63,334	66,180	General
11	Caraglor	Adrianna	Teacher-Grade 4	100%	50115	63,334	66,180	General
12	Cuticello	Cara	Teacher-Instruc. Coach Literac	100%	50115	92,094	95,606	Special
13	Doyle	Christie	Teacher-History/Social Studies	100%	50115	63,513	65,935	General
14	Longley	Tara	Teacher-Kindergarten	100%	50115	61,141	63,966	General
15	Lorde	Karen	Teacher-Climate Specialist	100%	50115	88,630	92,094	Special
16	Savo-Brockett	Jaime	Teacher-Tesol	100%	50115	60,919	63,334	General
17	Rosengrant	Elise	Teacher-Reading	100%	50115	88,333	91,834	Special
18	Melton	Ericka	Teacher-Reading	100%	50115	84,858	88,333	Special
19	Dahlin	Christine	Teacher-Grade 5	100%	50115	58,523	60,919	General
20	Martikainen	Sarah	Teacher-Grade 1	100%	50115	58,523	60,919	General
21	Ugolik	Melissa	Teacher-Grade 2	100%	50115	56,199	56,199	General
22	James	Scott	Teacher-Special Ed K-8	100%	50115	56,199	56,199	General
23	Seaman	Abbey	Teacher-Grade 1	100%	50115	56,199	56,199	General
24	Means	Darnell	Building Manager	100%	50121	54,808	55,904	General
25	Pacelli	Stephanie	Teacher-Grade 5	100%	50115	54,342	54,342	General
26	Valente	Nicole	Teacher-Kindergarten	100%	50115	51,740	51,740	General
27	Panaroni	Sarah	Teacher-Grade 6	100%	50115	51,740	51,740	General
28	Hicks	Daniel	Teacher-Grade 6	100%	50115	51,740	51,740	General
29	Yoga	Sally	Teacher-Special Ed K-8	100%	50115	51,740	51,740	General
30	Whelan	Sean	Teacher-Special Ed	100%	50115	51,740	51,740	General
31	Meehan	Joan Marie	Teacher-Co-Teacher Elementary	100%	50115	75,023	75,023	Special
32	Johnson	Shaunquetta	Teacher-Grade 2	100%	50115	51,740	51,740	General
33	Mcmenamey	Kelly Anne	Teacher-Grade 5	100%	50115	49,601	49,601	General
34	Vena	Megan	Teacher-Grade 3	100%	50115	49,601	49,601	General
35	Prusinki	Kristine	Teacher-Grade 1	100%	50115	49,601	49,601	General
36	Coleman	Ronald	Teacher-Math Grade 5/8	100%	50115	49,546	49,546	General
37	Spreng	Larissa	Teacher-Science Grades 5/8	100%	50115	49,546	49,546	General
38	Ruotolo	Carina	Teacher-Art Grades K-8	100%	50115	49,546	49,546	General
39	Celestino	Andre	Teacher-Grade 4	0%	50115	68,949	68,949	Special
40	Dalsania	Chandani	Teacher-Grade 6	100%	50115	45,953	47,551	General

Count	Last Name	First Name	Title	% At School	Object	Salary15-16	Salary 16-17	Fund Type
41	Harris	Casey	Teacher-Special Ed	100%	50115	47,551	47,551	General
42	Perone	Carla	Teacher-Grade 2	100%	50115	47,551	47,551	General
43	Hailey	Taji	Teacher-Integrated Lang. Arts	0%	50115	45,953	45,953	General
44	Hailey	Taji	Teacher-Integrated Lang. Arts	100%	50115	45,953	45,953	General
45	Vieira	Alexis	Teacher-Grade 3	100%	50115	43,759	45,357	General
46	Zdravec	Ashley	Teacher-Music	100%	50115	45,357	45,357	General
47	Massey	Joseph	Teacher-Music	100%	50115	45,357	45,357	General
48	Martinez	Justine	Teacher-Bilingual Grade 5-6	100%	50115	43,759	43,759	General
49	Wadley	Cynthia	Clerk Typist 12 Months Boe	100%	50124	40,373	40,373	General
50	Shaver	Amy	Teacher-Speech And Hearing	50%	50115	34,405	35,847	General
51	Mesa	Lorena	Biling.Clerk Typist 10 Mo Boe	100%	50124	31,570	31,570	General
52	Holmes	Lanita	Parent Liaison Worker	100%	50128	41,123	41,123	Special
53	Colon	Maria	School Security Officer 10 Mos	100%	50127	27,602	27,602	General
54	Richardson	Valerie	Cook/Lead	100%	50126	24,794	35,951	Food Service
55	Coppola	Frank	Asst Teacher Pre-K-3	100%	50128	29,167	29,167	Special
56	Michaud	Margaret	General Worker	100%	50126	19,648	28,490	Food Service
57	Bonilla	Nancy	Asst Teacher Kdg	100%	50128	19,451	19,451	General
58	Lombardi	Nancy	Asst Teacher Kdg	100%	50128	28,204	28,204	Special
59	Degiagomo	Jillian	Asst Teacher Grade 1	100%	50136	28,204	28,204	Special
60	Grant	Michelle	Asst Teacher Grade 1	100%	50128	19,451	19,451	General
61	Ellis	Natalie	Asst Teacher S/Ed Ages K-8	100%	50128	19,451	19,451	General
62	Owens	Carla	Asst Teacher S/Ed Ages K-8	100%	50128	19,451	19,451	General
63	Bobonis	Dianette	Asst Teacher S/Ed Ages K-8	100%	50128	19,451	19,451	General
64	Aleman	Sheila	Asst Teacher Kdg	100%	50128	27,250	27,250	Special
65	Conti	Penny	Teacher-Talented And Gifted	20%	50115	17,848	17,998	General
66	Roman	Carmenita	General Worker	100%	50126	10,806	15,669	Food Service
67	Serrano	Belinda	General Worker	100%	50126	10,643	15,432	Food Service
68	Farrow	Natalie	Parent Liaison Worker	20%	50128	7,417	7,417	Special
69	Callan	Jaime	Teacher-Special Ed	100%	50115	-	-	General



### Clinton Avenue School

#### General Fund Allocation

#### Methodology

Enrollment x Per Pupil

K-8 Base Student Funding	\$2,028,203	=	581	X	\$3,491
9-12 Base Student Funding	\$0	=	-	X	3,840
Family Income Based Funding	548,767	=	393	X	1,396
Student Mobility Funding	55,854	=	40	X	1,396
English Learners Funding	213,293	=	204	X	1,046
Special Education Funding	107,519	=	75	X	1,434
District-Directed Funds	-				

**Total General Funds Allocation \$2,953,635**

Proposed Interdistrict Allocation \$0

Staff Paid from Non-School Sources (ex. Special Funds, Itinerant) 1,260,329

Year One - Phase in Adjustment (246,126)

Other Supplemental Funding -

Open Choice or Tuition if Applicable -

**Total FY17 Budget Allocation \$3,967,839**

Total Enrollment 581

Budget Per Pupil **\$6,829**

Note: General Funding Enrollment is based on Resident K-12 Students.

ELL and Special Education Per Pupils are blended rates of multiple categories.

Clinton Avenue School							Salary Totals:		
							FY 16	FY 17	
							\$ 3,522,335	\$ 3,645,263	
Count	Last Name	First Name	Title	% At School	ORG	Object	Salary15-16	Salary 16-17	Fund Type
1	Rodriguez	Carmen	Principal	100%	19044006	50113	\$ 141,655	\$ 144,649	General
2	Denegre	Kristina	Assistant Principal	100%	19044032	50113	118,931	124,018	General
3	Cuevas	Ingrid	Teacher-Bilingual Kindergarten	100%	19041206	50115	88,489	89,989	General
4	Collette	Joseph	Teacher-Music Grades K-8	100%	19042206	50115	85,776	87,276	General
5	Carlson	Donna	Teacher-Grade 4	100%	19041006	50115	82,138	87,276	General
6	Webber Sepulveda	Priscilla	Teacher-Special Ed K-8	100%	19049006	50115	79,276	82,138	General
7	Barahona	Rocio	Teacher-Bilingual Grade 1	100%	19041206	50115	79,276	82,138	General
8	Chasanoff	Kelly	Teacher-Grade 4	100%	19041006	50115	75,605	79,276	General
9	Stricker	Pamela	Teacher-Dev. Reading/K-8	100%	19041306	50115	75,605	79,276	General
10	Ceneri	Dianne	Teacher-Grade 5	100%	19041006	50115	66,180	69,038	General
11	Shirvis	Kimberly	Teacher-Grade 5	100%	19041006	50115	65,935	68,810	General
12	Pereira	Lisa-Marie	Teacher-Grade 3	100%	19041006	50115	65,935	68,810	General
13	Dziejma	Donata	Teacher-Special Ed K-8	100%	19049006	50115	65,935	68,810	General
14	Macaulay	Jenifer	Teacher-Grade 1	100%	19041006	50115	65,935	68,810	General
15	Cardozo	Emily	Teacher-Integrated Lang. Arts	100%	19041606	50115	63,334	66,180	General
16	Ciarleglio	Marilyn	Teacher-Instruc. Coach Literac	100%	25315256	50115	91,834	95,961	Special
17	Pomeroy	Rebekah	Teacher-Grade 4	100%	19041006	50115	63,334	66,180	General
18	Ducran	Brittany	Teacher-Special Ed K-8	100%	19049006	50115	63,334	66,180	General
19	Bush	Jennifer	Teacher-Physical Education	100%	19040306	50115	63,334	66,180	General
20	Burgess	Sareth	Teacher-Special Ed K-8	100%	19049006	50115	63,334	66,180	General
21	Herrmann	Patrick	Teacher-Grade 1	100%	19041006	50115	63,334	66,180	General
22	Holmberg	Jenna Marie	Teacher-Grade 2	100%	19041006	50115	63,334	66,180	General
23	Cesare	Heather	Teacher-Grade 3	100%	19041006	50115	63,334	66,180	General
24	Velez	Yesenia	Teacher-Administrative Intern	100%	19041006	50115	63,513	65,935	General
25	Canzanella	Doreen	Teacher-Music Grades K-8	100%	19042206	50115	60,919	63,334	General
26	Espallat	Luisa	Teacher-Bilingual Kindergarten	100%	19041206	50115	60,919	63,334	General
27	Asbury	Samantha	Teacher-Grade 6	100%	19041006	50115	58,719	61,141	General
28	Cowes	Richard	Teacher-Mathematics	100%	19041106	50115	58,719	61,141	General
29	Mccobb	Cynthia	Teacher-Guidance Counselor	100%	19042006	50115	58,801	58,801	General
30	Piscopo	Dominic	Building Manager	100%	19047406	50121	54,808	55,904	General



## Clinton Avenue School

### Full-Time Salaries

General Fund and Interdistrict Salaries	\$3,112,711
Special Funds Actual + Benefits	423,284
Food Service	109,268
<b>Total Salaries</b>	<b>\$3,645,263</b>

Non-Personel (Supplies, Materials, etc.)	149,882
Part-Time	49,630
<b>Total Budget</b>	<b>\$3,844,775</b>

Total Enrollment	581
Budget Per Pupil	<b>\$6,618</b>

Count	Last Name	First Name	Title	% At School	Object	Salary Totals:		Fund Type
						FY 16	FY 17	
						\$ 3,522,335	\$ 3,645,263	
1	Rodriguez	Carmen	Principal	100%	50113	\$ 141,655	\$ 144,649	General
2	Denegre	Kristina	Assistant Principal	100%	50113	118,931	124,018	General
3	Cuevas	Ingrid	Teacher-Bilingual Kindergarten	100%	50115	88,489	89,989	General
4	Collette	Joseph	Teacher-Music Grades K-8	100%	50115	85,776	87,276	General
5	Carlson	Donna	Teacher-Grade 4	100%	50115	82,138	87,276	General
6	Webber Sepulveda	Priscilla	Teacher-Special Ed K-8	100%	50115	79,276	82,138	General
7	Barahona	Rocio	Teacher-Bilingual Grade 1	100%	50115	79,276	82,138	General
8	Chasanoff	Kelly	Teacher-Grade 4	100%	50115	75,605	79,276	General
9	Stricker	Pamela	Teacher-Dev. Reading/K-8	100%	50115	75,605	79,276	General
10	Ceneri	Dianne	Teacher-Grade 5	100%	50115	66,180	69,038	General
11	Shirvis	Kimberly	Teacher-Grade 5	100%	50115	65,935	68,810	General
12	Pereira	Lisa-Marie	Teacher-Grade 3	100%	50115	65,935	68,810	General
13	Dziejma	Donata	Teacher-Special Ed K-8	100%	50115	65,935	68,810	General
14	Macaulay	Jenifer	Teacher-Grade 1	100%	50115	65,935	68,810	General
15	Cardozo	Emily	Teacher-Integrated Lang. Arts	100%	50115	63,334	66,180	General
16	Ciarleglio	Marilyn	Teacher-Instruc. Coach Literac	100%	50115	91,834	95,961	Special
17	Pomeroy	Rebekah	Teacher-Grade 4	100%	50115	63,334	66,180	General
18	Ducran	Brittany	Teacher-Special Ed K-8	100%	50115	63,334	66,180	General
19	Bush	Jennifer	Teacher-Physical Education	100%	50115	63,334	66,180	General
20	Burgess	Sareth	Teacher-Special Ed K-8	100%	50115	63,334	66,180	General
21	Herrmann	Patrick	Teacher-Grade 1	100%	50115	63,334	66,180	General
22	Holmberg	Jenna Marie	Teacher-Grade 2	100%	50115	63,334	66,180	General
23	Cesare	Heather	Teacher-Grade 3	100%	50115	63,334	66,180	General
24	Velez	Yesenia	Teacher-Administrative Intern	100%	50115	63,513	65,935	General
25	Canzanella	Doreen	Teacher-Music Grades K-8	100%	50115	60,919	63,334	General
26	Espailat	Luisa	Teacher-Bilingual Kindergarten	100%	50115	60,919	63,334	General
27	Asbury	Samantha	Teacher-Grade 6	100%	50115	58,719	61,141	General
28	Cowes	Richard	Teacher-Mathematics	100%	50115	58,719	61,141	General
29	Mccobb	Cynthia	Teacher-Guidance Counselor	100%	50115	58,801	58,801	General
30	Piscopo	Dominic	Building Manager	100%	50121	54,808	55,904	General
31	Johnson	Caroline	Teacher-Kindergarten	100%	50115	78,309	78,309	Special
32	Boemmels	James	Teacher-Foreign Language K-8	100%	50115	54,006	54,006	General
33	Passarelli	Alexandra	Teacher-Kindergarten	100%	50115	78,210	78,210	Special
34	Dibiaso	Dominic	Assistant Building Manager	100%	50121	48,836	49,813	General
35	Istas	Jennifer	Teacher-Lib/Media Specialist	100%	50115	49,601	49,601	General
36	Cassidy	Nicole	Teacher-Special Ed K-8	100%	50115	49,601	49,601	General
37	Greco	Peter	Teacher-Grade 2	100%	50115	49,601	49,601	General
38	Soderberg-Decrosta	Dana	Teacher-Art	100%	50115	49,546	49,546	General
39	Sepulveda	Lauren	Teacher-Social Studies Gr. 5/8	100%	50115	49,546	49,546	General
40	Jarosz	Alyssa	Teacher-Grade 5	100%	50115	47,551	47,551	General

Count	Last Name	First Name	Title	% At School	Object	Salary15-16	Salary 16-17	Fund Type
41	Pichardo	Lusdymr	Teacher-Grade 2	100%	50115	47,551	47,551	General
42	Roberts	Brenna	Teacher-Grade 3	100%	50115	45,953	47,551	General
43	Martinez	Jennifer	Teacher-Grade 6	100%	50115	47,408	47,408	General
44	Finan	Christopher	Teacher-Science Grades 5/8	100%	50115	47,408	47,408	General
45	Polaski	Kristina	Teacher-Grade 6	100%	50115	45,953	45,953	General
46	Filpo	Maciel	Teacher-School Social Worker	100%	50115	41,762	41,762	General
47	Wilson	Jo Lynn	Clerk Typist 12 Months Boe	100%	50124	37,883	37,883	General
48	Rodriguez	Shantina	Clerk Typist 10 Month Boe	100%	50124	31,570	31,570	General
49	Berrios Burgos	Jennifer	Teacher-School Psychologist	100%	50115	31,322	31,322	General
50	Liscio	John	Teacher-Phys. Ed Grades K-8	60%	50115	29,728	29,728	General
51	Williams	Donnie	School Security Officer 10 Mos	100%	50127	27,602	27,602	General
52	Curtis	Tina	Cook/Lead	100%	50126	25,747	37,333	Food Service
53	Rivera	Elsa	Asst Teacher Bilingual Gr 1	100%	50128	35,194	35,194	Special
54	Silverberg	Lori	Asst Teacher S/Ed Ages K-8	100%	50128	24,272	24,272	General
55	Vazquez	Wanda	Asst Teacher Grade 1	100%	50128	32,998	32,998	Special
56	Perez	Natividad	Asst Teacher S/Ed Ages K-8	100%	50128	22,757	22,757	General
57	Berrios Burgos	Jennifer	Teacher-School Psychologist	40%	50115	20,881	20,881	General
58	Bruno	Ana	Asst Teacher Bilingual Kdg	100%	50128	29,167	29,167	Special
59	Mercado	Gloree Mar	Asst Teacher Kdg	100%	50128	28,204	28,204	Special
60	Pratt	Brian	Asst Teacher-Special Education	100%	50128	18,793	18,793	General
61	Proto	Carol	General Worker	100%	50126	18,010	26,115	Food Service
62	Rodriguez	Gavin	B.O.E. Maintenance Floater	40%	50121	17,548	17,899	General
63	Coffy	Rosemary	Teacher-Speech And Hearing	40%	50115	22,708	23,750	Special
64	Anasoulis	Michele	General Worker	100%	50126	15,554	22,553	Food Service
65	Catala	Jason	Teacher-Talented And Gifted	20%	50115	13,187	13,762	General
66	Maldonado	Moraina	General Worker	100%	50126	10,643	15,432	Food Service
67	Gantenbein	Patricia	Teacher-Instruct. Coach Other	10%	50115	11,910	12,655	Special
68	Acuna-Torres	Carmen	Parent Liaison Worker	20%	50128	8,836	8,836	Special
69	Miller	Amy	General Worker	66%	50126	5,403	7,835	Food Service

## Columbus Family Academy

### General Fund Allocation

### Methodology

Enrollment x Per Pupil

K-8 Base Student Funding	\$1,560,424	=	447	X	\$3,491
9-12 Base Student Funding	\$0	=	-	X	3,840
Family Income Based Funding	347,692	=	249	X	1,396
Student Mobility Funding	26,531	=	19	X	1,396
English Learners Funding	185,715	=	195	X	952
Special Education Funding	61,440	=	44	X	1,396
District-Directed Funds	-				
<b>Total General Funds Allocation</b>	<b>\$2,181,801</b>				
Proposed Interdistrict Allocation	\$0				
Staff Paid from Non-School Sources (ex. Special Funds, Itinerant)	1,349,544				
Year One - Phase in Adjustment	(301,428)				
Other Supplemental Funding	-				
Open Choice or Tuition if Applicable	-				
<b>Total FY17 Budget Allocation</b>	<b>\$3,229,918</b>				
Total Enrollment	487				
Budget Per Pupil	<b>\$6,632</b>				

Note: General Funding Enrollment is based on Resident K-12 Students.

ELL and Special Education Per Pupils are blended rates of multiple categories.

Columbus Family Academy							Salary Totals:		
							FY 16	FY 17	
							\$ 2,837,217	\$ 2,918,697	
Count	Last Name	First Name	Title	% At School	ORG	Object	Salary15-16	Salary 16-17	Fund Type
1	Araujo	Roy	Principal	100%	19044041	50113	\$ 141,655	\$ 144,649	General
2	Golia	Michael	Assistant Principal	100%	19044041	50113	121,447	124,018	General
3	Velenchik	Judith	Teacher-Special Ed K-8	100%	19049041	50115	88,489	89,989	General
4	Evans	Rose	Teacher-Lib/Media Specialist	100%	19042041	50115	86,526	87,276	General
5	Bacher	Julie	Teacher-Phys. Ed Grades K-8	100%	19040341	50115	85,776	87,276	General
6	Tobon	Luz	Teacher-Bilingual Kindergarten	100%	19041241	50115	82,138	87,276	General
7	Williams	Alba	Teacher-Bilingual Grade 4	100%	19041241	50115	85,776	87,276	General
8	Nunez	Maria	Teacher Pt Under 150 Hours	100%	25185713	50136	123,250	123,250	Special
9	Leach	Judith	Teacher-Grade 5-6	100%	19041041	50115	79,276	82,138	General
10	Logan-Krebel	Edna	Teacher-Instruc. Coach Literac	100%	25115678	50115	109,627	114,950	Special
11	Murzak	Michele	Teacher-English	100%	19041641	50115	71,933	75,605	General
12	Salters	Gearlene	Teacher-Instruct. Coach Math	100%	25315256	50115	101,030	106,340	Special
13	Hansen	Susan	Teacher-Grade 3	100%	19041041	50115	69,038	71,933	General
14	Sands	Melissa	Teacher-Art Grades K-8	100%	19042141	50115	66,180	69,038	General
15	Yepez	Mario	Teacher-Foreign Language	100%	19041741	50115	63,334	66,180	General
16	Ortiz	Jennifer	Teacher-Kindergarten	100%	19041041	50115	60,919	63,334	General
17	Ramos	Melba	Teacher-School Social Worker	80%	25045034	50115	79,820	83,165	Special
18	Luqueno	Melissa	Teacher-Tesol	100%	19041231	50115	56,199	56,199	General
19	O'Connor	Patrick	Building Manager	100%	19047441	50121	54,808	55,904	General
20	Costa-Marrero	Elena	Teacher-Bilingual Grade 6	100%	19041241	50115	54,006	54,006	General
21	Mariano	Kristin	Teacher-Grade 2	100%	19041041	50115	53,938	53,938	General
22	Pires	Debbie	Teacher-Grade 4	100%	19041041	50115	53,938	53,938	General
23	Lynch	Monica	Teacher-Music Grades K-8	60%	19042298	50115	51,466	52,366	General
24	Wagoner-Morales	William	Teacher-Integrated Lang. Arts	100%	19041641	50115	51,740	51,740	General
25	De Mayo	Jesse	Assistant Building Manager	100%	19047441	50121	48,836	49,813	General
26	Restrepo	Deja	Teacher-Mathematics	100%	19041141	50115	47,551	47,551	General
27	Curtiss	Elizabeth	Teacher-Science Grades 5/8	100%	19041041	50115	47,551	47,551	General
28	Otero	Keeler	Teacher-Science Grades 5/8	100%	19041441	50115	47,408	47,408	General
29	Lee	Colleen	Teacher-Special Ed K-8	100%	19049041	50115	47,408	47,408	General
30	Luzzi	Mary-Lynn	Teacher-Grade 1	100%	19041041	50115	45,953	45,953	General



## Columbus Family Academy

### Full-Time Salaries

General Fund and Interdistrict Salaries	\$2,094,396
Special Funds Actual + Benefits	739,121
Food Service	85,180
<b>Total Salaries</b>	<b>\$2,918,697</b>

Non-Personel (Supplies, Materials, etc.)	122,974
Part-Time	37,533
<b>Total Budget</b>	<b>\$3,079,204</b>

Total Enrollment	487
Budget Per Pupil	<b>\$6,323</b>

Count	Last Name	First Name	Title	% At School	Object	Salary Totals:		Fund Type
						FY 16 \$ 2,837,217	FY 17 \$ 2,918,697	
1	Araujo	Roy	Principal	100%	50113	\$ 141,655	\$ 144,649	General
2	Golia	Michael	Assistant Principal	100%	50113	121,447	124,018	General
3	Velenchik	Judith	Teacher-Special Ed K-8	100%	50115	88,489	89,989	General
4	Evans	Rose	Teacher-Lib/Media Specialist	100%	50115	86,526	87,276	General
5	Bacher	Julie	Teacher-Phys. Ed Grades K-8	100%	50115	85,776	87,276	General
6	Tobon	Luz	Teacher-Bilingual Kindergarten	100%	50115	82,138	87,276	General
7	Williams	Alba	Teacher-Bilingual Grade 4	100%	50115	85,776	87,276	General
8	Nunez	Maria	Teacher Pt Under 150 Hours	100%	50136	123,250	123,250	Special
9	Leach	Judith	Teacher-Grade 5-6	100%	50115	79,276	82,138	General
10	Logan-Krebel	Edna	Teacher-Instruc. Coach Literac	100%	50115	109,627	114,950	Special
11	Murzak	Michele	Teacher-English	100%	50115	71,933	75,605	General
12	Salters	Gearlene	Teacher-Instruct. Coach Math	100%	50115	101,030	106,340	Special
13	Hansen	Susan	Teacher-Grade 3	100%	50115	69,038	71,933	General
14	Sands	Melissa	Teacher-Art Grades K-8	100%	50115	66,180	69,038	General
15	Yepez	Mario	Teacher-Foreign Language	100%	50115	63,334	66,180	General
16	Ortiz	Jennifer	Teacher-Kindergarten	100%	50115	60,919	63,334	General
17	Ramos	Melba	Teacher-School Social Worker	80%	50115	79,820	83,165	Special
18	Luqueno	Melissa	Teacher-Tesol	100%	50115	56,199	56,199	General
19	O'Connor	Patrick	Building Manager	100%	50121	54,808	55,904	General
20	Costa-Marrero	Elena	Teacher-Bilingual Grade 6	100%	50115	54,006	54,006	General
21	Mariano	Kristin	Teacher-Grade 2	100%	50115	53,938	53,938	General
22	Pires	Debbie	Teacher-Grade 4	100%	50115	53,938	53,938	General
23	Lynch	Monica	Teacher-Music Grades K-8	60%	50115	51,466	52,366	General
24	Wagoner-Morales	William	Teacher-Integrated Lang. Arts	100%	50115	51,740	51,740	General
25	De Mayo	Jesse	Assistant Building Manager	100%	50121	48,836	49,813	General
26	Restrepo	Deja	Teacher-Mathematics	100%	50115	47,551	47,551	General
27	Curtiss	Elizabeth	Teacher-Science Grades 5/8	100%	50115	47,551	47,551	General
28	Otero	Keeler	Teacher-Science Grades 5/8	100%	50115	47,408	47,408	General
29	Lee	Colleen	Teacher-Special Ed K-8	100%	50115	47,408	47,408	General
30	Luzzi	Mary-Lynn	Teacher-Grade 1	100%	50115	45,953	45,953	General
31	Magee	Lucrecia	Teacher-Bilingual Grade 1	100%	50115	45,357	45,357	General
32	Barberia	Laura	Teacher-Grade 2	100%	50115	43,759	43,759	General
33	Gilson	Lindsay	Teacher-Mathematics	100%	50115	43,759	43,759	General
34	Chisholm-Emfingher	Jennifer	Teacher-Guidance Counselor	60%	50115	39,708	41,423	General
35	Townes	Jacquelyn	Teacher-Itinerant Soc. Studies	50%	50115	37,803	39,638	General
36	Roldan	Zulma	Clerk Typist 10 Month Boe	100%	50124	33,645	33,645	General
37	Reyes	Elizabeth	Head Teacher School Readiness	100%	50128	48,449	48,449	Special
38	Nunez	Miriam	Head Teacher School Readiness	100%	50128	46,145	46,145	Special
39	Pellot	Evelyn	School Security Officer 10 Mos	100%	50127	27,602	27,602	General
40	Delacruz	Nurys	Asst Teacher Bilingual Gr 1	100%	50128	37,085	37,085	Special





### Conte-West Hills School

#### General Fund Allocation

#### Methodology

Enrollment x Per Pupil

K-8 Base Student Funding	\$1,982,821	=	568	X	\$3,491
9-12 Base Student Funding	\$0	=	-	X	3,840
Family Income Based Funding	471,967	=	338	X	1,396
Student Mobility Funding	18,153	=	13	X	1,396
English Learners Funding	50,967	=	57	X	894
Special Education Funding	75,403	=	52	X	1,450
District-Directed Funds	-				

**Total General Funds Allocation \$2,599,311**

Proposed Interdistrict Allocation \$0

Staff Paid from Non-School Sources (ex. Special Funds, Itinerant) 1,856,995

Year One - Phase in Adjustment 28,840

Other Supplemental Funding 50,000

Open Choice or Tuition if Applicable 189,600

**Total FY17 Budget Allocation \$4,724,746**

Total Enrollment 605

Budget Per Pupil **\$7,809**

Note: General Funding Enrollment is based on Resident K-12 Students.

ELL and Special Education Per Pupils are blended rates of multiple categories.

Conte-West Hills School							Salary Totals:		
							FY 16	FY 17	
							\$ 4,412,477	\$ 4,540,105	
Count	Last Name	First Name	Title	% At School	ORG	Object	Salary15-16	Salary 16-17	Fund Type
1	Spence	Dianne	Principal	100%	19044031	50113	\$ 141,655	\$ 144,649	General
2	Mccarthy	Thomas	Assistant Principal	100%	19044031	50113	133,828	136,672	General
3	Omark	Lisa	Teacher-Instruc. Coach Math	100%	25315256	50115	129,397	130,484	Special
4	Forbes	Diane	Teacher-Grade 2	100%	19041031	50115	89,239	89,989	General
5	Lion	Delores	Teacher-Mag.Res.-Soc. Studies	100%	25486084	50115	124,375	126,550	Special
6	Baker	Linda	Teacher-Guidance Counselor	100%	19042031	50115	86,526	87,276	General
7	Meinsen	Karlen	Teacher-Grade 5	100%	19041031	50115	85,776	87,276	General
8	Sinko-Peterman	Julia	Teacher-Pre-K	100%	19041031	50115	85,776	87,276	General
9	Depalma	David	Teacher-Phys. Ed Grades K-8	100%	19040331	50115	85,776	87,276	General
10	Huot	Diane	Teacher-Grade 1	100%	19041031	50115	85,776	87,276	General
11	Dunn	Jacqueline	Teacher-Grade 4	100%	19041031	50115	85,776	87,276	General
12	Clayton	Vanessa	Teacher-Science Grades 5/8	100%	19041431	50115	83,500	85,000	General
13	Baker	Brett	Teacher-Lib/Media Specialist	100%	19042031	50115	81,989	84,851	General
14	Pantaleo	Michael	Teacher-Special Ed K-8	100%	19049031	50115	78,303	81,898	General
15	Mandel	Jennifer	Teacher-Kindergarten	100%	19041031	50115	71,933	75,605	General
16	Rose	Nancy	Teacher-Grade 3	100%	19041031	50115	71,933	75,605	General
17	Brancati	Jennifer	Teacher-Grade 3	100%	19041031	50115	71,694	74,617	General
18	Wilder	Stephen	Teacher-Music Grades K-8	100%	19042231	50115	69,038	71,933	General
19	Marottolo	Lynn	Teacher-Pre-K	100%	19041031	50115	66,180	69,038	General
20	Bonanno	Jo-Ann	Teacher-Instruc. Coach Literac	100%	19042031	50115	65,935	68,810	General
21	Gachi	Stacey	Teacher-Physical Education	100%	19040331	50115	65,935	68,810	General
22	Saulino	Lia	Teacher-Kindergarten	100%	19041031	50115	63,334	66,180	General
23	Gladczuk	Dania	Teacher-Instruc. Coach Literac	100%	25315207	50115	91,834	95,961	Special
24	Lopez	Maria	Teacher-Foreign Language K-8	100%	19041731	50115	63,334	66,180	General
25	Epps	Erica	Teacher-Grade 4	100%	19041031	50115	63,334	66,180	General
26	Bartunek	Kara	Teacher-Grade 3	100%	19041031	50115	63,513	65,935	General
27	Criscuolo	Angela	Teacher-Grade 1	100%	19041031	50115	61,141	63,966	General
28	Anderson	Carole	Teacher-Art	100%	19042131	50115	61,124	63,513	General
29	Parker	Kimberly	Teacher-Grade 1	100%	19041031	50115	60,919	63,334	General
30	Grande	Jessica	Teacher-Integrated Lang. Arts	100%	19041631	50115	58,523	60,919	General

Conte-West Hills School							Salary Totals:		
							FY 16	FY 17	
							\$ 4,412,477	\$ 4,540,105	
Count	Last Name	First Name	Title	% At School	ORG	Object	Salary15-16	Salary 16-17	Fund Type
31	Andom	Mislal	Teacher-Special Ed K-8	100%	25045034	50115	84,858	88,333	Special
32	Roy	Catherine	Teacher-Special Ed K-8	100%	19049031	50115	58,523	60,919	General
33	Testroet	Brian	Teacher-Math Grade 5/8	100%	19041131	50115	58,523	60,919	General
34	Hardy	James	Teacher-Art Grades K-8	100%	19042131	50115	58,523	60,919	General
35	Seeger	Melanie	Teacher-Grade 2	100%	19041031	50115	58,523	60,919	General
36	Mitchell	Thomas	Teacher-Leadership Intern	100%	25486084	50115	81,489	84,858	Special
37	Hrampanis	Heleni	Teacher-Grade 2	100%	19041031	50115	56,199	56,199	General
38	Menta	Colby	Teacher-School Social Worker	60%	19049331	50116	56,199	56,199	General
39	Tondalo	Dennis	Building Manager	100%	19047431	50121	54,808	55,904	General
40	Rubertone	Maris	Teacher-Grade 5	100%	19041031	50115	51,740	51,740	General
41	Theodoropoulos	Eftyhia	Teacher-History/Social Studies	100%	19041531	50115	51,740	51,740	General
42	Curry	Colleen	Teacher-Read 180	100%	25315256	50115	75,023	75,023	Special
43	Adinolfi	Salvatore	Assistant Building Manager	100%	19047415	50121	48,836	49,813	General
44	Vantassell-Testroet	Tressa	Teacher-Kindergarten	100%	19041031	50115	49,601	49,601	General
45	Novak	Alexandra	Teacher-Grade 6	100%	19041031	50115	49,601	49,601	General
46	Holder	Saleena	Teacher-Music Grades K-8	100%	19042231	50115	49,546	49,546	General
47	Cole	Sara	Teacher-Math Grade 5/8	100%	19041131	50115	47,551	47,551	General
48	Vaillancourt	Dena	Teacher-History/Social Studies	100%	19041531	50115	47,551	47,551	General
49	Baumann	Steven	Teacher-Science	100%	19041431	50115	47,551	47,551	General
50	Contento	Alessa	Teacher-Grade 6	100%	19041031	50115	45,357	45,357	General
51	Williamson	Juliana	Teacher-English	100%	19041631	50115	45,357	45,357	General
52	Irmscher	Natasha	Teacher-Grade 4	100%	19041031	50115	45,357	45,357	General
53	Nunes	Melissa	Teacher-Grade 5	100%	19041031	50115	45,357	45,357	General
54	Burns	Erin	Teacher-Grade 6	100%	19041031	50115	43,759	43,759	General
55	Rosenfield	Kacey	Teacher-Physical Education	60%	19040398	50115	41,423	43,160	General
56	Williams	Alisa	Clerk Typist 10 Month Boe	100%	19041031	50124	37,423	37,423	General
57	Mcbride	Kaitlyn	Teacher-School Psychologist	60%	19049198	50115	30,091	30,091	General
58	Reich	Janet	Teacher-Speech And Hearing	33%	19049298	50115	29,717	29,966	General
59	Papa	Charlotte	Teacher-Guidance Counselor	60%	19046198	50115	29,761	29,761	General
60	Letourneau-Burbank	Alison	Teacher-Foreign Language K-8	50%	19041798	50115	28,100	28,100	General
61	Dinatale	Brian	School Security Officer 10 Mos	100%	19047331	50127	27,602	27,602	General
62	Langley	Alma	Asst Teacher Kdg	100%	25315256	50128	37,085	37,085	Special
63	Mobley	Dorothy	Asst Teacher Grade 1	100%	19049031	50128	25,576	25,576	General
64	Chambers	Claudine	Asst Teacher Grade 1	100%	25315256	50128	37,085	37,085	Special
65	Lobo	Rosalind	Asst Teacher Kdg	100%	25315256	50128	37,085	37,085	Special
66	Holness	Hilda	Asst Teacher Grade 1	100%	25315256	50128	37,085	37,085	Special
67	Graham	Gloria	Asst Teacher Pre-K	100%	25315256	50128	37,085	37,085	Special
68	Lafogg	Annmarie	Asst Teacher Pre-K	100%	19041031	50128	22,093	22,093	General
69	Roman	Carmen	Cook/Lead	100%	25215200	50126	21,933	31,803	Food Service
70	Walker	Darlene	Asst Teacher Pre-K	100%	19041031	50128	21,430	21,430	General
71	Bacote	Dawn	Asst Teacher Pre-K	100%	19041031	50128	20,115	20,115	General
72	Cannon	Shirley	Asst Teacher S/Ed Ages K-8	100%	19049031	50128	19,451	19,451	General
73	Jenkins	Shemone	Asst Teacher Tbd	100%	19041031	50128	18,793	18,793	General
74	Scarpellino	Angelina	General Worker	100%	25215200	50126	17,192	24,928	Food Service
75	Hernandez	Jasanea	General Worker	100%	25215200	50126	17,192	24,928	Food Service
76	Waters	Becky	Teacher-Talented And Gifted	20%	19046298	50115	12,667	13,236	General
77	Rosa	Damaris	General Worker	100%	25215200	50126	12,280	17,806	Food Service
78	Hunter	Augustine	Parent Involvement Coordinator	25%	25795319	50135	16,436	16,436	Special
79	Dupree	D'Andre	Drop Out Prevention (261 Days)	20%	25315167	50119	12,670	12,670	Special
80	Balzano	Linda	General Worker	50%	25215200	50126	6,140	8,903	Food Service

### Conte-West Hills School

**Full-Time Salaries**

General Fund and Interdistrict Salaries	\$3,615,995
Special Funds Actual + Benefits	815,741
Food Service	108,369
<b>Total Salaries</b>	<b>\$4,540,105</b>

Non-Personel (Supplies, Materials, etc.)	96,034
Part-Time	53,027
<b>Total Budget</b>	<b>\$4,689,166</b>

Total Enrollment	605
Budget Per Pupil	<b>\$7,751</b>

Count	Last Name	First Name	Title	% At School	Object	Salary Totals:		Fund Type
						FY 16	FY 17	
						\$ 4,412,477	\$ 4,540,105	
1	Spence	Dianne	Principal	100%	50113	\$ 141,655	\$ 144,649	General
2	Mccarthy	Thomas	Assistant Principal	100%	50113	133,828	136,672	General
3	Omark	Lisa	Teacher-Instruct. Coach Math	100%	50115	129,397	130,484	Special
4	Forbes	Diane	Teacher-Grade 2	100%	50115	89,239	89,989	General
5	Lion	Delores	Teacher-Mag.Res.-Soc. Studies	100%	50115	124,375	126,550	Special
6	Baker	Linda	Teacher-Guidance Counselor	100%	50115	86,526	87,276	General
7	Meinsen	Karlen	Teacher-Grade 5	100%	50115	85,776	87,276	General
8	Sinko-Peterman	Julia	Teacher-Pre-K	100%	50115	85,776	87,276	General
9	Depalma	David	Teacher-Phys. Ed Grades K-8	100%	50115	85,776	87,276	General
10	Huot	Diane	Teacher-Grade 1	100%	50115	85,776	87,276	General
11	Dunn	Jacqueline	Teacher-Grade 4	100%	50115	85,776	87,276	General
12	Clayton	Vanessa	Teacher-Science Grades 5/8	100%	50115	83,500	85,000	General
13	Baker	Brett	Teacher-Lib/Media Specialist	100%	50115	81,989	84,851	General
14	Pantaleo	Michael	Teacher-Special Ed K-8	100%	50115	78,303	81,898	General
15	Mandel	Jennifer	Teacher-Kindergarten	100%	50115	71,933	75,605	General
16	Rose	Nancy	Teacher-Grade 3	100%	50115	71,933	75,605	General
17	Brancati	Jennifer	Teacher-Grade 3	100%	50115	71,694	74,617	General
18	Wilder	Stephen	Teacher-Music Grades K-8	100%	50115	69,038	71,933	General
19	Marottolo	Lynn	Teacher-Pre-K	100%	50115	66,180	69,038	General
20	Bonanno	Jo-Ann	Teacher-Instruc. Coach Literac	100%	50115	65,935	68,810	General
21	Gachi	Stacey	Teacher-Physical Education	100%	50115	65,935	68,810	General
22	Saulino	Lia	Teacher-Kindergarten	100%	50115	63,334	66,180	General
23	Gladczuk	Dania	Teacher-Instruc. Coach Literac	100%	50115	91,834	95,961	Special
24	Lopez	Maria	Teacher-Foreign Language K-8	100%	50115	63,334	66,180	General
25	Epps	Erica	Teacher-Grade 4	100%	50115	63,334	66,180	General
26	Bartunek	Kara	Teacher-Grade 3	100%	50115	63,513	65,935	General
27	Crisuolo	Angela	Teacher-Grade 1	100%	50115	61,141	63,966	General
28	Anderson	Carole	Teacher-Art	100%	50115	61,124	63,513	General
29	Parker	Kimberly	Teacher-Grade 1	100%	50115	60,919	63,334	General
30	Grande	Jessica	Teacher-Integrated Lang. Arts	100%	50115	58,523	60,919	General
31	Andom	Mislal	Teacher-Special Ed K-8	100%	50115	84,858	88,333	Special
32	Roy	Catherine	Teacher-Special Ed K-8	100%	50115	58,523	60,919	General
33	Testroet	Brian	Teacher-Math Grade 5/8	100%	50115	58,523	60,919	General
34	Hardy	James	Teacher-Art Grades K-8	100%	50115	58,523	60,919	General
35	Seeger	Melanie	Teacher-Grade 2	100%	50115	58,523	60,919	General
36	Mitchell	Thomas	Teacher-Leadership Intern	100%	50115	81,489	84,858	Special
37	Hrampanis	Heleni	Teacher-Grade 2	100%	50115	56,199	56,199	General
38	Menta	Colby	Teacher-School Social Worker	60%	50116	56,199	56,199	General
39	Tondalo	Dennis	Building Manager	100%	50121	54,808	55,904	General
40	Rubertone	Maris	Teacher-Grade 5	100%	50115	51,740	51,740	General



## Cooperative Arts & Humanities Magnet

### General Fund Allocation

### Methodology

Enrollment x Per Pupil

K-8 Base Student Funding	\$0	=	-	X	\$3,491
9-12 Base Student Funding	\$1,681,907	=	438	X	3,840
Family Income Based Funding	251,344	=	180	X	1,396
Student Mobility Funding	4,189	=	3	X	1,396
English Learners Funding	10,473	=	15	X	698
Special Education Funding	99,141	=	66	X	1,502
District-Directed Funds	-				
<b>Total General Funds Allocation</b>	<b>\$2,047,053</b>				
Proposed Interdistrict Allocation	\$2,958,330				
Staff Paid from Non-School Sources (ex. Special Funds, Itinerant)	713,124				
Year One - Phase in Adjustment	93,331				
Other Supplemental Funding	-				
Open Choice or Tuition if Applicable	142,800				
<b>Total FY17 Budget Allocation</b>	<b>\$5,954,638</b>				
Total Enrollment	683				
Budget Per Pupil	<b>\$8,718</b>				

Note: General Funding Enrollment is based on Resident K-12 Students.

ELL and Special Education Per Pupils are blended rates of multiple categories.

Cooperative Arts & Humanities Magnet							Salary Totals:		
							FY 16	FY 17	
							\$ 5,004,962	\$ 5,166,721	
Count	Last Name	First Name	Title	% At School	ORG	Object	Salary15-16	Salary 16-17	Fund Type
1	Belton	Val Jean	Interim Principal	100%	19044064	50113	\$ 147,285	\$ 150,403	General
2	Nguyen	John	Assistant Principal	100%	19044062	50113	121,239	123,810	General
3	Willis	Eleanor	Teacher-Lib/Media Specialist	100%	19042064	50115	88,489	89,989	General
4	Wetmore	Kristin	Teacher-Art	100%	27041064	50115	88,489	89,989	ID
5	Neumann	Nicholas	Teacher-Music	100%	27042264	50115	88,489	89,989	ID
6	Martin-Corbin	Sheila	Teacher-Science	100%	19041464	50115	89,239	89,989	General
7	Armini	Christin	Teacher-Science	100%	19041464	50115	89,239	89,989	General
8	Lee	Jennifer	Teacher-Art	100%	27041064	50115	85,776	87,276	ID
9	Kafoglis	Christian	Teacher-Mathematics	100%	19041164	50115	85,776	87,276	General
10	Alfred	Harriett	Teacher-Music	100%	27041064	50115	85,776	87,276	ID
11	Sapienza	Marialuisa	Teacher-English	100%	27041664	50115	85,776	87,276	ID
12	Freer	Constance	Teacher-Guidance Counselor	100%	19042064	50115	85,776	87,276	General
13	Dillon	William	Teacher-Special Ed K-8	100%	19049064	50115	86,526	87,276	General
14	Pepe	Frank	Teacher-Physical Education	100%	27040364	50115	86,526	87,276	ID
15	Halloran	Michael	Teacher-Mathematics	100%	19041164	50115	84,250	85,000	General
16	Smith	Patrick	Teacher-Music	100%	27041064	50115	79,862	85,000	ID
17	Reinshagen	Julie	Teacher-Tag/Issp	100%	19046264	50115	83,500	85,000	General
18	Brenner	Aaron	Teacher-English	100%	19041664	50115	79,276	82,138	General
19	Hernandez	Ralph	Teacher-Foreign Language	100%	27041264	50115	78,303	81,898	ID
20	Esposito	Vandelina	Teacher-Foreign Language	100%	19041764	50115	77,000	79,862	General
21	Blakeslee	Petrina	Teacher-Technology Education	100%	19042964	50115	75,605	79,276	General
22	Franklin	Steven	Teacher-School Psychologist	100%	25045034	50115	109,968	114,266	Special
23	Antonucci	Rachel	Teacher-Music	100%	27042264	50115	74,617	78,303	ID
24	Vilnay	Natacha	Teacher-Mathematics	100%	19041164	50115	73,338	77,000	General
25	Martone	Michael	Teacher-Mathematics	100%	27041164	50115	71,933	75,605	ID
26	Purdie	Theresa	Teacher-Marketing Education	100%	27041064	50115	69,038	71,933	ID
27	Banack	Luke	Teacher-Foreign Language	100%	19041764	50115	69,038	71,933	General
28	Murphy	Harry	Teacher-History/Social Studies	100%	27041564	50115	69,038	71,933	ID
29	Laub	John	Teacher-History/Social Studies	100%	19041564	50115	69,038	71,933	General
30	Cozzi	Christopher	Teacher-Visual Arts	100%	27042164	50115	69,038	71,933	ID



## Cooperative Arts & Humanities Magnet

### Full-Time Salaries

General Fund and Interdistrict Salaries	\$4,862,817
Special Funds Actual + Benefits	198,712
Food Service	105,192
<b>Total Salaries</b>	<b>\$5,166,721</b>

Non-Personel (Supplies, Materials, etc.)	694,289
Part-Time	140,294
<b>Total Budget</b>	<b>\$6,001,304</b>

Total Enrollment	683
Budget Per Pupil	<b>\$8,787</b>

Count	Last Name	First Name	Title	% At School	Object	Salary Totals:		Fund Type
						FY 16 \$ 5,004,962	FY 17 \$ 5,166,721	
1	Belton	Val Jean	Interim Principal	100%	50113	\$ 147,285	\$ 150,403	General
2	Nguyen	John	Assistant Principal	100%	50113	121,239	123,810	General
3	Willis	Eleanor	Teacher-Lib/Media Specialist	100%	50115	88,489	89,989	General
4	Wetmore	Kristin	Teacher-Art	100%	50115	88,489	89,989	ID
5	Neumann	Nicholas	Teacher-Music	100%	50115	88,489	89,989	ID
6	Martin-Corbin	Sheila	Teacher-Science	100%	50115	89,239	89,989	General
7	Arnini	Christin	Teacher-Science	100%	50115	89,239	89,989	General
8	Lee	Jennifer	Teacher-Art	100%	50115	85,776	87,276	ID
9	Kafoglis	Christian	Teacher-Mathematics	100%	50115	85,776	87,276	General
10	Alfred	Harriett	Teacher-Music	100%	50115	85,776	87,276	ID
11	Sapienza	Marialuisa	Teacher-English	100%	50115	85,776	87,276	ID
12	Freer	Constance	Teacher-Guidance Counselor	100%	50115	85,776	87,276	General
13	Dillon	William	Teacher-Special Ed K-8	100%	50115	86,526	87,276	General
14	Pepe	Frank	Teacher-Physical Education	100%	50115	86,526	87,276	ID
15	Halloran	Michael	Teacher-Mathematics	100%	50115	84,250	85,000	General
16	Smith	Patrick	Teacher-Music	100%	50115	79,862	85,000	ID
17	Reinshagen	Julie	Teacher-Tag/Issp	100%	50115	83,500	85,000	General
18	Brenner	Aaron	Teacher-English	100%	50115	79,276	82,138	General
19	Hernandez	Ralph	Teacher-Foreign Language	100%	50115	78,303	81,898	ID
20	Esposito	Vandelina	Teacher-Foreign Language	100%	50115	77,000	79,862	General
21	Blakeslee	Petrina	Teacher-Technology Education	100%	50115	75,605	79,276	General
22	Franklin	Steven	Teacher-School Psychologist	100%	50115	109,968	114,266	Special
23	Antonucci	Rachel	Teacher-Music	100%	50115	74,617	78,303	ID
24	Vilnay	Natacha	Teacher-Mathematics	100%	50115	73,338	77,000	General
25	Martone	Michael	Teacher-Mathematics	100%	50115	71,933	75,605	ID
26	Purdie	Theresa	Teacher-Marketing Education	100%	50115	69,038	71,933	ID
27	Banack	Luke	Teacher-Foreign Language	100%	50115	69,038	71,933	General
28	Murphy	Harry	Teacher-History/Social Studies	100%	50115	69,038	71,933	ID
29	Laub	John	Teacher-History/Social Studies	100%	50115	69,038	71,933	General
30	Cozzi	Christopher	Teacher-Visual Arts	100%	50115	69,038	71,933	ID
31	Fucci	Michele	Teacher-Science	100%	50115	69,038	71,933	General
32	Jones	Timothy	High School Arts Director	100%	50115	70,000	70,000	ID
33	Bednarcik	Julianne	Teacher-Mathematics	100%	50115	66,180	69,038	General
34	Nelken	Benjamin	Teacher-English	100%	50115	3,320	69,038	General
35	Bernor	John	Teacher-English	100%	50115	66,180	69,038	ID
36	Cacopardo	Matthew	Teacher-Special Ed	100%	50115	66,180	69,038	General
37	Roblee	Laura	Assistant Principal	100%	50113	111,841	68,810	ID
38	Andrien	Cynthia	Teacher-Guidance Counselor	100%	50115	65,935	68,810	General
39	Bauer	Lindsey	Teacher-Dance	100%	50115	63,334	66,180	ID
40	Katz	Judith	Teacher-English	100%	50115	63,334	66,180	General

Count	Last Name	First Name	Title	% At School	Object	Salary15-16	Salary 16-17	Fund Type
41	Englart	Mindi	Teacher-English	100%	50115	63,334	66,180	ID
42	Esposito	Robert	Teacher-Theater/Drama	100%	50115	63,334	66,180	ID
43	Wajnowski	Breanna	Teacher-Mathematics	100%	50115	60,919	63,334	General
44	Hankey	Stephen	Teacher-Dance	100%	50115	58,719	61,141	ID
45	Rice	Chanel	Teacher-Guidance Counselor	100%	50115	58,801	58,801	General
46	Yang	Ruwen	Teacher-Foreign Language	100%	50115	56,329	58,719	General
47	Manghnani	Robert	Teacher-History/Social Studies	100%	50115	56,540	56,540	ID
48	Garstka	Jamie	Teacher-Special Ed	100%	50115	56,199	56,199	General
49	Spaner	Warren	Building Manager	100%	50121	54,808	55,904	General
50	Branco	Dana	Teacher-History/Social Studies	100%	50115	54,342	54,342	General
51	Boulanger	Danielle	Teacher-Art	100%	50115	53,938	53,938	General
52	Sargent	Christi	Teacher-Theater/Drama	100%	50115	51,745	51,745	ID
53	Schwartz	Robert	Teacher-English	100%	50115	51,740	51,740	ID
54	Wajnowski	Daniel	Teacher-English	100%	50115	51,740	51,740	General
55	Meikle	David	Teacher-Theater/Drama	100%	50115	51,740	51,740	ID
56	Weires	Amanda	Teacher-Science	100%	50115	51,740	51,740	ID
57	Bella	Terry	Teacher-Science	100%	50115	51,740	51,740	General
58	Norman	Frankie	Assistant Building Manager	100%	50121	48,836	49,813	General
59	Malavasi	Jenna	Teacher-English	100%	50115	49,601	49,601	General
60	Foster	Vancardi	Teacher-History/Social Studies	100%	50115	49,601	49,601	General
61	Vollono	Valerie	Teacher-English	100%	50115	49,546	49,546	General
62	Pulliam	Benjamin	Teacher-Mathematics	100%	50115	47,551	47,551	ID
63	Morrisroe Capo	Laura	Teacher-Foreign Language	100%	50115	47,408	47,408	General
64	Rosarbo	Ronald	School Security Worker I	100%	50118	46,906	46,906	General
65	Boroski	Ryan	Teacehr-Social Studies 10Th Gr	100%	50115	45,953	45,953	ID
66	Laudermilch	Rebekah	Teacher-Science	100%	50115	45,357	45,357	ID
67	Newton	James	Drop Out Prevention (261 Days)	100%	50119	63,351	63,351	Special
68	Onofrio	Alison	Teacher-School Social Worker	80%	50115	43,474	43,474	General
69	Clinton	Michael	Comp.Lab Tech/Coor. 10 Mos	100%	50118	43,165	43,165	ID
70	Migliaro	John	In House Suspension Worker	100%	50120	38,923	38,923	General
71	Marcano	Amanda	Clerk Typist 12 Months Boe	100%	50124	37,883	37,883	General
72	O'Grady	Heather	Clerk Typist 10 Month Boe	100%	50124	31,570	31,570	ID
73	Keeton	Frances	Cook/Lead	100%	50126	26,701	38,716	Food Service
74	Medina	Roxanda	Community Relations Worker	100%	50128	23,252	23,252	ID
75	Henley	Diane	Teacher-Speech And Hearing	25%	50115	22,310	22,497	General
76	Random	Joanne	General Worker	100%	50126	21,285	30,863	Food Service
77	Martone	Erica	Asst Teacher High School	100%	50128	18,793	18,793	ID
78	Feliciano	Christian	B.O.E. Maintenance Floater	40%	50121	17,548	17,899	General
79	Ruiz	Glenda	General Worker	100%	50126	14,736	21,367	Food Service
80	Wallace-Howard	Hope	Drop Out Prevention (261 Days)	33%	50119	21,096	21,096	Special
81	Gray	Robnisha	General Worker	100%	50126	9,824	14,245	Food Service



## Davis Street Arts & Academics School 2

### General Fund Allocation

### Methodology

Enrollment x Per Pupil

K-8 Base Student Funding	\$970,465	=	278	X	\$3,491
9-12 Base Student Funding	\$0	=	-	X	3,840
Family Income Based Funding	171,751	=	123	X	1,396
Student Mobility Funding	19,549	=	14	X	1,396
English Learners Funding	5,585	=	5	X	1,117
Special Education Funding	60,043	=	41	X	1,464
District-Directed Funds	-				

**Total General Funds Allocation \$1,227,394**

Proposed Interdistrict Allocation \$2,215,543

Staff Paid from Non-School Sources (ex. Special Funds, Itinerant) 483,609

Year One - Phase in Adjustment (155,395)

Other Supplemental Funding -

Open Choice or Tuition if Applicable 82,800

**Total FY17 Budget Allocation \$3,853,951**

Total Enrollment 504

Budget Per Pupil **\$7,647**

Note: General Funding Enrollment is based on Resident K-12 Students.

ELL and Special Education Per Pupils are blended rates of multiple categories.

Davis Street Arts & Academics School 2							Salary Totals:		
							FY 16	FY 17	
							\$ 3,142,793	\$ 3,238,867	
Count	Last Name	First Name	Title	% At School	ORG	Object	Salary15-16	Salary 16-17	Fund Type
1	Coleman	Sequella	Principal	100%	19044009	50113	\$ 140,655	\$ 143,649	General
2	Asarisi	Marisa	Assistant Principal	100%	27044009	50113	114,079	118,654	ID
3	Narowski	Mary Lou	Teacher-Integrated Lang. Arts	100%	27041609	50115	88,489	89,989	ID
4	Rafala	Lucia	Teacher-Lib/Media Specialist	100%	19042009	50115	88,489	89,989	General
5	Poklemba Montesi	Audrey	Teacher-Literacy Coaching Spec	100%	25115678	50115	123,034	130,484	Special
6	Kirkland-Mullins	Waltrina	Teacher-Grade 3	100%	27041009	50115	85,776	87,276	ID
7	Elmore	Christine	Teacher-Grade 1	100%	27041009	50115	86,526	87,276	ID
8	Johnson	Cora	Teacher-Science Grades 5/8	100%	27041409	50115	78,303	81,898	ID
9	Mongillo	Nicholas	Teacher-Phys. Ed Grades K-8	100%	19040309	50115	75,605	79,276	General
10	Black	Elizabeth	Teacher-Magnet Sch. Resource	100%	27041009	50115	75,605	79,276	ID
11	Maturi	Lindsay	Teacher-Music Grades K-8	100%	27042209	50115	71,694	74,617	ID
12	Repko	Robert	Teacher-Social Studies Gr. 5/8	100%	27041509	50115	68,810	71,694	ID
13	Seward	Carolyn	Teacher-Kindergarten	100%	19041009	50115	66,180	69,038	General
14	King	Erin	Teacher-Grade 4	100%	27041009	50115	63,334	66,180	ID
15	Ames	Jessica	Teacher-Instruct. Coach Math	100%	25115678	50115	91,834	95,961	Special
16	Kasbarian	Shelley	Teacher-Grade 6	100%	27041009	50115	63,334	66,180	ID
17	Maresca	Mary Ellyn	Teacher-Grade 3	100%	27041009	50115	63,334	66,180	ID
18	Zito	Danielle	Teacher-Pre-School	100%	27041009	50115	63,334	66,180	ID
19	Bryant	Mimi	Teacher-Pre-K	100%	19041009	50115	63,334	66,180	General
20	Spinelli	Deana	Teacher-Dev. Reading/K-8	100%	19041309	50115	63,334	66,180	General
21	Woodard	Lisa	Teacher-Music Grades K-8	100%	19042209	50115	61,141	63,966	General
22	Hynes	Kristy	Teacher-Special Ed	100%	19049009	50115	60,919	63,334	General
23	Artz	Jeanne	Teacher-Art	100%	27042109	50115	58,523	60,919	ID
24	Geist	Lynn	Teacher-Grade 2	100%	19041009	50115	56,199	56,199	General
25	Chadderton	Scott	Building Manager	100%	19047409	50121	54,808	55,904	General
26	Rivera	Karen	Teacher-Foreign Language K-8	100%	27041709	50115	54,006	54,006	ID
27	Kennedy	Caitlin	Teacher-Kindergarten	100%	19041009	50115	51,740	51,740	General
28	Light	Jessica	Teacher-Grade 5	100%	27041009	50115	51,740	51,740	ID
29	Pallas	Eleni	Teacher-Grade 5	100%	27041009	50115	51,740	51,740	ID
30	Tyson	Alyson	Teacher-Grade 2	100%	27041009	50115	51,740	51,740	ID

							FY 16	FY 17			
Davis Street Arts & Academics School 2							<b>Salary Totals:</b>		\$ 3,142,793	\$ 3,238,867	
Count	Last Name	First Name	Title	% At School	ORG	Object	Salary15-16	Salary 16-17	Fund Type		
31	Lewis	Frank	Assistant Building Manager	100%	19047409	50121	48,836	49,813	General		
32	Nadeau	Kara	Teacher-Special Ed	100%	19049009	50115	49,601	49,601	General		
33	Denaples	Katherine	Teacher-Pre-K	100%	19041009	50115	49,546	49,546	General		
34	Wentworth	Justin	Teacher-Mathematics	100%	27041109	50115	47,551	47,551	ID		
35	Pratt	Ricquel	Teacher-Guidance Counselor	100%	19042000	50115	45,953	45,953	General		
36	Conaway	Adham	Teacher-Grade 6	100%	27041009	50115	45,953	45,953	ID		
37	Schlesinger	Andrea	Teacher-Grade 2	100%	27041009	50115	45,953	45,953	ID		
38	Bedard	Rachael	Teacher-Grade 4	100%	27041009	50115	43,759	43,759	ID		
39	Berdiel	Elva	Clerk Typist 12 Months Boe	100%	27041009	50124	41,207	41,207	ID		
40	Margolies	Robert	Teacher-School Psychologist	40%	19049198	50115	37,087	37,687	General		
41	Bennett	Stephanie	Parent Liaison Worker	100%	27041009	50120	30,469	30,469	ID		
42	Moore	James	School Security Officer 10 Mos	100%	19047300	50127	27,602	27,602	General		
43	Donovan	Kenneth	Teacher-Physical Education	40%	19040398	50115	25,334	26,472	General		
44	Mccarthy	Maureen	Asst Teacher Pre-K	100%	27041009	50128	25,576	25,576	ID		
45	St Germaine	Doreen	Asst Teacher S/Ed Ages K-8	100%	19049009	50128	25,576	25,576	General		
46	Mcduffie	Sharon	Asst Teacher-Special Education	100%	19049009	50128	23,417	23,417	General		
47	Coleman	Alice	Asst Teacher Grade 1	100%	27041009	50128	22,757	22,757	ID		
48	Donohue	Frank	Building Manager	40%	19047498	50121	21,923	22,362	General		
49	Bookert	Shirley	Cook/Lead	100%	25215200	50126	21,933	31,803	Food Service		
50	Mendez-Clarke	Pauline	Asst Teacher Kdg	100%	27041009	50128	21,430	21,430	ID		
51	Neal-Palmer	Charlene	Asst Teacher Grade 1	100%	27041009	50128	20,773	20,773	ID		
52	Daniels	Deborah	Asst Teacher Pre-K	100%	27041009	50128	20,115	20,115	ID		
53	Fluker	William	Asst Teacher Grade 1	100%	27041009	50128	20,115	20,115	ID		
54	Leotaud	Hyacinth	Asst Teacher Pre-K	100%	27041009	50128	20,115	20,115	ID		
55	Brunson	Lamar	Asst Teacher Pre-K	100%	27041009	50128	20,115	20,115	ID		
56	Rosen	Sigita	Asst Teacher Pre-K	100%	27041009	50128	20,115	20,115	ID		
57	Boyd	Kimberly	Asst Teacher S/Ed Ages 3-5	100%	25045034	50128	29,167	29,167	Special		
58	Douglas	Adrienne	Asst Teacher S/Ed Ages K-8	100%	19049009	50128	20,115	20,115	General		
59	Ward	Joycelyn	Asst Teacher Kdg	100%	27041009	50128	20,115	20,115	ID		
60	Glenn	Kayla	Asst Teacher Grade 1	100%	27041009	50128	19,451	19,451	ID		
61	Ortiz	Darlene	Teacher-Speech And Hearing	20%	19049298	50115	15,661	16,380	General		
62	Austin	Elizabeth	General Worker	100%	25215200	50126	13,099	18,994	Food Service		
63	Ellis	Shanice	General Worker	100%	25215200	50126	9,824	14,245	Food Service		
64	Blake	Carol	General Worker	40%	25215200	50126	4,912	7,122	Food Service		

## Davis Street Arts & Academics School 2

### Full-Time Salaries

General Fund and Interdistrict Salaries	\$2,911,092
Special Funds Actual + Benefits	255,612
Food Service	72,164
<b>Total Salaries</b>	<b>\$3,238,867</b>

Non-Personel (Supplies, Materials, etc.)	220,908
Part-Time	316,478
<b>Total Budget</b>	<b>\$3,776,253</b>

Total Enrollment	504
Budget Per Pupil	<b>\$7,493</b>

Count	Last Name	First Name	Title	% At School	Object	Salary Totals:		Fund Type
						FY 16 \$ 3,142,793	FY 17 \$ 3,238,867	
1	Coleman	Sequella	Principal	100%	50113	\$ 140,655	\$ 143,649	General
2	Asarisi	Marisa	Assistant Principal	100%	50113	114,079	118,654	ID
3	Narowski	Mary Lou	Teacher-Integrated Lang. Arts	100%	50115	88,489	89,989	ID
4	Rafala	Lucia	Teacher-Lib/Media Specialist	100%	50115	88,489	89,989	General
5	Poklemba Montesi	Audrey	Teacher-Literacy Coaching Spec	100%	50115	123,034	130,484	Special
6	Kirkland-Mullins	Waltrina	Teacher-Grade 3	100%	50115	85,776	87,276	ID
7	Elmore	Christine	Teacher-Grade 1	100%	50115	86,526	87,276	ID
8	Johnson	Cora	Teacher-Science Grades 5/8	100%	50115	78,303	81,898	ID
9	Mongillo	Nicholas	Teacher-Phys. Ed Grades K-8	100%	50115	75,605	79,276	General
10	Black	Elizabeth	Teacher-Magnet Sch. Resource	100%	50115	75,605	79,276	ID
11	Maturi	Lindsay	Teacher-Music Grades K-8	100%	50115	71,694	74,617	ID
12	Repko	Robert	Teacher-Social Studies Gr. 5/8	100%	50115	68,810	71,694	ID
13	Seward	Carolyn	Teacher-Kindergarten	100%	50115	66,180	69,038	General
14	King	Erin	Teacher-Grade 4	100%	50115	63,334	66,180	ID
15	Atnes	Jessica	Teacher-Instruct. Coach Math	100%	50115	91,834	95,961	Special
16	Kasbarian	Shelley	Teacher-Grade 6	100%	50115	63,334	66,180	ID
17	Maresca	Mary Ellyn	Teacher-Grade 3	100%	50115	63,334	66,180	ID
18	Zito	Danielle	Teacher-Pre-School	100%	50115	63,334	66,180	ID
19	Bryant	Mimi	Teacher-Pre-K	100%	50115	63,334	66,180	General
20	Spinelli	Deana	Teacher-Dev. Reading/K-8	100%	50115	63,334	66,180	General
21	Woodard	Lisa	Teacher-Music Grades K-8	100%	50115	61,141	63,966	General
22	Hynes	Kristy	Teacher-Special Ed	100%	50115	60,919	63,334	General
23	Artz	Jeanne	Teacher-Art	100%	50115	58,523	60,919	ID
24	Geist	Lynn	Teacher-Grade 2	100%	50115	56,199	56,199	General
25	Chadderton	Scott	Building Manager	100%	50121	54,808	55,904	General
26	Rivera	Karen	Teacher-Foreign Language K-8	100%	50115	54,006	54,006	ID
27	Kennedy	Caitlin	Teacher-Kindergarten	100%	50115	51,740	51,740	General
28	Light	Jessica	Teacher-Grade 5	100%	50115	51,740	51,740	ID
29	Pallas	Eleni	Teacher-Grade 5	100%	50115	51,740	51,740	ID
30	Tyson	Alyson	Teacher-Grade 2	100%	50115	51,740	51,740	ID
31	Lewis	Frank	Assistant Building Manager	100%	50121	48,836	49,813	General
32	Nadeau	Kara	Teacher-Special Ed	100%	50115	49,601	49,601	General
33	Denaples	Katherine	Teacher-Pre-K	100%	50115	49,546	49,546	General
34	Wentworth	Justin	Teacher-Mathematics	100%	50115	47,551	47,551	ID
35	Pratt	Ricquel	Teacher-Guidance Counselor	100%	50115	45,953	45,953	General
36	Conaway	Adham	Teacher-Grade 6	100%	50115	45,953	45,953	ID
37	Schlesinger	Andrea	Teacher-Grade 2	100%	50115	45,953	45,953	ID
38	Bedard	Rachael	Teacher-Grade 4	100%	50115	43,759	43,759	ID
39	Berdiel	Elva	Clerk Typist 12 Months Boe	100%	50124	41,207	41,207	ID
40	Margolies	Robert	Teacher-School Psychologist	40%	50115	37,087	37,687	General



## East Rock School

### General Fund Allocation

### Methodology

Enrollment x Per Pupil

K-8 Base Student Funding	\$1,661,660	=	476	X	\$3,491
9-12 Base Student Funding	\$0	=	-	X	3,840
Family Income Based Funding	328,143	=	235	X	1,396
Student Mobility Funding	46,080	=	33	X	1,396
English Learners Funding	64,581	=	71	X	910
Special Education Funding	90,763	=	58	X	1,565
District-Directed Funds	-				
<b>Total General Funds Allocation</b>	<b>\$2,191,227</b>				
Proposed Interdistrict Allocation	\$0				
Staff Paid from Non-School Sources (ex. Special Funds, Itinerant)	1,291,690				
Year One - Phase in Adjustment	508,637				
Other Supplemental Funding	250,000				
Open Choice or Tuition if Applicable	-				
<b>Total FY17 Budget Allocation</b>	<b>\$4,241,554</b>				
Total Enrollment	531				
Budget Per Pupil	<b>\$7,988</b>				

Note: General Funding Enrollment is based on Resident K-12 Students.

ELL and Special Education Per Pupils are blended rates of multiple categories.

East Rock School							Salary Totals:		
							FY 16	FY 17	
							\$ 4,002,886	\$ 4,127,323	
Count	Last Name	First Name	Title	% At School	ORG	Object	Salary15-16	Salary 16-17	Fund Type
1	Pelley	Margaret	Principal	100%	19044046	50113	\$ 141,655	\$ 144,649	General
2	White Depriest	Leslie	Assistant Principal	100%	19044046	50113	121,447	124,018	General
3	Brown	Patricia	Teacher-Instruct. Coach Math	100%	19041046	50115	89,239	89,989	General
4	Daitzman	Paula	Teacher-Lib/Media Specialist	100%	19042046	50115	88,489	89,989	General
5	Polio	Norine	Teacher-Tesol	100%	19041246	50115	89,239	89,989	General
6	Kelly	Lynn	Teacher-Literacy Coaching Spec	100%	19041046	50115	88,489	89,989	General
7	Werth	Katherine	Teacher-Grade 3	100%	19041046	50115	88,489	89,989	General
8	Cassidy	Elizabeth	Teacher-Art Grades K-8	100%	19042146	50115	89,239	89,989	General
9	Denuzzo	Dawn	Teacher-Grade 2	100%	19041046	50115	89,239	89,989	General
10	Linebarger	Rosemarie	Teacher-Hearing Impaired	100%	19049546	50115	86,526	87,276	General
11	Parkinson	Seeta	Teacher-Pre K/Sp.Ed.	100%	19049046	50115	86,526	87,276	General
12	Kelly	Nancy	Teacher-Grade 2	100%	19041046	50115	86,526	87,276	General
13	Lewis	Joseph	Teacher-Computer Ed/I.T.	100%	19042646	50115	83,500	85,000	General
14	Riccitelli	Marisa	Teacher-Kindergarten	100%	19041046	50115	79,276	82,138	General
15	Denuzzo	Dineen	Teacher-Grade 1	100%	19041046	50115	79,276	82,138	General
16	Fonda	Deborah	Teacher-Special Ed K-8	100%	19049046	50115	77,000	79,862	General
17	Lawrence	Carol Jean	Teacher-Music Grades K-8	100%	19042246	50115	75,605	79,276	General
18	Kennedy	John	Teacher-Math Grade 5/8	100%	19041146	50115	71,933	75,605	General
19	Wolf	Francine	Teacher-Grade 6	100%	19041046	50115	71,933	75,605	General
20	Ross	Kelly	Teacher-Dev. Reading/K-8	100%	19041346	50115	71,694	74,617	General
21	Haggerty	Robin	Teacher-Special Ed K-8	100%	19049046	50115	69,038	71,933	General
22	Pruzinsky	Susanne	Teacher-Special Ed K-8	100%	19049046	50115	66,180	69,038	General
23	Atkin	Alison	Teacher-Science Grades 5/8	100%	19041446	50115	66,180	69,038	General
24	Raccio	Nicole	Teacher-Grade 5	100%	19041046	50115	65,935	68,810	General
25	Pereira	Melissa	Teacher-Kindergarten	100%	19041046	50115	63,334	66,180	General
26	Binkowski	Amy	Teacher-Grade 6	100%	19041046	50115	63,334	66,180	General
27	Wolkovitz	Keith	Teacher-Grade 5	100%	19041046	50115	63,334	66,180	General
28	Maiocco	Angela	Teacher-Grade 4	100%	19041046	50115	63,334	66,180	General
29	Koch	Erika	Teacher-Grade 4	100%	19041046	50115	63,334	66,180	General
30	Salzano	Erin	Teacher-Grade 3	100%	19041046	50115	63,334	66,180	General

East Rock School							Salary Totals:		
							FY 16	FY 17	
							\$ 4,002,886	\$ 4,127,323	
Count	Last Name	First Name	Title	% At School	ORG	Object	Salary15-16	Salary 16-17	Fund Type
31	Ryalls	Rebecca	Teacher-Grade 1	100%	19041046	50115	63,334	66,180	General
32	Wells	Tamara	Teacher-School Social Worker	100%	19049346	50115	63,513	65,935	General
33	Selmont	Clay	Teacher-Music Grades K-8	100%	19042246	50115	61,141	63,966	General
34	Glickman	Mary	Teacher-Phys. Ed Grades K-8	100%	19040346	50115	60,919	63,334	General
35	Colon	Magda	Teacher-Foreign Language	100%	19041746	50115	60,919	63,334	General
36	Pendl	Patricia	Teacher-Special Ed K-8	0%	19049046	50115	58,523	60,919	General
37	Pendl	Patricia-Ann	Teacher-Special Ed K-8	100%	19049046	50115	58,523	58,523	General
38	Melendez	Alejandro	Building Manager	100%	19047446	50121	54,808	55,904	General
39	Cicarella	Kristin	Teacher-Guidance Counselor	100%	19042046	50115	53,938	53,938	General
40	Anastasio	Madelin	Teacher-Special Ed K-8	100%	19049046	50115	51,740	51,740	General
41	Smith	Jason	Assistant Building Manager	100%	19047442	50121	48,836	49,813	General
42	Generoso	Laura	Teacher-Social Studies Gr. 5/8	100%	19041546	50115	49,601	49,601	General
43	Crocco	Cristina	Teacher-Art Grades K-8	100%	19042146	50115	49,601	49,601	General
44	Rowan	Chad	Teacher-Phys. Ed Grades K-8	100%	19040346	50115	49,546	49,546	General
45	Iannuccilli	Kayla	Teacher-Integrated Lang. Arts	100%	19041346	50115	47,551	47,551	General
46	Bachman	Jennifer	Teacher-Special Ed	100%	19049846	50115	45,357	45,357	General
47	Hayes	James	Teacher-Special Ed K-8	100%	19049046	50115	43,759	43,759	General
48	Wimmer	Marissa	Teacher-Special Ed K-8	100%	19049046	50115	43,759	43,759	General
49	Rudd	Verita	Head Teacher School Readiness	100%	25236098	50128	55,529	55,529	Special
50	Marcus	Nicole	Asst Teacher Pre-School	100%	25236098	50128	46,145	46,145	Special
51	Pina-Morris	Linda	Clerk Typist 10 Month Boe	100%	19041046	50124	31,570	31,570	General
52	Roman	Denise	Head Teacher School Readiness	100%	25236098	50128	43,944	43,944	Special
53	King	Karen	Asst Teacher S/Ed Ages 3-5	100%	19049846	50128	25,576	25,576	General
54	Benevento	Peggy	Asst Teacher S/Ed Ages K-8	100%	19041046	50128	25,576	25,576	General
55	Savo Oskins	Debra	Asst Teacher Kdg	100%	25795319	50128	36,359	36,359	Special
56	Mchugh	Betty Ann	Cook/Lead	100%	25215200	50126	24,794	35,951	Food Service
57	Mattei	Cindy	Asst Teacher S/Ed Ages 3-5	100%	19049046	50128	22,093	22,093	General
58	Garcia	Santa	Asst Teacher S/Ed Ages K-8	100%	25045034	50128	32,035	32,035	Special
59	Maebry	Mildred	Asst Teacher Grade 1	100%	19041046	50128	21,430	21,430	General
60	Myers	Cheryl	Asst Teacher S/Ed Ages K-8	100%	19049046	50128	20,773	20,773	General
61	Feliciano	Nereida	General Worker	100%	25215200	50126	20,466	29,676	Food Service
62	Saffioti	Christine	General Worker	100%	25215200	50126	20,466	29,676	Food Service
63	Lamberti	Dawn	Asst Teacher S/Ed Ages K-8	100%	19049046	50128	20,115	20,115	General
64	Lucatino	Lisa	Asst Teacher Kdg	100%	19041046	50128	20,115	20,115	General
65	Aponte-Baez	Anna	Asst Teacher Grade 1	100%	19041046	50128	20,115	20,115	General
66	Reynolds	Colleen	Asst Teacher S/Ed Ages K-8	100%	19049046	50128	20,115	20,115	General
67	Dwyer	Jessica	Asst Teacher School Readiness	100%	25236098	50128	27,250	27,250	Special
68	Hennessy	David	Asst Teacher-Special Education	100%	19049046	50128	18,793	18,793	General
69	Givens	Nicholas	Asst Teacher-Special Education	100%	19049046	50128	18,793	18,793	General
70	Digioia	Diane	Teacher-Special Ed K-8	20%	19049098	50115	17,305	17,455	General
71	Catala	Jason	Teacher-Talented And Gifted	20%	19046298	50115	13,187	13,762	General
72	Escalero	Wendy	General Worker	100%	25215200	50136	9,824	14,245	Food Service
73	Bowman	Doretta	General Worker	100%	25215200	50126	9,824	14,245	Food Service
74	Dupree	D'Andre	Drop Out Prevention (261 Days)	20%	25315167	50119	12,670	12,670	Special

## East Rock School

### Full-Time Salaries

General Fund and Interdistrict Salaries	\$3,749,599
Special Funds Actual + Benefits	253,931
Food Service	123,792
<b>Total Salaries</b>	<b>\$4,127,323</b>

Non-Personel (Supplies, Materials, etc.)	76,377
Part-Time	42,173
<b>Total Budget</b>	<b>\$4,245,873</b>

Total Enrollment	531
Budget Per Pupil	<b>\$7,996</b>

Count	Last Name	First Name	Title	% At School	Object	Salary Totals:		Fund Type
						Salary 15-16	Salary 16-17	
						\$ 4,002,886	\$ 4,127,323	
1	Pelley	Margaret	Principal	100%	50113	\$ 141,655	\$ 144,649	General
2	White Depriest	Leslie	Assistant Principal	100%	50113	121,447	124,018	General
3	Brown	Patricia	Teacher-Instruct. Coach Math	100%	50115	89,239	89,989	General
4	Daitzman	Paula	Teacher-Lib/Media Specialist	100%	50115	88,489	89,989	General
5	Polio	Norine	Teacher-Tesol	100%	50115	89,239	89,989	General
6	Kelly	Lynn	Teacher-Literacy Coaching Spec	100%	50115	88,489	89,989	General
7	Werth	Katherine	Teacher-Grade 3	100%	50115	88,489	89,989	General
8	Cassidy	Elizabeth	Teacher-Art Grades K-8	100%	50115	89,239	89,989	General
9	Denuzzo	Dawn	Teacher-Grade 2	100%	50115	89,239	89,989	General
10	Linebarger	Rosemarie	Teacher-Hearing Impaired	100%	50115	86,526	87,276	General
11	Parkinson	Seeta	Teacher-Pre K/Sp.Ed.	100%	50115	86,526	87,276	General
12	Kelly	Nancy	Teacher-Grade 2	100%	50115	86,526	87,276	General
13	Lewis	Joseph	Teacher-Computer Ed/I.T.	100%	50115	83,500	85,000	General
14	Riccitelli	Marisa	Teacher-Kindergarten	100%	50115	79,276	82,138	General
15	Denuzzo	Dineen	Teacher-Grade 1	100%	50115	79,276	82,138	General
16	Fonda	Deborah	Teacher-Special Ed K-8	100%	50115	77,000	79,862	General
17	Lawrence	Carol Jean	Teacher-Music Grades K-8	100%	50115	75,605	79,276	General
18	Kennedy	John	Teacher-Math Grade 5/8	100%	50115	71,933	75,605	General
19	Wolf	Francine	Teacher-Grade 6	100%	50115	71,933	75,605	General
20	Ross	Kelly	Teacher-Dev. Reading/K-8	100%	50115	71,694	74,617	General
21	Haggerty	Robin	Teacher-Special Ed K-8	100%	50115	69,038	71,933	General
22	Pruzinsky	Susanne	Teacher-Special Ed K-8	100%	50115	66,180	69,038	General
23	Atkin	Alison	Teacher-Science Grades 5/8	100%	50115	66,180	69,038	General
24	Raccio	Nicole	Teacher-Grade 5	100%	50115	65,935	68,810	General
25	Pereira	Melissa	Teacher-Kindergarten	100%	50115	63,334	66,180	General
26	Binkowski	Amy	Teacher-Grade 6	100%	50115	63,334	66,180	General
27	Wolkovitz	Keith	Teacher-Grade 5	100%	50115	63,334	66,180	General
28	Maiocco	Angela	Teacher-Grade 4	100%	50115	63,334	66,180	General
29	Koch	Erika	Teacher-Grade 4	100%	50115	63,334	66,180	General
30	Salzano	Erin	Teacher-Grade 3	100%	50115	63,334	66,180	General
31	Ryalls	Rebecca	Teacher-Grade 1	100%	50115	63,334	66,180	General
32	Wells	Tamara	Teacher-School Social Worker	100%	50115	63,513	65,935	General
33	Selmont	Clay	Teacher-Music Grades K-8	100%	50115	61,141	63,966	General
34	Glickman	Mary	Teacher-Phys. Ed Grades K-8	100%	50115	60,919	63,334	General
35	Colon	Magda	Teacher-Foreign Language	100%	50115	60,919	63,334	General
36	Pendl	Patricia	Teacher-Special Ed K-8	0%	50115	58,523	60,919	General
37	Pendl	Patricia-Ann	Teacher-Special Ed K-8	100%	50115	58,523	58,523	General
38	Melendez	Alejandro	Building Manager	100%	50121	54,808	55,904	General
39	Cicarella	Kristin	Teacher-Guidance Counselor	100%	50115	53,938	53,938	General
40	Anastasio	Madelin	Teacher-Special Ed K-8	100%	50115	51,740	51,740	General





## Edgewood School

### General Fund Allocation

### Methodology

Enrollment x Per Pupil

K-8 Base Student Funding	\$1,577,879	=	452	X	\$3,491
9-12 Base Student Funding	\$0	=	-	X	3,840
Family Income Based Funding	194,093	=	139	X	1,396
Student Mobility Funding	16,756	=	12	X	1,396
English Learners Funding	14,662	=	16	X	916
Special Education Funding	64,232	=	44	X	1,460
District-Directed Funds	-				
<b>Total General Funds Allocation</b>	<b>\$1,867,622</b>				
Proposed Interdistrict Allocation	\$0				
Staff Paid from Non-School Sources (ex. Special Funds, Itinerant)	947,503				
Year One - Phase in Adjustment	124,835				
Other Supplemental Funding	100,000				
Open Choice or Tuition if Applicable	-				
<b>Total FY17 Budget Allocation</b>	<b>\$3,039,960</b>				
Total Enrollment	454				
Budget Per Pupil	<b>\$6,696</b>				

Note: General Funding Enrollment is based on Resident K-12 Students.

ELL and Special Education Per Pupils are blended rates of multiple categories.

Edgewood School							Salary Totals:		
							FY 16	FY 17	
							\$ 2,762,945	\$ 2,858,733	
Count	Last Name	First Name	Title	% At School	ORG	Object	Salary15-16	Salary 16-17	Fund Type
1	Morrison Smith	Shanta	Principal	100%	19044012	50113	\$ 132,498	\$ 140,180	General
2	Sauerbrunn	Andrea	Assistant Principal	100%	19044012	50113	116,367	121,454	General
3	Piersanti	Constance	Teacher-Instruc. Coach Math	100%	19042000	50115	85,776	87,276	General
4	Boynton	Carol	Teacher-Grade 2	100%	19041012	50115	85,776	87,276	General
5	Combs	Martha	Teacher-Foreign Language K-8	100%	19041712	50115	85,776	87,276	General
6	Matican	Susan	Teacher-Grade 2	100%	19041012	50115	86,526	87,276	General
7	Kindilien	Katherine	Teacher-Art Grades K-8	100%	19042112	50115	81,989	84,851	General
8	Walsh	Jennifer	Teacher-Instruc. Coach Literac	100%	25115678	50115	109,627	114,950	Special
9	Walsh	Jessica	Teacher-Read 180	100%	19041012	50115	71,933	75,605	General
10	Paulishen	Michelle	Teacher-Kindergarten	100%	19041012	50115	69,038	71,933	General
11	Hunter	Diana	Teacher-Grade 1	100%	19041012	50115	69,038	71,933	General
12	Quirk	Jennifer	Teacher-Lib/Media Specialist	100%	19042012	50115	68,810	71,694	General
13	Iglesias	Michele	Teacher-Special Ed K-8	100%	19049012	50115	66,180	69,038	General
14	Smith	Holly	Teacher-Grade 4	100%	19041012	50115	65,935	68,810	General
15	Pietrorazio	Joel	Teacher-Music Grades K-8	100%	19042212	50115	63,334	66,180	General
16	Kelly	Nicole	Teacher-Math Grade 5/8	100%	19041012	50115	63,334	66,180	General
17	Smith	Aron	Teacher-Music Grades K-8	100%	19042212	50115	63,334	66,180	General
18	Clarke	Sarah	Teacher-Grade 6	100%	19041012	50115	63,334	66,180	General
19	Bosse	Christopher	Teacher-Phys. Ed Grades K-8	100%	19040312	50115	63,334	66,180	General
20	Dabre-Rufus	Shefau	Teacher-Kindergarten	100%	19041012	50115	58,523	60,919	General
21	Rogers	Kim	Teacher-Grade 3	100%	19042012	50115	58,523	60,919	General
22	Holloway	Monique	Teacher-School Psychologist	40%	19049198	50115	57,162	59,342	General
23	Saether	Tone	Teacher-Special Ed K-8	100%	19041312	50115	56,199	56,199	General
24	Courtmanche	Rebecca	Teacher-Grade 3	100%	19041012	50115	56,199	56,199	General
25	Delucia	Thomas	Building Manager	100%	19047412	50121	54,808	55,904	General
26	Klein	Rebecca	Teacher-Integrated Lang. Arts	100%	19041312	50115	51,740	51,740	General
27	Anderson	John	Assistant Building Manager	100%	19047412	50121	48,836	49,813	General
28	Cornell	Nicole	Teacher-Grade 5	100%	19041012	50115	49,601	49,601	General
29	Puglia	Stacey	Teacher-Grade 1	100%	19041012	50115	49,601	49,601	General
30	Davis	Sheila	Teacher-Science Grades 5/8	100%	19041412	50115	47,408	47,408	General



# Edgewood School

## Full-Time Salaries

General Fund and Interdistrict Salaries	\$2,591,925
Special Funds Actual + Benefits	182,860
Food Service	83,948
<b>Total Salaries</b>	<b>\$2,858,733</b>

Non-Personel (Supplies, Materials, etc.)	86,774
Part-Time	56,870
<b>Total Budget</b>	<b>\$3,002,377</b>

Total Enrollment	454
Budget Per Pupil	<b>\$6,613</b>

Count	Last Name	First Name	Title	% At School	Object	Salary Totals:		Fund Type
						Salary15-16	Salary 16-17	
						<b>FY 16</b>	<b>FY 17</b>	
						\$ 2,762,945	\$ 2,858,733	
1	Morrison Smith	Shanta	Principal	100%	50113	\$ 132,498	\$ 140,180	General
2	Sauerbrunn	Andrea	Assistant Principal	100%	50113	116,367	121,454	General
3	Piersanti	Constance	Teacher-Instruct. Coach Math	100%	50115	85,776	87,276	General
4	Boynton	Carol	Teacher-Grade 2	100%	50115	85,776	87,276	General
5	Combs	Martha	Teacher-Foreign Language K-8	100%	50115	85,776	87,276	General
6	Matican	Susan	Teacher-Grade 2	100%	50115	86,526	87,276	General
7	Kindilien	Katherine	Teacher-Art Grades K-8	100%	50115	81,989	84,851	General
8	Walsh	Jennifer	Teacher-Instruc. Coach Literac	100%	50115	109,627	114,950	Special
9	Walsh	Jessica	Teacher-Read 180	100%	50115	71,933	75,605	General
10	Paulishen	Michelle	Teacher-Kindergarten	100%	50115	69,038	71,933	General
11	Hunter	Diana	Teacher-Grade 1	100%	50115	69,038	71,933	General
12	Quirk	Jennifer	Teacher-Lib/Media Specialist	100%	50115	68,810	71,694	General
13	Iglesias	Michele	Teacher-Special Ed K-8	100%	50115	66,180	69,038	General
14	Smith	Holly	Teacher-Grade 4	100%	50115	65,935	68,810	General
15	Pietrorazio	Joel	Teacher-Music Grades K-8	100%	50115	63,334	66,180	General
16	Kelly	Nicole	Teacher-Math Grade 5/8	100%	50115	63,334	66,180	General
17	Smith	Aron	Teacher-Music Grades K-8	100%	50115	63,334	66,180	General
18	Clarke	Sarah	Teacher-Grade 6	100%	50115	63,334	66,180	General
19	Bosse	Christopher	Teacher-Phys. Ed Grades K-8	100%	50115	63,334	66,180	General
20	Dabre-Rufus	Shefau	Teacher-Kindergarten	100%	50115	58,523	60,919	General
21	Rogers	Kim	Teacher-Grade 3	100%	50115	58,523	60,919	General
22	Holloway	Monique	Teacher-School Psychologist	40%	50115	57,162	59,342	General
23	Saether	Tone	Teacher-Special Ed K-8	100%	50115	56,199	56,199	General
24	Courtemanche	Rebecca	Teacher-Grade 3	100%	50115	56,199	56,199	General
25	Delucia	Thomas	Building Manager	100%	50121	54,808	55,904	General
26	Klein	Rebecca	Teacher-Integrated Lang. Arts	100%	50115	51,740	51,740	General
27	Anderson	John	Assistant Building Manager	100%	50121	48,836	49,813	General
28	Cornell	Nicole	Teacher-Grade 5	100%	50115	49,601	49,601	General
29	Puglia	Stacey	Teacher-Grade 1	100%	50115	49,601	49,601	General
30	Davis	Sheila	Teacher-Science Grades 5/8	100%	50115	47,408	47,408	General
31	Thoden	Lauren	Teacher-Grade 3	100%	50115	45,953	45,953	General
32	Surdej	Kirsten	Teacher-Grade 4	100%	50115	45,953	45,953	General
33	Morgillo	Amanda	Teacher-Special Ed K-8	100%	50115	43,759	45,357	General
34	Duzant	Dominique	Teacher-Guidance Counselor	80%	50115	44,959	44,959	General
35	Singleton	Jasmine	Teacher-Mathematics	100%	50115	43,759	43,759	General
36	Englund	Elizabeth	Teacher-Remedial Rdg/Lang Arts	100%	50115	43,759	43,759	General
37	Sanders	Julian	Teacher-Social Studies Gr. 5/8	100%	50115	43,759	43,759	General
38	Henderson	Deborah	Clerk Typist 10 Month Boe	100%	50124	31,570	31,570	General
39	Rawlings	Jennifer	Parent Liaison Worker	100%	50128	30,469	30,469	General
40	Bean	Sharon	School Security Officer 10 Mos	100%	50127	27,602	27,602	General













## Engineering & Science University Magnet

### General Fund Allocation

### Methodology

Enrollment x Per Pupil

K-8 Base Student Funding	\$356,070	=	102	X	\$3,491
9-12 Base Student Funding	\$702,715	=	183	X	3,840
Family Income Based Funding	106,123	=	76	X	1,396
Student Mobility Funding	1,396	=	1	X	1,396
English Learners Funding	5,236	=	10	X	524
Special Education Funding	27,927	=	20	X	1,396
District-Directed Funds	-				
<b>Total General Funds Allocation</b>	<b>\$1,199,467</b>				
Proposed Interdistrict Allocation	\$3,296,560				
Staff Paid from Non-School Sources (ex. Special Funds, Itinerant)	699,205				
Year One - Phase in Adjustment	(519,048)				
Other Supplemental Funding	-				
Open Choice or Tuition if Applicable	202,800				
<b>Total FY17 Budget Allocation</b>	<b>\$4,878,984</b>				
Total Enrollment	644				
Budget Per Pupil	<b>\$7,576</b>				

Note: General Funding Enrollment is based on Resident K-12 Students.

ELL and Special Education Per Pupils are blended rates of multiple categories.

Engineering & Science University Magnet							Salary Totals:		
							FY 16	FY 17	
							\$ 4,039,853	\$ 4,173,029	
Count	Last Name	First Name	Title	% At School	ORG	Object	Salary15-16	Salary 16-17	Fund Type
1	Blue	Medria	Principal	100%	19044017	50113	\$ 146,285	\$ 149,403	General
2	Paris-Cooper	Stephanie	Assistant Principal	100%	19044017	50113	118,883	121,454	General
3	Criscuolo	Antoinette	Teacehr-Social Studies 10Th Gr	100%	27041517	50115	82,138	87,276	ID
4	Hutton-Moore	Kim	Teacher-Guidance Counselor	100%	19046117	50115	85,776	87,276	General
5	Hopes-Mcfadden	Kirsten	Teacher-Social Studies Gr. 5/8	100%	27041017	50115	82,511	86,217	ID
6	Lee	Errol	Teacher-Technology Education	100%	27042617	50115	79,862	85,000	ID
7	Ryan-Muniz	Michelle	Teacher-Guidance Counselor	100%	19042017	50115	79,276	82,138	General
8	Streets	Carolyn	Teacher-Integrated Lang. Arts	100%	27041317	50115	78,303	81,898	ID
9	Oparaocha	Didacus	Teacher-Engineering	100%	27041017	50115	75,840	78,804	ID
10	Worthy	Pamela	Teacher-English	100%	27041617	50115	74,617	78,303	ID
11	Chojnicki	Shelly	Teacher-Special Ed K-8	100%	19049017	50115	71,933	75,605	General
12	Donroe	Adam	Teacher-School Social Worker	100%	19049317	50115	71,694	74,617	General
13	Rushworth	Roger	Teacher-Science Grades 5/8	100%	27041417	50115	69,676	73,338	ID
14	Meetze	Ginger	Teacher-Science Grades 5/8	100%	27041417	50115	69,038	71,933	ID
15	Blackwood	Bethany	Teacher-Science Grades 5/8	100%	27041417	50115	68,810	71,694	ID
16	Scionti	Christopher	Teacher-Engineering	100%	27041117	50115	68,810	71,694	ID
17	Chandler	David	Teacher-Social Studies Gr. 5/8	100%	19041517	50115	66,180	69,038	General
18	Copperthite	Jeffrey	Teacher-Engineering	100%	27041017	50115	66,180	69,038	ID
19	Pinsker	Robert	Teacher-Computer Ed/I.T.	100%	27041017	50115	66,180	69,038	ID
20	Johnson	Shawna	Teacher-Instruct. Coach Other	100%	25486084	50115	95,961	100,105	Special
21	Pennella	Jeanne	Teacher-Phys. Ed Grades K-8	100%	19040317	50115	65,935	68,810	General
22	Migliore	Amy	Teacher-Art Grades K-8	100%	25486084	50115	95,606	99,775	Special
23	Kerison	Cheryl	Teacher-Mag.Res.-Elementary	100%	27041017	50115	65,188	67,595	ID
24	Napoletano	Taylor	Teacher-Math Grade 5/8	100%	27041117	50115	63,334	66,180	ID
25	Robinson	Karen	Teacher-English	100%	27041617	50115	63,334	66,180	ID
26	Marone	Robert	Teacher-Physical Education	100%	27040317	50115	61,141	63,966	ID
27	Mcconaghy	Michelle	Teacher-Mathematics	100%	27041117	50115	60,919	63,334	ID
28	Toothaker	Heather	Teacher-Science Grades 5/8	100%	27041417	50115	60,919	63,334	ID
29	Oliver-Miccio	Audra	Teacher-Special Ed	100%	19049017	50115	58,523	60,919	General
30	Macwilliam	Brian	Teacher-Science	100%	27041417	50115	58,523	60,919	ID

Engineering & Science University Magnet							Salary Totals:		
							FY 16	FY 17	
							\$ 4,039,853	\$ 4,173,029	
Count	Last Name	First Name	Title	% At School	ORG	Object	Salary15-16	Salary 16-17	Fund Type
31	Rais	Laura	Teacher-Foreign Language K-8	100%	27041717	50115	58,523	60,919	ID
32	Davis	Claudine	Teacher-Art	100%	27042117	50115	58,523	60,919	ID
33	Soto-Johnson	Marta	Teacher-Mathematics	100%	27041117	50115	58,801	58,801	ID
34	Capone	Lori	Teacher-Technology Education	100%	27042617	50115	56,199	56,199	ID
35	Rice	Kenneth	Teacher-Engineering	100%	27041017	50115	56,199	56,199	ID
36	Stolzman	Karissa	Teacher-Grade 6	100%	27041017	50115	56,199	56,199	ID
37	Tynes	Leon	Teacher-Technology Education	100%	27042617	50115	54,342	54,342	ID
38	Alexis	Reginald	Teacher-Foreign Language	100%	27041717	50115	54,342	54,342	ID
39	Cuminale	Richard	Teacher-English	100%	27041617	50115	54,006	54,006	ID
40	Stewart	David	Teacher-Music Grades K-8	100%	27042217	50115	53,938	53,938	ID
41	Maroney	Eric	Teacher-English	100%	27041617	50115	53,938	53,938	ID
42	Roberts	Tina	Teacher-History/Social Studies	100%	27041517	50115	52,203	52,203	ID
43	Smith	Hunter	Teacher-Mathematics	100%	27041117	50115	51,740	51,740	ID
44	Ear	Amy	Teacher-Mathematics	100%	27041117	50115	51,740	51,740	ID
45	Costen	Elizabeth	Teacher-Science	100%	27041417	50115	51,740	51,740	ID
46	Petrescu	Michael	Teacher-Engineering	100%	27041017	50115	51,740	51,740	ID
47	Zenait	Abir	Teacher-Foreign Language K-8	100%	27041717	50115	51,740	51,740	ID
48	Neary	Patricia	Teacher-English Grades 5/8	100%	27041617	50115	51,740	51,740	ID
49	Manziona	Melissa	Teacher-Technology Education	100%	27042617	50115	50,151	50,151	ID
50	Naples	Michael	Teacher-History/Social Studies	100%	27041517	50115	49,601	49,601	ID
51	Davila	Jeremiah	Teacher-Science	100%	27041517	50115	49,546	49,546	ID
52	Mcardle	Phillip	Teacher-Science	100%	27041417	50115	47,408	49,546	ID
53	Slade	Ann	Teacher-Engineering	100%	27041017	50115	49,546	49,546	ID
54	Meyer	Aron	Teacher-English	100%	27041617	50115	48,554	48,554	ID
55	Romanelli	Joseph	Teacher-Mathematics	100%	27041117	50115	47,551	47,551	ID
56	Karas	Andrea	Teacher-Mathematics	100%	27041117	50115	47,408	47,408	ID
57	Wasley	Emily	Teacher-English	100%	27041617	50115	45,357	47,408	ID
58	Laney	Megan	Teacher-Foreign Language K-8	100%	27041017	50115	45,357	45,357	ID
59	Jones	Kirvanna	Teacher-Mathematics	100%	19061600	50115	43,759	43,759	General
60	Margolies	Robert	Teacher-School Psychologist	40%	19049198	50115	37,087	37,687	General
61	Flowers	Teresa	Clerk Typist 10 Month Boe	100%	27041017	50124	31,570	31,570	ID
62	Mauhs	Anna Maria	Clerk Typist 10 Month Boe	100%	19041017	50124	31,570	31,570	General
63	Bethea	Sonya	School Security Officer 10 Mos	100%	19047317	50127	27,602	27,602	General
64	Randolph	Terrill	School Security Officer 10 Mos	100%	19047317	50127	27,602	27,602	General
65	Brown	Desiree	Cook/Lead	100%	25215200	50126	23,840	34,568	Food Service
66	Miller	Karen	General Worker	100%	25215200	50126	20,466	29,676	Food Service
67	Smart	Kimberly	Asst Teacher S/Ed Ages K-8	100%	25045034	50128	29,167	29,167	Special
68	Mente	Barbara	Teacher-Tag/Issp	20%	19046298	50115	16,398	16,970	General
69	Zanders	Monica	General Worker	100%	25215200	50126	10,643	15,432	Food Service
70	Villanueva	Maria	General Worker	100%	25215200	50126	10,643	15,432	Food Service

## Engineering & Science University Magnet

### Full-Time Salaries

General Fund and Interdistrict Salaries	\$3,848,874
Special Funds Actual + Benefits	229,046
Food Service	95,108
<b>Total Salaries</b>	<b>\$4,173,029</b>

Non-Personel (Supplies, Materials, etc.)	301,781
Part-Time	144,650
<b>Total Budget</b>	<b>\$4,619,460</b>

Total Enrollment	644
Budget Per Pupil	<b>\$7,173</b>

Count	Last Name	First Name	Title	% At School	Object	Salary Totals:		Fund Type
						FY 16	FY 17	
						\$ 4,039,853	\$ 4,173,029	
1	Blue	Medria	Principal	100%	50113	\$ 146,285	\$ 149,403	General
2	Paris-Cooper	Stephanie	Assistant Principal	100%	50113	118,883	121,454	General
3	Criscuolo	Antoinette	Teacehr-Social Studies 10Th Gr	100%	50115	82,138	87,276	ID
4	Hutton-Moore	Kim	Teacher-Guidance Counselor	100%	50115	85,776	87,276	General
5	Hopes-Mcfadden	Kirsten	Teacher-Social Studies Gr. 5/8	100%	50115	82,511	86,217	ID
6	Lee	Errol	Teacher-Technology Education	100%	50115	79,862	85,000	ID
7	Ryan-Muniz	Michelle	Teacher-Guidance Counselor	100%	50115	79,276	82,138	General
8	Streets	Carolyn	Teacher-Integrated Lang. Arts	100%	50115	78,303	81,898	ID
9	Oparaocha	Didacus	Teacher-Engineering	100%	50115	75,840	78,804	ID
10	Worthy	Pamela	Teacher-English	100%	50115	74,617	78,303	ID
11	Chojnicki	Shelly	Teacher-Special Ed K-8	100%	50115	71,933	75,605	General
12	Donroe	Adam	Teacher-School Social Worker	100%	50115	71,694	74,617	General
13	Rushworth	Roger	Teacher-Science Grades 5/8	100%	50115	69,676	73,338	ID
14	Meetze	Ginger	Teacher-Science Grades 5/8	100%	50115	69,038	71,933	ID
15	Blackwood	Bethany	Teacher-Science Grades 5/8	100%	50115	68,810	71,694	ID
16	Scionti	Christopher	Teacher-Engineering	100%	50115	68,810	71,694	ID
17	Chandler	David	Teacher-Social Studies Gr. 5/8	100%	50115	66,180	69,038	General
18	Copperthite	Jeffrey	Teacher-Engineering	100%	50115	66,180	69,038	ID
19	Pinsker	Robert	Teacher-Computer Ed/I.T.	100%	50115	66,180	69,038	ID
20	Johnson	Shawna	Teacher-Instruct. Coach Other	100%	50115	95,961	100,105	Special
21	Pennella	Jeanne	Teacher-Phys. Ed Grades K-8	100%	50115	65,935	68,810	General
22	Migliore	Amy	Teacher-Art Grades K-8	100%	50115	95,606	99,775	Special
23	Kerison	Cheryl	Teacher-Mag.Res.-Elementary	100%	50115	65,188	67,595	ID
24	Napoletano	Taylor	Teacher-Math Grade 5/8	100%	50115	63,334	66,180	ID
25	Robinson	Karen	Teacher-English	100%	50115	63,334	66,180	ID
26	Marone	Robert	Teacher-Physical Education	100%	50115	61,141	63,966	ID
27	Mconaghy	Michelle	Teacher-Mathematics	100%	50115	60,919	63,334	ID
28	Toothaker	Heather	Teacher-Science Grades 5/8	100%	50115	60,919	63,334	ID
29	Oliver-Miccio	Audra	Teacher-Special Ed	100%	50115	58,523	60,919	General
30	Macwilliam	Brian	Teacher-Science	100%	50115	58,523	60,919	ID
31	Rais	Laura	Teacher-Foreign Language K-8	100%	50115	58,523	60,919	ID
32	Davis	Claudine	Teacher-Art	100%	50115	58,523	60,919	ID
33	Soto-Johnson	Marta	Teacher-Mathematics	100%	50115	58,801	58,801	ID
34	Capone	Lori	Teacher-Technology Education	100%	50115	56,199	56,199	ID
35	Rice	Kenneth	Teacher-Engineering	100%	50115	56,199	56,199	ID
36	Stolzman	Karissa	Teacher-Grade 6	100%	50115	56,199	56,199	ID
37	Tynes	Leon	Teacher-Technology Education	100%	50115	54,342	54,342	ID
38	Alexis	Reginald	Teacher-Foreign Language	100%	50115	54,342	54,342	ID
39	Cuminale	Richard	Teacher-English	100%	50115	54,006	54,006	ID
40	Stewart	David	Teacher-Music Grades K-8	100%	50115	53,938	53,938	ID



## Fair Haven School

### General Fund Allocation

### Methodology

Enrollment x Per Pupil

K-8 Base Student Funding	\$2,799,688	=	802	X	\$3,491
9-12 Base Student Funding	\$0	=	-	X	3,840
Family Income Based Funding	652,097	=	467	X	1,396
Student Mobility Funding	113,105	=	81	X	1,396
English Learners Funding	480,345	=	416	X	1,155
Special Education Funding	111,708	=	79	X	1,414
District-Directed Funds	-				
<b>Total General Funds Allocation</b>	<b>\$4,156,943</b>				
Proposed Interdistrict Allocation	\$0				
Staff Paid from Non-School Sources (ex. Special Funds, Itinerant)	1,704,559				
Year One - Phase in Adjustment	(135,319)				
Other Supplemental Funding	-				
Open Choice or Tuition if Applicable	-				
<b>Total FY17 Budget Allocation</b>	<b>\$5,726,182</b>				
Total Enrollment	822				
Budget Per Pupil	<b>\$6,966</b>				

Note: General Funding Enrollment is based on Resident K-12 Students.

ELL and Special Education Per Pupils are blended rates of multiple categories.

Fair Haven School							Salary Totals:		
							FY 16	FY 17	
							\$ 5,269,873	\$ 5,435,458	
Count	Last Name	First Name	Title	% At School	ORG	Object	Salary15-16	Salary 16-17	Fund Type
1	Cordero	Heriberto	Principal	100%	19044006	50113	\$ 138,091	\$ 141,085	General
2	Ramos	Jaime	Assistant Principal	100%	19044016	50113	121,239	124,018	General
3	Mitchell	Tina	Assistant Principal	100%	19044007	50113	112,084	116,659	General
4	Duran	Iris	Teacher-Math Grade 5/8	100%	19041116	50115	88,489	89,989	General
5	Banquer	Barbara	Teacher-Special Ed K-8	100%	19049016	50115	89,239	89,989	General
6	Williams	Lorraine	Teacher-Special Ed K-8	100%	19049016	50115	89,239	89,989	General
7	Ware	Kathleen	Teacher-Kindergarten	100%	19041016	50115	85,776	87,276	General
8	Anderson	Kristine	Teacher-Grade 6	100%	19042016	50115	85,776	87,276	General
9	Marshmon	Oliver	Teacher-Technology Education	100%	19042616	50115	86,526	87,276	General
10	Arnold	Sharon	Teacher-Phys. Ed Grades K-8	100%	19040316	50115	85,776	87,276	General
11	Leone	Angela	Teacher-Art Grades K-8	100%	19042116	50115	85,776	87,276	General
12	Brunelli	Lynn	Teacher-Art Grades K-8	100%	19042116	50115	86,526	87,276	General
13	Denoya	Liliana	Teacher-Foreign Language K-8	100%	19041716	50115	85,776	87,276	General
14	Bowman	Douglas	Teacher-Bilingual English 5/8	100%	19041216	50115	78,303	81,898	General
15	Langlois	Paula	Teacher-Grade 5	100%	19041016	50115	75,605	79,276	General
16	Carr	Rosalie	Teacher-Grade 1	100%	19041016	50115	75,605	79,276	General
17	Elgert	Nancy	Teacher-Bilingual Kindergarten	100%	19041216	50115	74,617	78,303	General
18	Compton	Jeanette	Teacher-Science Grades 5/8	100%	19041416	50115	73,338	77,000	General
19	Carter	Chantel	Teacher-Special Ed K-8	100%	19049016	50115	71,933	75,605	General
20	Glenn-Person	Vanessa	Teacher-Computer Ed/I.T.	100%	19042616	50115	71,933	75,605	General
21	Shevchenko	Dmitri	Teacher-English Grades 5/8	100%	19041616	50115	71,694	74,617	General
22	Soares	Michael	Teacher-Tesol	100%	19041216	50115	69,038	71,933	General
23	Zakarauskas	Armundas	Teacher-Tesol	100%	25315256	50115	99,775	103,956	Special
24	Clermont	Bruinilda	Teacher-School Social Worker	100%	19049316	50115	68,810	71,694	General
25	Dozier	Hilary	Teacher-Instruc. Coach Literac	100%	25315256	50115	91,834	95,961	Special
26	Torre	Kristina	Teacher-Instruc. Coach Math	100%	25315256	50115	91,834	95,961	Special
27	Brooks-Draughn	LTanya	Teacher-Special Ed K-8	100%	19049016	50115	63,334	66,180	General
28	Bimonte	Nicole	Teacher-Art Grades K-8	100%	19042116	50115	63,334	66,180	General
29	Russo	Autumn Marie	Teacher-Grade 1	100%	19041016	50115	63,334	66,180	General
30	Abbott	Monica	Teacher-Grade 2	100%	19041016	50115	63,334	66,180	General

Fair Haven School							Salary Totals:		
							FY 16	FY 17	
							\$ 5,269,873	\$ 5,435,458	
Count	Last Name	First Name	Title	% At School	ORG	Object	Salary15-16	Salary 16-17	Fund Type
31	Bria	Martina	Teacher-Bilingual Grade 6	100%	19041216	50115	61,124	63,513	General
32	Morales	Monica	Teacher-Grade 4	100%	19041016	50115	60,919	63,334	General
33	Virtue	Lynn	Teacher-Lib/Media Specialist	100%	19042016	50115	60,919	63,334	General
34	Bengtson Mendoza	Kristin	Teacher-Itinerant Tesol	100%	19041216	50115	60,919	63,334	General
35	Baccus	Marie	Teacher-Grade 6	100%	19041016	50115	60,919	63,334	General
36	Nelson	Tiffany	Teacher-Dev. Reading/K-8	100%	19041316	50115	60,919	63,334	General
37	Genn	Jonathan	Teacher-Grade 3	100%	19041016	50115	60,919	63,334	General
38	Lawrence	Tania	Teacher-Grade 4	100%	19041016	50115	58,719	61,141	General
39	Bonz	Samantha	Teacher-Grade 1	100%	19041016	50115	58,719	61,141	General
40	Kinsman	Daniel	Teacher-Music Grades K-8	100%	19042216	50115	58,523	60,919	General
41	Rosario	Maritza	Teacher-Guidance Counselor	100%	19042016	50115	58,523	60,919	General
42	Zona	Colleen	Teacher-Pre-K	100%	19041016	50115	56,540	56,540	General
43	D'Angelo	Brigit	Teacher-Kindergarten	100%	19041016	50115	56,199	56,199	General
44	Blodgett	Kathryn	Teacher-Grade 6	100%	19042016	50115	56,199	56,199	General
45	Blair	Michael	Building Manager	100%	19047416	50121	54,808	55,904	General
46	Garcia	Jesenia	Teacher-School Psychologist	100%	19049116	50115	54,342	54,342	General
47	Gladstone	Kendall	Teacher-Grade 4	100%	19041016	50115	54,342	54,342	General
48	Engler	Caitlin	Teacher-Grade 2	100%	19041016	50115	53,938	53,938	General
49	Harris	Alexis	Teacher-Grade 1	100%	19042016	50115	53,938	53,938	General
50	Woodard	Thomas	Teacher-Social Studies Gr. 5/8	100%	19041516	50115	51,740	51,740	General
51	Nachemja-Bunton	Monica	Teacher-Bilingual Grade 2	100%	19041016	50115	51,740	51,740	General
52	Mc Cormack	John	Assistant Building Manager	100%	19047416	50121	48,836	49,813	General
53	Lee	Linda	Teacher-Tesol	100%	19041016	50115	49,601	49,601	General
54	Norwood	Michele	Teacher-Tesol	100%	19041016	50115	49,601	49,601	General
55	Petersen	Danielle	Teacher-Grade 3	100%	19041016	50115	49,601	49,601	General
56	Colangelo	Tina	Teacher-Special Ed K-8	100%	25476108	50115	71,921	71,921	Special
57	Aleman	Cynthia	Teacher-Special Ed K-8	100%	19049016	50115	49,546	49,546	General
58	Solis	Allan	Teacher-Special Ed K-8	100%	19049016	50115	49,546	49,546	General
59	Rose	Meghan	Teacher-Grade 3	100%	19041016	50115	49,546	49,546	General
60	Pescatore	Marie	Teacher-Grade 5	100%	19041016	50115	47,551	47,551	General
61	Mccarthy	Anna Marie	Teacher-Co-Teacher Elementary	100%	19041016	50115	47,551	47,551	General
62	Formica	Victoria	Teacher-English Grades 5/8	100%	19041316	50115	45,953	47,551	General
63	Clark	Cynthia	Teacher-Grade 4	100%	19041016	50115	47,551	47,551	General
64	Pacilio	Sunny	Teacher-Grade 5	100%	19041016	50115	45,953	45,953	General
65	Gaeta	Marina	Teacher-Science	100%	19041416	50115	45,357	45,357	General
66	Minnocci	Rene	Teacher-Grade 3	100%	19041016	50115	45,357	45,357	General
67	Mansi	Melissa	Teacher-Special Ed	100%	25045038	50115	63,451	63,451	Special
68	Weinreb	David	Teacher-Bilingual Grade 5	100%	19041216	50115	43,759	43,759	General
69	Cates	Larry	In House Suspension Worker	100%	19041016	50120	41,553	41,553	General
70	Betancur	Luz	Site Coordinator	100%	25236078	50135	56,475	56,475	Special
71	Baez	Raquel	Head Teacher School Readiness	100%	25315252	50128	55,529	55,529	Special
72	Pagani	Amy	Clerk Typist 12 Months Boe	100%	19041016	50124	37,883	37,883	General
73	Velazquez	Marilyn	Clerk Typist 10 Month Boe	100%	19041016	50124	31,570	31,570	General
74	Rodriguez	Robert	School Security Officer 10 Mos	100%	19047316	50127	27,602	27,602	General
75	Ramos	Rocio	Asst Teacher Bilingual Gr 1	100%	19041216	50128	25,576	25,576	General
76	D'Addio	Antoinette	Cook/Lead	100%	25215200	50126	24,794	35,951	Food Service
77	Ciocci	Amy	Teacher-Guidance Counselor	40%	19042098	50115	23,409	24,368	General
78	Velazquez	Viviana	Teacher-Speech And Hearing	33%	25045034	50115	30,581	31,955	Special
79	Gonzalez	Vilmarie	General Worker	100%	25215200	50126	21,285	30,863	Food Service
80	Wynne	Carol	General Worker	100%	25215200	50126	21,285	30,863	Food Service
81	Grier	Janis	Asst Teacher Kdg	100%	25315256	50128	30,121	30,121	Special
82	Walsh	Elaine	Asst Teacher Grade 2	100%	25315256	50128	29,167	29,167	Special
83	Mikolike	Denise	Asst Teacher Grade 1	100%	25315256	50128	29,167	29,167	Special
84	Vargas	Edith	Asst Teacher Kdg	100%	25315256	50128	29,167	29,167	Special
85	King	Ynosencia	Asst Teacher S/Ed Ages K-8	100%	19049016	50128	20,115	20,115	General
86	Cusack	Denise	Asst Teacher Kdg	100%	25315256	50128	29,167	29,167	Special
87	Idan	Hiyam	Asst Teacher Kdg	100%	25315256	50128	28,204	28,204	Special
88	Mendoza-Alonzo	Jose	Asst Teacher S/Ed Ages K-8	100%	19049016	50128	19,451	19,451	General
89	Rosario	Jesenia	Asst Teacher Bilingual Gr 1	100%	25315256	50128	27,250	27,250	Special
90	Franchi	Carol	General Worker	100%	25215200	50126	18,010	26,115	Food Service
91	Cintron	Jasmine	General Worker	100%	25215200	50126	18,010	26,115	Food Service
92	Conti	Penny	Teacher-Talented And Gifted	20%	19046298	50115	17,848	17,998	General
93	Williams	Malikah	General Worker	100%	25215200	50126	13,099	18,994	Food Service

## Fair Haven School

### Full-Time Salaries

General Fund and Interdistrict Salaries	\$4,489,106
Special Funds Actual + Benefits	777,451
Food Service	168,900
<b>Total Salaries</b>	<b>\$5,435,458</b>

Non-Personel (Supplies, Materials, etc.)	157,942
Part-Time	65,123
<b>Total Budget</b>	<b>\$5,658,523</b>

Total Enrollment	822
Budget Per Pupil	<b>\$6,884</b>

Count	Last Name	First Name	Title	% At School	Object	Salary Totals:		Fund Type
						FY 16 \$ 5,269,873	FY 17 \$ 5,435,458	
						Salary15-16	Salary 16-17	
1	Cordero	Heriberto	Principal	100%	50113	\$ 138,091	\$ 141,085	General
2	Ramos	Jaime	Assistant Principal	100%	50113	121,239	124,018	General
3	Mitchell	Tina	Assistant Principal	100%	50113	112,084	116,659	General
4	Duran	Iris	Teacher-Math Grade 5/8	100%	50115	88,489	89,989	General
5	Banquer	Barbara	Teacher-Special Ed K-8	100%	50115	89,239	89,989	General
6	Williams	Lorraine	Teacher-Special Ed K-8	100%	50115	89,239	89,989	General
7	Ware	Kathleen	Teacher-Kindergarten	100%	50115	85,776	87,276	General
8	Anderson	Kristine	Teacher-Grade 6	100%	50115	85,776	87,276	General
9	Marshmon	Oliver	Teacher-Technology Education	100%	50115	86,526	87,276	General
10	Arnold	Sharon	Teacher-Phys. Ed Grades K-8	100%	50115	85,776	87,276	General
11	Leone	Angela	Teacher-Art Grades K-8	100%	50115	85,776	87,276	General
12	Brunelli	Lynn	Teacher-Art Grades K-8	100%	50115	86,526	87,276	General
13	Denoya	Liliana	Teacher-Foreign Language K-8	100%	50115	85,776	87,276	General
14	Bowman	Douglas	Teacher-Bilingual English 5/8	100%	50115	78,303	81,898	General
15	Langlois	Paula	Teacher-Grade 5	100%	50115	75,605	79,276	General
16	Carr	Rosalie	Teacher-Grade 1	100%	50115	75,605	79,276	General
17	Elgert	Nancy	Teacher-Bilingual Kindergarten	100%	50115	74,617	78,303	General
18	Compton	Jeanette	Teacher-Science Grades 5/8	100%	50115	73,338	77,000	General
19	Carter	Chantel	Teacher-Special Ed K-8	100%	50115	71,933	75,605	General
20	Glenn-Person	Vanessa	Teacher-Computer Ed/I.T.	100%	50115	71,933	75,605	General
21	Shevchenko	Dmitri	Teacher-English Grades 5/8	100%	50115	71,694	74,617	General
22	Soares	Michael	Teacher-Tesol	100%	50115	69,038	71,933	General
23	Zakarauskas	Armundas	Teacher-Tesol	100%	50115	99,775	103,956	Special
24	Clermont	Bruinilda	Teacher-School Social Worker	100%	50115	68,810	71,694	General
25	Dozier	Hilary	Teacher-Instruc. Coach Literac	100%	50115	91,834	95,961	Special
26	Torre	Kristina	Teacher-Instruc. Coach Math	100%	50115	91,834	95,961	Special
27	Brooks-Draughn	L'Tanya	Teacher-Special Ed K-8	100%	50115	63,334	66,180	General
28	Bimonte	Nicole	Teacher-Art Grades K-8	100%	50115	63,334	66,180	General
29	Russo	Autumn Marie	Teacher-Grade 1	100%	50115	63,334	66,180	General
30	Abbott	Monica	Teacher-Grade 2	100%	50115	63,334	66,180	General
31	Bria	Martina	Teacher-Bilingual Grade 6	100%	50115	61,124	63,513	General
32	Morales	Monica	Teacher-Grade 4	100%	50115	60,919	63,334	General
33	Virtue	Lynn	Teacher-Lib/Media Specialist	100%	50115	60,919	63,334	General
34	Bengtson Mendoza	Kristin	Teacher-Itinerant Tesol	100%	50115	60,919	63,334	General
35	Baccus	Marie	Teacher-Grade 6	100%	50115	60,919	63,334	General
36	Nelson	Tiffany	Teacher-Dev. Reading/K-8	100%	50115	60,919	63,334	General
37	Genn	Jonathan	Teacher-Grade 3	100%	50115	60,919	63,334	General
38	Lawrence	Tania	Teacher-Grade 4	100%	50115	58,719	61,141	General
39	Bonz	Samantha	Teacher-Grade 1	100%	50115	58,719	61,141	General
40	Kinsman	Daniel	Teacher-Music Grades K-8	100%	50115	58,523	60,919	General





## High School in the Community Magnet

### General Fund Allocation

### Methodology

			Enrollment	x	Per Pupil
K-8 Base Student Funding	\$0	=	-	X	\$3,491
9-12 Base Student Funding	\$875,513	=	228	X	3,840
Family Income Based Funding	163,373	=	117	X	1,396
Student Mobility Funding	2,793	=	2	X	1,396
English Learners Funding	10,124	=	17	X	596
Special Education Funding	69,818	=	48	X	1,455
District-Directed Funds	-				
<b>Total General Funds Allocation</b>	<b>\$1,121,620</b>				
Proposed Interdistrict Allocation	\$1,220,148				
Staff Paid from Non-School Sources (ex. Special Funds, Itinerant)	962,734				
Year One - Phase in Adjustment	(60,051)				
Other Supplemental Funding	-				
Open Choice or Tuition if Applicable	41,400				
<b>Total FY17 Budget Allocation</b>	<b>\$3,285,852</b>				
Total Enrollment	309				
Budget Per Pupil	<b>\$10,634</b>				

Note: General Funding Enrollment is based on Resident K-12 Students.

ELL and Special Education Per Pupils are blended rates of multiple categories.

High School in the Community Magnet							Salary Totals:		
							FY 16	FY 17	
							\$ 3,003,024	\$ 3,035,704	
Count	Last Name	First Name	Title	% At School	ORG	Object	Salary15-16	Salary 16-17	Fund Type
1	Brown	Matthew	Teacehr-Social Studies 10Th Gr	100%	25486084	50115	\$ 176,146	\$ 176,146	Special
2	Solli	MarcAnthony	Teacher-English	100%	27041666	50115	84,851	89,989	ID
3	Frederick-Neznek	Donna	Teacher-Art	100%	19042166	50115	88,489	89,989	General
4	Pierson	Frances	Teacher-Lib/Media Specialist	100%	19042066	50115	85,776	87,276	General
5	Sullivan	Mary	Teacher-Mathematics	100%	19041166	50115	85,776	87,276	General
6	Vacancy		Teacher-Science	100%	27041466	50115	82,511	86,217	ID
7	Strand	Cari	Teacher-Magnet Sch. Resource	100%	25486084	50115	140,634	123,034	Special
8	George	Heather	Teacher-Special Ed	100%	19049066	50115	79,276	82,138	General
9	Hanover	Ryan	Teacher-English	100%	19041666	50115	79,276	82,138	General
10	Thorne	Cameo	Teacher-English	100%	25486084	50115	114,950	119,100	Special
11	Lillbask	Camilla	Teacher-Special Ed	100%	19049066	50115	78,303	81,898	General
12	Marzialo	Adeline	Teacher-English	100%	19041666	50115	74,617	78,303	General
13	Hernandez-Degroat	Diana	Teacher-Guidance Counselor	100%	27046166	50115	69,038	71,933	ID
14	Stacey	John	Teacher-History/Social Studies	100%	27041566	50115	69,038	71,933	ID
15	Cabaldon	Michelle	Teacher-Physical Education	100%	25486084	50115	121,855	104,303	Special
16	Ziehl	Mary Jane	Teacher-Science	100%	27041466	50115	63,966	66,803	ID
17	Kaminski	Amy	Teacher-English	100%	19041666	50115	63,334	66,180	General
18	Carbonelli	Su-Lin	Teacher-School Social Worker	90%	19049398	50115	61,929	64,525	General
19	Chandler	Ashton	Teacher-Magnet Sch. Resource	100%	27041066	50115	61,124	63,513	ID
20	Jones	Paul	Teacher-Science	100%	19041466	50115	60,919	63,334	General
21	Rivera	Marlin	Youth Initiative Jobs	100%	19061400	50115	56,329	58,719	General
22	Carter	Dianna	Teacher-English	100%	19041666	50115	56,199	56,199	General
23	Altieri	Licia	Building Manager	100%	19047466	50121	54,808	55,904	General
24	Miller	Gail	Teacher-Mathematics	100%	27041166	50115	53,938	53,938	ID
25	Bowerman	Kyle	Teacher-Special Ed K-8	100%	19049066	50115	51,740	51,740	General
26	Carlson	James	Teacher-English	100%	19041566	50115	51,740	51,740	General
27	Lesieur	Christopher	Teacher-Guidance Counselor	100%	19042066	50115	51,740	51,740	General
28	Roque	Danny	Teacher-History/Social Studies	100%	27041566	50115	51,740	51,740	ID
29	Cornelius	John	Teacher-Mathematics	100%	19041166	50115	51,740	51,740	General
30	Trier	Nathan	Teacher-Music	100%	27042266	50115	51,740	51,740	ID



## High School in the Community Magnet

### Full-Time Salaries

General Fund and Interdistrict Salaries	\$2,330,571
Special Funds Actual + Benefits	668,905
Food Service	36,228
<b>Total Salaries</b>	<b>\$3,035,704</b>

Non-Personel (Supplies, Materials, etc.)	120,646
Part-Time	99,477
<b>Total Budget</b>	<b>\$3,255,827</b>

Total Enrollment	309
Budget Per Pupil	<b>\$10,537</b>

Count	Last Name	First Name	Title	% At School	Object	Salary Totals:		Fund Type
						FY 16 \$ 3,003,024	FY 17 \$ 3,035,704	
1	Brown	Matthew	Teacehr-Social Studies 10Th Gr	100%	50115	\$ 176,146	\$ 176,146	Special
2	Solli	Marcanthony	Teacher-English	100%	50115	84,851	89,989	ID
3	Frederick-Neznek	Donna	Teacher-Art	100%	50115	88,489	89,989	General
4	Pierson	Frances	Teacher-Lib/Media Specialist	100%	50115	85,776	87,276	General
5	Sullivan	Mary	Teacher-Mathematics	100%	50115	85,776	87,276	General
6	Vacancy		Teacher-Science	100%	50115	82,511	86,217	ID
7	Strand	Cari	Teacher-Magnet Sch. Resource	100%	50115	140,634	123,034	Special
8	George	Heather	Teacher-Special Ed	100%	50115	79,276	82,138	General
9	Hanover	Ryan	Teacher-English	100%	50115	79,276	82,138	General
10	Thorne	Cameo	Teacher-English	100%	50115	114,950	119,100	Special
11	Lillbask	Camilla	Teacher-Special Ed	100%	50115	78,303	81,898	General
12	Marzialo	Adeline	Teacher-English	100%	50115	74,617	78,303	General
13	Hernandez-Degroat	Diana	Teacher-Guidance Counselor	100%	50115	69,038	71,933	ID
14	Stacey	John	Teacher-History/Social Studies	100%	50115	69,038	71,933	ID
15	Cabaldon	Michelle	Teacher-Physical Education	100%	50115	121,855	104,303	Special
16	Ziehl	Mary Jane	Teacher-Science	100%	50115	63,966	66,803	ID
17	Kaminski	Amy	Teacher-English	100%	50115	63,334	66,180	General
18	Carbonelli	Su-Lin	Teacher-School Social Worker	90%	50115	61,929	64,525	General
19	Chandler	Ashton	Teacher-Magnet Sch. Resource	100%	50115	61,124	63,513	ID
20	Jones	Paul	Teacher-Science	100%	50115	60,919	63,334	General
21	Rivera	Marlin	Youth Initiative Jobs	100%	50115	56,329	58,719	General
22	Carter	Dianna	Teacher-English	100%	50115	56,199	56,199	General
23	Altieri	Licia	Building Manager	100%	50121	54,808	55,904	General
24	Miller	Gail	Teacher-Mathematics	100%	50115	53,938	53,938	ID
25	Bowerman	Kyle	Teacher-Special Ed K-8	100%	50115	51,740	51,740	General
26	Carlson	James	Teacher-English	100%	50115	51,740	51,740	General
27	Lesieur	Christopher	Teacher-Guidance Counselor	100%	50115	51,740	51,740	General
28	Roque	Danny	Teacher-History/Social Studies	100%	50115	51,740	51,740	ID
29	Cornelius	John	Teacher-Mathematics	100%	50115	51,740	51,740	General
30	Trier	Nathan	Teacher-Music	100%	50115	51,740	51,740	ID
31	Stanley	Corey	Assistant Building Manager	100%	50121	48,836	49,813	General
32	Papantonio	Michael	Teacher-Science	100%	50115	47,408	47,408	General
33	Scully	Justin	Teacher-History/Social Studies	100%	50115	45,357	45,357	General
34	Ortiz	Ismael	Teacher-Physical Education	100%	50115	43,759	45,357	ID
35	Danyluk	Stephan	Teacher-Mathematics	100%	50115	45,357	45,357	ID
36	Kaye	Lindsay	Teacher-Special Ed	100%	50115	43,759	43,759	General
37	Mcfarlane	Valynne	Comp.Lab Tech/Coor. 10 Mos	100%	50118	43,165	43,165	ID
38	Celestino	Tina	Comm School Bldg Leader	100%	50118	62,434	62,434	Special
39	Clough	David	In House Suspension Worker	100%	50120	41,553	41,553	ID
40	Mobley	Charlene	Clerk Typist 10 Month Boe	100%	50124	37,423	37,423	General



## Hill Central Music Academy

### General Fund Allocation

### Methodology

Enrollment x Per Pupil

K-8 Base Student Funding	\$1,675,623	=	480	X	\$3,491
9-12 Base Student Funding	\$0	=	-	X	3,840
Family Income Based Funding	453,815	=	325	X	1,396
Student Mobility Funding	46,080	=	33	X	1,396
English Learners Funding	190,951	=	183	X	1,043
Special Education Funding	71,214	=	50	X	1,424
District-Directed Funds	-				

**Total General Funds Allocation \$2,437,683**

Proposed Interdistrict Allocation \$0

Staff Paid from Non-School Sources (ex. Special Funds, Itinerant) 1,474,427

Year One - Phase in Adjustment 107,984

Other Supplemental Funding 125,000

Open Choice or Tuition if Applicable -

**Total FY17 Budget Allocation \$4,145,095**

Total Enrollment 520

Budget Per Pupil **\$7,971**

Note: General Funding Enrollment is based on Resident K-12 Students.

ELL and Special Education Per Pupils are blended rates of multiple categories.

Hill Central Music Academy							Salary Totals:		FY 16	FY 17	
Count	Last Name	First Name	Title	% At School	ORG	Object	Salary15-16	Salary 16-17		Fund Type	
1	Fontan	Lillian	Principal	100%	19044007	50113	\$ 141,655	\$ 144,649		General	
2	Johnson	Joseph	Assistant Principal	100%	19044007	50113	112,644	112,644		General	
3	Marshall	Delores	Teacher-Reading	100%	19041207	50115	86,526	87,276		General	
4	Chapman	Brenda	Teacher-Special Ed	100%	19049007	50115	82,138	87,276		General	
5	Rispoli	Gary	Teacher-Phys. Ed Grades K-8	100%	19040307	50115	86,526	87,276		General	
6	Delbasso	Donna	Teacher-Co-Teacher Elementary	100%	19041007	50115	82,138	87,276		General	
7	Rodriguez	Marisol	Teacher-Tesol	100%	19041207	50115	81,989	84,851		General	
8	Hick	Elizabeth	Teacher-Instruct. Coach Math	100%	25315256	50115	113,539	118,752		Special	
9	Brown	Nicole	Teacher-Grade 2	100%	25486084	50115	104,303	109,627		Special	
10	Perez	Omayra	Teacher-Special Ed K-8	100%	19049007	50115	71,933	75,605		General	
11	Hernandez	Orlando	Teacher-Mathematics	100%	19041107	50115	71,933	75,605		General	
12	Fry	Christopher	Teacher-Music Grades K-8	100%	19042207	50115	71,694	74,617		General	
13	Rogers	Phillip	Teacher-Science Grades 5/8	100%	19041407	50115	69,676	73,338		General	
14	Buynak	Shelly	Teacher-Lib/Media Specialist	100%	19042007	50115	69,038	71,933		General	
15	Martinez	Gissela	Teacher-Bilingual Grade 2	100%	19041207	50115	69,038	71,933		General	
16	Belser	Frances	Teacher-Kindergarten	100%	19041007	50115	66,180	69,038		General	
17	Annino	Angela	Teacher-Co-Teacher Elementary	100%	19041007	50115	66,180	69,038		General	
18	Callahan	Paige	Teacher-Literacy Coaching Spec	100%	25315256	50115	95,606	99,775		Special	
19	Pinto	Anabela	Teacher-Grade 3	100%	19041007	50115	63,334	66,180		General	
20	Ambroseo	Lindsey	Teacher-Grade 2	100%	19041007	50115	63,334	66,180		General	
21	Levine	Sarah	Teacher-Grade 2	100%	19041007	50115	63,334	66,180		General	
22	Jakubiec	Jennifer	Teacher-Art Grades K-8	100%	19042107	50115	63,334	66,180		General	
23	Langley	Tracy	Teacher-Special Ed K-8	100%	19049007	50115	61,141	63,966		General	
24	Zaborowski	Karen	Teacher-Grade 6	100%	19041007	50115	60,919	63,334		General	
25	Kirste	Michael	Teacher-Integrated Lang. Arts	100%	19041607	50115	60,919	63,334		General	
26	Sobolisky	Robert	Teacher-Social Studies Gr. 5/8	100%	19041507	50115	60,919	63,334		General	
27	Burgos	Christine	Teacher-Grade 3	100%	19041007	50115	58,523	60,919		General	
28	Chiarelli	Jaclyn	Teacher-Music Grades K-8	100%	19042207	50115	56,329	58,719		General	
29	De Barros	Antoinette	Building Manager	100%	19047407	50121	54,808	55,904		General	
30	Borgnine	Brien	Teacher-Co-Teacher Elementary	100%	19041007	50115	54,342	54,342		General	

Hill Central Music Academy							Salary Totals:		
							FY 16	FY 17	
							\$ 3,821,415	\$ 3,938,222	
Count	Last Name	First Name	Title	% At School	ORG	Object	Salary15-16	Salary 16-17	Fund Type
31	Catala	Janice	Teacher-Speech And Hearing	100%	#####	50115	54,342	54,342	General
32	Rodriguez	Olga	Teacher-School Social Worker	60%	19049398	50115	53,543	53,993	General
33	Degnan	Carlie	Teacher-Guidance Counselor	100%	19042007	50115	53,938	53,938	General
34	Langlois	Stephanie	Teacher-Grade 6	100%	19041007	50115	53,938	53,938	General
35	Ryan	Jessica	Teacher-Co-Teacher Elementary	100%	25316163	50115	78,210	78,210	Special
36	Joyner	Edward	Youth Development Coordinator	100%	25315167	50118	75,110	75,110	Special
37	Peter	Maria	Teacher-Tesol	100%	19041207	50115	51,740	51,740	General
38	Lee	James	Assistant Building Manager	100%	19047400	50121	48,836	49,813	General
39	Howland	Sarah	Teacher-Grade 1	100%	19041007	50115	49,601	49,601	General
40	Pine	Kathryn	Teacher-Grade 4	100%	19041007	50115	49,546	49,546	General
41	Sutherland	Courtney	Teacher-Special Ed K-8	100%	19049007	50115	49,546	49,546	General
42	Turey	Kimberly	Teacher-Grade 1	100%	19041007	50115	47,551	47,551	General
43	Gomes	Paola	Teacher-Bilingual Grade 3	100%	19041207	50115	47,408	47,408	General
44	Simonson	Nicole	Teacher-Tesol	100%	#####	50115	45,953	45,953	General
45	Morgan	Matthew	Teacher-Grade 5	100%	19041007	50115	45,357	45,357	General
46	Rindos	Nicole	Teacher-Grade 4	100%	19041007	50115	45,357	45,357	General
47	Esparza	Rosa	Teacher-Kindergarten	100%	19041007	50115	43,759	43,759	General
48	Rodriguez	Lysie	Site Coordinator	100%	25235429	50135	56,475	56,475	Special
49	Mellaly	Iris	Asst Teacher School Readiness	100%	25236067	50128	55,529	55,529	Special
50	Sepulveda-Cuenca	Nilda	Head Teacher School Readiness	100%	25236067	50128	53,364	53,364	Special
51	Mickelson	Rebecca	Teacher-Art	60%	19042198	50115	33,719	33,719	General
52	Walton	Constance	Clerk Typist 10 Month Boe	100%	19041007	50124	31,570	31,570	General
53	Llorens	Mayra	School Security Officer 10 Mos	100%	19047307	50127	27,602	27,602	General
54	Marmolejos	Grecia	Parent Liaison Worker	100%	25476108	50128	38,432	38,432	Special
55	Santiago	Guadalupe	Teacher-Foreign Language K-8	45%	19041798	50115	24,303	24,303	General
56	Brock	Lataunya	Cook/Lead	100%	25215200	50126	22,887	33,186	Food Service
57	Bonilla	Maria	Asst Teacher Bilingual Gr 1	100%	25315256	50128	32,035	32,035	Special
58	Garcia	Cynthia	Asst Teacher Bilingual Kdg	100%	25315256	50128	30,121	30,121	Special
59	Gambrell-Madden	Barbara	Asst Teacher S/Ed Ages K-8	100%	19049007	50128	20,773	20,773	General
60	Rivera	Omayra	Asst Teacher S/Ed Ages K-8	100%	19049007	50128	20,773	20,773	General
61	Laragy	Kevin	Asst Teacher Bilingual Gr 1	100%	19049007	50128	20,115	20,115	General
62	Russell	Sarah	Asst Teacher S/Ed Ages K-8	100%	19049007	50128	20,115	20,115	General
63	Fappiano	Marie	Asst Teacher High School	100%	19041007	50128	20,115	20,115	General
64	Chamberlaine	Dawn	Asst Teacher Pre-K	100%	25315256	50128	29,167	29,167	Special
65	Rispoli	Patricia	Asst Teacher Grade 1	100%	19041007	50128	18,793	18,793	General
66	Nieves	Bethzaida	Asst Teacher Pre-K	100%	25236067	50128	27,250	27,250	Special
67	Moreno	Wanda	Teacher-Special Ed K-8	25%	19049098	50115	15,878	16,484	General
68	Kay	Sybrina	General Worker	100%	25215200	50126	16,373	23,741	Food Service
69	Waters	Becky	Teacher-Talented And Gifted	20%	19046298	50115	12,667	13,236	General
70	Hernaiz	Evelyn	General Worker	100%	25215200	50126	13,099	18,994	Food Service
71	Goodson	Eloise	General Worker	100%	25215200	50126	10,643	15,432	Food Service
72	Gantenbein	Patricia	Teacher-Instruct. Coach Other	10%	25486085	50115	11,910	12,655	Special

# Hill Central Music Academy

## Full-Time Salaries

General Fund and Interdistrict Salaries	\$3,030,367
Special Funds Actual + Benefits	816,502
Food Service	91,353
<b>Total Salaries</b>	<b>\$3,938,222</b>

Non-Personel (Supplies, Materials, etc.)	71,426
Part-Time	64,439
<b>Total Budget</b>	<b>\$4,074,087</b>

Total Enrollment	520
Budget Per Pupil	<b>\$7,835</b>

Count	Last Name	First Name	Title	% At School	Object	Salary Totals:		Fund Type
						FY 16	FY 17	
						\$ 3,821,415	\$ 3,938,222	
						Salary15-16	Salary 16-17	
1	Fontan	Lillian	Principal	100%	50113	\$ 141,655	\$ 144,649	General
2	Johnson	Joseph	Assistant Principal	100%	50113	112,644	112,644	General
3	Marshall	Delores	Teacher-Reading	100%	50115	86,526	87,276	General
4	Chapman	Brenda	Teacher-Special Ed	100%	50115	82,138	87,276	General
5	Rispoli	Gary	Teacher-Phys. Ed Grades K-8	100%	50115	86,526	87,276	General
6	Delbasso	Donna	Teacher-Co-Teacher Elementary	100%	50115	82,138	87,276	General
7	Rodriguez	Marisol	Teacher-Tesol	100%	50115	81,989	84,851	General
8	Hick	Elizabeth	Teacher-Instruct. Coach Math	100%	50115	113,539	118,752	Special
9	Brown	Nicole	Teacher-Grade 2	100%	50115	104,303	109,627	Special
10	Perez	Omayra	Teacher-Special Ed K-8	100%	50115	71,933	75,605	General
11	Hernandez	Orlando	Teacher-Mathematics	100%	50115	71,933	75,605	General
12	Fry	Christopher	Teacher-Music Grades K-8	100%	50115	71,694	74,617	General
13	Rogers	Phillip	Teacher-Science Grades 5/8	100%	50115	69,676	73,338	General
14	Buynak	Shelly	Teacher-Lib/Media Specialist	100%	50115	69,038	71,933	General
15	Martinez	Gissela	Teacher-Bilingual Grade 2	100%	50115	69,038	71,933	General
16	Beler	Frances	Teacher-Kindergarten	100%	50115	66,180	69,038	General
17	Annino	Angela	Teacher-Co-Teacher Elementary	100%	50115	66,180	69,038	General
18	Callahan	Paige	Teacher-Literacy Coaching Spec	100%	50115	95,606	99,775	Special
19	Pinto	Anabela	Teacher-Grade 3	100%	50115	63,334	66,180	General
20	Ambroseo	Lindsey	Teacher-Grade 2	100%	50115	63,334	66,180	General
21	Levine	Sarah	Teacher-Grade 2	100%	50115	63,334	66,180	General
22	Jakubiec	Jennifer	Teacher-Art Grades K-8	100%	50115	63,334	66,180	General
23	Langley	Tracy	Teacher-Special Ed K-8	100%	50115	61,141	63,966	General
24	Zaborowski	Karen	Teacher-Grade 6	100%	50115	60,919	63,334	General
25	Kirste	Michael	Teacher-Integrated Lang. Arts	100%	50115	60,919	63,334	General
26	Sobolisky	Robert	Teacher-Social Studies Gr. 5/8	100%	50115	60,919	63,334	General
27	Burgos	Christine	Teacher-Grade 3	100%	50115	58,523	60,919	General
28	Chiarelli	Jaclyn	Teacher-Music Grades K-8	100%	50115	56,329	58,719	General
29	De Barros	Antoinette	Building Manager	100%	50121	54,808	55,904	General
30	Borgnine	Brien	Teacher-Co-Teacher Elementary	100%	50115	54,342	54,342	General
31	Catala	Janice	Teacher-Speech And Hearing	100%	50115	54,342	54,342	General
32	Rodriguez	Olga	Teacher-School Social Worker	60%	50115	53,543	53,993	General
33	Degnan	Carlie	Teacher-Guidance Counselor	100%	50115	53,938	53,938	General
34	Langlois	Stephanie	Teacher-Grade 6	100%	50115	53,938	53,938	General
35	Ryan	Jessica	Teacher-Co-Teacher Elementary	100%	50115	78,210	78,210	Special
36	Joyner	Edward	Youth Development Coordinator	100%	50118	75,110	75,110	Special
37	Peter	Maria	Teacher-Tesol	100%	50115	51,740	51,740	General
38	Lee	James	Assistant Building Manager	100%	50121	48,836	49,813	General
39	Howland	Sarah	Teacher-Grade 1	100%	50115	49,601	49,601	General
40	Pine	Kathryn	Teacher-Grade 4	100%	50115	49,546	49,546	General





### Hill Regional Career Magnet

#### General Fund Allocation

#### Methodology

			Enrollment	x	Per Pupil
K-8 Base Student Funding	\$0	=	-	X	\$3,491
9-12 Base Student Funding	\$1,758,706	=	458	X	3,840
Family Income Based Funding	316,972	=	227	X	1,396
Student Mobility Funding	4,189	=	3	X	1,396
English Learners Funding	18,502	=	33	X	561
Special Education Funding	53,061	=	37	X	1,434
District-Directed Funds	-				
<b>Total General Funds Allocation</b>	<b>\$2,151,431</b>				
Proposed Interdistrict Allocation	\$3,016,530				
Staff Paid from Non-School Sources (ex. Special Funds, Itinerant)	786,052				
Year One - Phase in Adjustment	(264,775)				
Other Supplemental Funding	-				
Open Choice or Tuition if Applicable	133,800				
<b>Total FY17 Budget Allocation</b>	<b>\$5,823,038</b>				
Total Enrollment	703				
Budget Per Pupil	<b>\$8,283</b>				

Note: General Funding Enrollment is based on Resident K-12 Students.

ELL and Special Education Per Pupils are blended rates of multiple categories.

Hill Regional Career Magnet							Salary Totals:		
							FY 16	FY 17	
							\$ 5,154,012	\$ 5,336,946	
Count	Last Name	First Name	Title	% At School	ORG	Object	Salary15-16	Salary 16-17	Fund Type
1	Negron	Madeline	Principal	100%	19044163	50113	\$ 146,942	\$ 150,060	General
2	Ciarcia	Stephen	Assistant Principal	100%	27044063	50113	121,447	124,018	ID
3	Edmonds-Duff	Mia	Assistant Principal	100%	19044063	50113	114,405	114,405	General
4	Marocchini	Karen	Teacher-Special Ed	100%	19049063	50115	89,239	89,989	General
5	Lopez	Carlos	Teacher-Foreign Language	100%	27041763	50115	84,851	89,989	ID
6	Ukah	Funmilayo	Teacher-Science	100%	27041463	50115	85,776	87,276	ID
7	Wight	Anthony	Teacher-Mathematics	100%	27041163	50115	85,776	87,276	ID
8	Donahue	John	Teacher-English	100%	27041663	50115	82,138	87,276	ID
9	Futrell	Allen	Teacher-Math Grade 5/8	100%	19041163	50115	85,776	87,276	General
10	Wilson	Marilyn	Teacher-Lib/Media Specialist	100%	19042063	50115	82,138	87,276	General
11	Koehler	Raymond	Teacher-Foreign Language	100%	27041763	50115	85,776	87,276	ID
12	Rodriguez-Hadelma	Victoria	Teacher-Foreign Language	100%	27041763	50115	85,776	87,276	ID
13	Decter	Wendy	Teacher-Science	100%	27041463	50115	82,511	86,217	ID
14	Gonzalez	Marilyn	Teacher-Foreign Language K-8	100%	19041763	50115	83,500	85,000	General
15	Pratt	Marlene	Teacher-Science	100%	27041463	50115	81,989	84,851	ID
16	Barbarito	James	Teacher-Mathematics	100%	27041163	50115	81,989	84,851	ID
17	Smith	Matthew	Teacher-Science	100%	19041463	50115	81,989	84,851	General
18	Osborn	James	Teacher-History/Social Studies	100%	19041563	50115	81,989	84,851	General
19	Malafronte	Eric	Teacher-History/Social Studies	100%	27041563	50115	77,000	79,862	ID
20	Zurolo	Trisha	Teacher-Mathematics	100%	19041163	50115	75,605	79,276	General
21	Frank	William	Teacher-Mathematics	100%	19041163	50115	75,605	79,276	General
22	Grandfield	Kristen	Teacher-English	100%	27041663	50115	75,605	79,276	ID
23	Greene	Melissa	Teacher-Business	100%	19042363	50115	74,617	78,303	General
24	Westefeld	Diana	Teacher-School Social Worker	100%	27041563	50115	71,694	74,617	ID
25	Schneider	Phillip	Teacher-Business	100%	27042363	50115	71,694	74,617	ID
26	Vacancy	Vacancy	Teacher-Mathematics	100%	19041032	50115	69,038	71,933	General
27	Boughton	Deborah	Teacher-English	100%	19041663	50115	69,038	71,933	General
28	Drury	Jennifer	Teacher-English	100%	27041663	50115	69,038	71,933	ID
29	Pearce	Diane	Teacher-Business	100%	27042363	50115	69,038	71,933	ID
30	Gissentanner	Val-David	Teacher-History/Social Studies	100%	27041563	50115	69,038	71,933	ID

Hill Regional Career Magnet							Salary Totals:		
							FY 16	FY 17	
							\$ 5,154,012	\$ 5,336,946	
Count	Last Name	First Name	Title	% At School	ORG	Object	Salary15-16	Salary 16-17	Fund Type
31	Strauch	Derk-Michel	Teacher-Foreign Language	100%	27041763	50115	69,038	71,933	ID
32	Scheetz	Cynthia	Teacher-Science	100%	27041463	50115	66,803	69,676	ID
33	Bryson	Lisa	Teacher-Business	100%	27042363	50115	66,803	69,676	ID
34	Gardner	Nicola	Teacher-English	100%	19041663	50115	66,180	69,038	General
35	Cardalliaguet	Maria	Teacher-Foreign Language	100%	27041763	50115	66,180	69,038	ID
36	Drymiller	John	Teacher-Foreign Language	100%	19041763	50115	66,180	69,038	General
37	Mccooy	Larry	Teacher-Music	100%	19042263	50115	65,935	68,810	General
38	Abdel-Jalil	Haifa	Teacher-Science	100%	25486084	50115	95,606	99,775	Special
39	Merk	Christopher	Teacher-History/Social Studies	100%	19041563	50115	65,935	68,810	General
40	Rooney	Kathleen	Teacher-Mathematics	100%	27041163	50115	63,334	66,180	ID
41	Stannard	Debra	Teacher-Special Ed K-8	100%	19049063	50115	63,334	66,180	General
42	Mastroianni	Kathleen	Teacher-History/Social Studies	100%	27041563	50115	63,334	66,180	ID
43	Drummond	Barbara	Teacher-Guidance Counselor	100%	19042063	50115	63,334	66,180	General
44	Keith	Jennifer	Teacher-Business	100%	27042363	50115	63,513	65,935	ID
45	Brennan	Chris	Teacher-History/Social Studies	100%	19041563	50115	60,919	63,334	General
46	Wheaton	Michael	Teacher-English	100%	27041663	50115	58,719	61,141	ID
47	Osenko	Mark	Teacher-History/Social Studies	100%	19041563	50115	58,523	60,919	General
48	Cotlier-Cassell	Maira	Teacher-English	100%	27041663	50115	56,329	58,719	ID
49	Giardini	Michael	Teacher-Physical Education	100%	19040363	50115	56,199	56,199	General
50	Alogna	Donna	Teacher-Physical Education	60%	27040363	50115	51,466	52,366	ID
51	Alwang	Wesley	Teacher-Mathematics	100%	19049163	50115	52,203	52,203	General
52	Ayala	Rosa	Teacher-Mathematics	100%	19041163	50115	51,740	51,740	General
53	Dimoulas	Peter	Teacher-Science	100%	19041463	50115	51,740	51,740	General
54	Heller	Jonathan	Teacher-Business	100%	27042363	50115	51,740	51,740	ID
55	Mctague	Terence	Teacher-Science	100%	19041463	50115	49,601	49,601	General
56	Esteves Pinho	Michelle	Teacher-Guidance Counselor	100%	19046198	50115	49,601	49,601	General
57	Cotto	William	Teacher-Business	100%	27042363	50115	49,601	49,601	ID
58	Schock	Amy	Teacher-Guidance Counselor	100%	19046163	50115	49,601	49,601	General
59	Merico	Devan	Teacher-Science	100%	27041463	50115	49,546	49,546	ID
60	Lengyel	Adam	Teacher-Business	100%	27042363	50115	49,546	49,546	ID
61	Smith Huckabey	Bianca	Case Manager/Internship Dev.	100%	27041063	50124	47,687	47,687	ID
62	Murphy	Rose	Teacher-English	100%	27041663	50115	47,551	47,551	ID
63	Werth	Benjamin	Teacher-History/Social Studies	100%	27041563	50115	47,551	47,551	ID
64	Videira-Dicocco	Bonnie	Teacher-Physical Education	100%	19040363	50115	47,408	47,408	General
65	Quinones	Brendaliz	Teacher-Special Ed	100%	19049063	50115	47,408	47,408	General
66	Stygares	Janusz	Teacher-Itinerant Tesol	60%	19041298	50115	45,504	47,282	General
67	Rivera	Andrew	Teacher-English	100%	27041663	50115	45,953	45,953	ID
68	Festa	Wayne	Comp.Lab Tech/Coor. 10 Mos	100%	27041063	50118	43,165	43,165	ID
69	Kelley	Larry	In House Suspension Worker	100%	19041063	50120	41,553	41,553	General
70	Love	Shirley	Clerk Typist 12 Months Boe	100%	27041063	50124	37,883	37,883	ID
71	Mente	Barbara	Teacher-Tag/Issp	40%	19046298	50115	32,796	33,940	General
72	Ramirez	Diana	Biling.Clerk Typist 10 Mo Boe	100%	19041063	50124	31,570	31,570	General
73	Blowes	Shawn	Clerk Typist 10 Month Boe	100%	27041063	50124	31,570	31,570	ID
74	Smith	Vernetta	Parent Liaison Worker	100%	27041063	50128	30,469	30,469	ID
75	Letourneau-Burbank	Alison	Teacher-Foreign Language K-8	50%	19041798	50115	28,100	28,100	General
76	Dawson	Rick	School Security Officer 10 Mos	100%	19047363	50127	27,602	27,602	General
77	Agnew	Dorothy	School Security Officer 10 Mos	100%	19047363	50127	27,602	27,602	General
78	Torres	Raynick	School Security Officer 10 Mos	100%	19047363	50127	27,602	27,602	General
79	Bynum-Welfare	Harriet	Teacher-Speech And Hearing	30%	19049298	50115	26,772	26,997	General
80	Streater	Fallon	Cook/Lead	100%	25215200	50126	26,701	38,716	Food Service
81	Bethke	Stephen	Community Relations Worker	100%	27041063	50128	23,252	23,252	ID
82	Staggers	Tanya	General Worker	100%	25215200	50126	19,648	28,490	Food Service
83	Davis	Yanna	General Worker	100%	25215200	50126	13,099	18,994	Food Service
84	Chin	Shawnique	General Worker	100%	25215200	50126	13,099	18,994	Food Service
85	Vereen	Latasha	General Worker	100%	25215200	50126	13,099	18,994	Food Service
86	Vereen	Takiesha	General Worker	100%	25215200	50126	13,099	18,994	Food Service
87	Atkinson	Ronald	Drop Out Prevention (261 Days)	20%	25795319	50119	12,670	12,670	Special

## Hill Regional Career Magnet

### Full-Time Salaries

General Fund and Interdistrict Salaries	\$5,081,322
Special Funds Actual + Benefits	112,445
Food Service	143,180
<b>Total Salaries</b>	<b>\$5,336,946</b>

Non-Personel (Supplies, Materials, etc.)	255,565
Part-Time	98,139
<b>Total Budget</b>	<b>\$5,690,650</b>

Total Enrollment	703
Budget Per Pupil	<b>\$8,095</b>

Count	Last Name	First Name	Title	% At School	Object	Salary Totals:		Fund Type
						FY 16 \$ 5,154,012	FY 17 \$ 5,336,946	
1	Negron	Madeline	Principal	100%	50113	\$ 146,942	\$ 150,060	General
2	Ciarcia	Stephen	Assistant Principal	100%	50113	121,447	124,018	ID
3	Edmonds-Duff	Mia	Assistant Principal	100%	50113	114,405	114,405	General
4	Marocchini	Karen	Teacher-Special Ed	100%	50115	89,239	89,989	General
5	Lopez	Carlos	Teacher-Foreign Language	100%	50115	84,851	89,989	ID
6	Ukah	Funmilayo	Teacher-Science	100%	50115	85,776	87,276	ID
7	Wight	Anthony	Teacher-Mathematics	100%	50115	85,776	87,276	ID
8	Donahue	John	Teacher-English	100%	50115	82,138	87,276	ID
9	Futrell	Allen	Teacher-Math Grade 5/8	100%	50115	85,776	87,276	General
10	Wilson	Marilyn	Teacher-Lib/Media Specialist	100%	50115	82,138	87,276	General
11	Koehler	Raymond	Teacher-Foreign Language	100%	50115	85,776	87,276	ID
12	Rodriguez-Hadelma	Victoria	Teacher-Foreign Language	100%	50115	85,776	87,276	ID
13	Decter	Wendy	Teacher-Science	100%	50115	82,511	86,217	ID
14	Gonzalez	Marilyn	Teacher-Foreign Language K-8	100%	50115	83,500	85,000	General
15	Pratt	Marlene	Teacher-Science	100%	50115	81,989	84,851	ID
16	Barbarito	James	Teacher-Mathematics	100%	50115	81,989	84,851	ID
17	Smith	Matthew	Teacher-Science	100%	50115	81,989	84,851	General
18	Osborn	James	Teacher-History/Social Studies	100%	50115	81,989	84,851	General
19	Malafronte	Eric	Teacher-History/Social Studies	100%	50115	77,000	79,862	ID
20	Zurolo	Trisha	Teacher-Mathematics	100%	50115	75,605	79,276	General
21	Frank	William	Teacher-Mathematics	100%	50115	75,605	79,276	General
22	Grandfield	Kristen	Teacher-English	100%	50115	75,605	79,276	ID
23	Greene	Melissa	Teacher-Business	100%	50115	74,617	78,303	General
24	Westefeld	Diana	Teacher-School Social Worker	100%	50115	71,694	74,617	ID
25	Schneider	Phillip	Teacher-Business	100%	50115	71,694	74,617	ID
26	Vacancy	Vacancy	Teacher-Mathematics	100%	50115	69,038	71,933	General
27	Boughton	Deborah	Teacher-English	100%	50115	69,038	71,933	General
28	Drury	Jennifer	Teacher-English	100%	50115	69,038	71,933	ID
29	Pearce	Diane	Teacher-Business	100%	50115	69,038	71,933	ID
30	Gissentanner	Val-David	Teacher-History/Social Studies	100%	50115	69,038	71,933	ID
31	Strauch	Derk-Michel	Teacher-Foreign Language	100%	50115	69,038	71,933	ID
32	Scheetz	Cynthia	Teacher-Science	100%	50115	66,803	69,676	ID
33	Bryson	Lisa	Teacher-Business	100%	50115	66,803	69,676	ID
34	Gardner	Nicola	Teacher-English	100%	50115	66,180	69,038	General
35	Cardalliaguet	Maria	Teacher-Foreign Language	100%	50115	66,180	69,038	ID
36	Drymiller	John	Teacher-Foreign Language	100%	50115	66,180	69,038	General
37	Mccoey	Larry	Teacher-Music	100%	50115	65,935	68,810	General
38	Abdel-Jalil	Haifa	Teacher-Science	100%	50115	95,606	99,775	Special
39	Merk	Christopher	Teacher-History/Social Studies	100%	50115	65,935	68,810	General
40	Rooney	Kathleen	Teacher-Mathematics	100%	50115	63,334	66,180	ID

Count	Last Name	First Name	Title	% At School	Object	Salary15-16	Salary 16-17	Fund Type
41	Stannard	Debra	Teacher-Special Ed K-8	100%	50115	63,334	66,180	General
42	Mastroianni	Kathleen	Teacher-History/Social Studies	100%	50115	63,334	66,180	ID
43	Drummond	Barbara	Teacher-Guidance Counselor	100%	50115	63,334	66,180	General
44	Keith	Jennifer	Teacher-Business	100%	50115	63,513	65,935	ID
45	Brennan	Chris	Teacher-History/Social Studies	100%	50115	60,919	63,334	General
46	Wheaton	Michael	Teacher-English	100%	50115	58,719	61,141	ID
47	Osenko	Mark	Teacher-History/Social Studies	100%	50115	58,523	60,919	General
48	Cotlier-Cassell	Moirra	Teacher-English	100%	50115	56,329	58,719	ID
49	Giardini	Michael	Teacher-Physical Education	100%	50115	56,199	56,199	General
50	Alogna	Donna	Teacher-Physical Education	60%	50115	51,466	52,366	ID
51	Alwang	Wesley	Teacher-Mathematics	100%	50115	52,203	52,203	General
52	Ayala	Rosa	Teacher-Mathematics	100%	50115	51,740	51,740	General
53	Dimoulas	Peter	Teacher-Science	100%	50115	51,740	51,740	General
54	Heller	Jonathan	Teacher-Business	100%	50115	51,740	51,740	ID
55	Mctague	Terence	Teacher-Science	100%	50115	49,601	49,601	General
56	Esteves Pinho	Michelle	Teacher-Guidance Counselor	100%	50115	49,601	49,601	General
57	Cotto	William	Teacher-Business	100%	50115	49,601	49,601	ID
58	Schock	Amy	Teacher-Guidance Counselor	100%	50115	49,601	49,601	General
59	Merico	Devan	Teacher-Science	100%	50115	49,546	49,546	ID
60	Lengyel	Adam	Teacher-Business	100%	50115	49,546	49,546	ID
61	Smith Huckabey	Bianca	Case Manager/Internship Dev.	100%	50124	47,687	47,687	ID
62	Murphy	Rose	Teacher-English	100%	50115	47,551	47,551	ID
63	Werth	Benjamin	Teacher-History/Social Studies	100%	50115	47,551	47,551	ID
64	Videira-Dicocco	Bonnie	Teacher-Physical Education	100%	50115	47,408	47,408	General
65	Quinones	Brendaliz	Teacher-Special Ed	100%	50115	47,408	47,408	General
66	Stygares	Janusz	Teacher-Itinerant Tesol	60%	50115	45,504	47,282	General
67	Rivera	Andrew	Teacher-English	100%	50115	45,953	45,953	ID
68	Festa	Wayne	Comp.Lab Tech/Coor. 10 Mos	100%	50118	43,165	43,165	ID
69	Kelley	Larry	In House Suspension Worker	100%	50120	41,553	41,553	General
70	Love	Shirley	Clerk Typist 12 Months Boe	100%	50124	37,883	37,883	ID
71	Mente	Barbara	Teacher-Tag/Issp	40%	50115	32,796	33,940	General
72	Ramirez	Diana	Biling.Clerk Typist 10 Mo Boe	100%	50124	31,570	31,570	General
73	Blowes	Shawn	Clerk Typist 10 Month Boe	100%	50124	31,570	31,570	ID
74	Smith	Vernetta	Parent Liaison Worker	100%	50128	30,469	30,469	ID
75	Letourneau-Burbank	Alison	Teacher-Foreign Language K-8	50%	50115	28,100	28,100	General
76	Dawson	Rick	School Security Officer 10 Mos	100%	50127	27,602	27,602	General
77	Agnew	Dorothy	School Security Officer 10 Mos	100%	50127	27,602	27,602	General
78	Torres	Raynick	School Security Officer 10 Mos	100%	50127	27,602	27,602	General
79	Bynum-Welfare	Harriet	Teacher-Speech And Hearing	30%	50115	26,772	26,997	General
80	Streater	Fallon	Cook/Lead	100%	50126	26,701	38,716	Food Service
81	Bethke	Stephen	Community Relations Worker	100%	50128	23,252	23,252	ID
82	Staggers	Tanya	General Worker	100%	50126	19,648	28,490	Food Service
83	Davis	Yanna	General Worker	100%	50126	13,099	18,994	Food Service
84	Chin	Shawnique	General Worker	100%	50126	13,099	18,994	Food Service
85	Vereen	Latasha	General Worker	100%	50126	13,099	18,994	Food Service
86	Vereen	Takiesha	General Worker	100%	50126	13,099	18,994	Food Service
87	Atkinson	Ronald	Drop Out Prevention (261 Days)	20%	50119	12,670	12,670	Special

## Hyde Leadership Academy Magnet

### General Fund Allocation

### Methodology

			Enrollment	x	Per Pupil
K-8 Base Student Funding	\$0	=	-	X	\$3,491
9-12 Base Student Funding	\$583,676	=	152	X	3,840
Family Income Based Funding	113,105	=	81	X	1,396
Student Mobility Funding	-	=	-	X	1,396
English Learners Funding	12,218	=	13	X	940
Special Education Funding	40,494	=	27	X	1,500
District-Directed Funds	-				
<b>Total General Funds Allocation</b>	<b>\$749,492</b>				
Proposed Interdistrict Allocation	\$1,129,565				
Staff Paid from Non-School Sources (ex. Special Funds, Itinerant)	546,973				
Year One - Phase in Adjustment	7,100				
Other Supplemental Funding	50,000				
Open Choice or Tuition if Applicable	34,800				
<b>Total FY17 Budget Allocation</b>	<b>\$2,517,931</b>				
Total Enrollment	252				
Budget Per Pupil	<b>\$9,992</b>				

Note: General Funding Enrollment is based on Resident K-12 Students.

ELL and Special Education Per Pupils are blended rates of multiple categories.

Hyde Leadership Academy Magnet							Salary Totals:		
							FY 16	FY 17	
							\$ 2,113,115	\$ 2,178,778	
Count	Last Name	First Name	Title	% At School	ORG	Object	Salary15-16	Salary 16-17	Fund Type
1	Parrish	Zakia	Principal	100%	19044068	50113	\$ 134,365	\$ 137,209	General
2	Levasseur	Armand	Teacher-Mathematics	100%	19041168	50115	84,851	89,989	General
3	Aurora	Gary	Teacher-History/Social Studies	100%	19041568	50115	86,217	89,079	General
4	Natoli	Therese	Teacher-Magnet Sch. Resource	100%	27041068	50115	88,489	88,489	ID
5	Raffone	Scott	Teacher-Instruct. Coach Math	100%	19041168	50115	83,500	85,000	General
6	Buckley	Ariana	Teacher-English	100%	19042068	50115	79,276	82,138	General
7	Williams	Howard	Teacher-English	100%	19041668	50115	75,605	79,276	General
8	Hennessy	Paul	Teacher-Special Ed	100%	25045034	50115	108,195	113,539	Special
9	Haynes	Tasonn	Teacher-English	100%	19041663	50115	65,935	68,810	General
10	Decrosta	Steven	Teacher-Phys. Ed Grades K-8	100%	19040368	50115	63,334	66,180	General
11	D'Ambrosca	Olga-Lynn	Teacher-Special Ed K-8	100%	19049013	50115	63,334	66,180	General
12	Moe	Mollie	Teacher-Guidance Counselor	100%	25486084	50115	92,094	95,606	Special
13	Head	Shelby	Teacher-Art	100%	19042168	50115	63,513	65,935	General
14	Sloan	Susan	Teacher-Special Ed	100%	19049068	50115	61,141	63,966	General
15	Havens-Mccolgan	Kendra	Teacher-Mathematics	100%	19041168	50115	58,523	60,919	General
16	Sarja	Jennifer	Teacher-English	100%	27041668	50115	58,523	60,919	ID
17	Samaranayake	Haresha	Teacher-Science	100%	19041468	50115	52,618	52,618	General
18	Rhone	Robert	Teacher-History/Social Studies	100%	27041568	50115	51,745	51,745	ID
19	Adamovich	John	Teacher-Physical Education	100%	27040368	50115	51,740	51,740	ID
20	Zullo	Andrea	Teacher-Science	100%	19041468	50115	49,601	49,601	General
21	Healy	Ryan	Teacher-History/Social Studies	100%	27041568	50115	47,551	47,551	ID
22	Maratea	Michael	Teacher-Physical Education	100%	19040368	50115	47,551	47,551	General
23	Troxler	Melody	Comp.Lab Tech/Coor. 10 Mos	100%	27041068	50118	47,514	47,514	ID
24	Nieto	Caroline	Teacher-Foreign Language	100%	19041768	50115	45,953	45,953	General
25	Stevenson	Jennifer	School Business Manager-10 Mos	100%	27041068	50118	45,664	45,664	ID
26	Mitchell	Susan	Teacher-Mathematics	100%	19041168	50115	45,357	45,357	General
27	Wiggins	Andrew	Teacher-Science	100%	19041468	50115	45,357	45,357	General
28	Iancu	Ariella	Teacher-Science	100%	27041468	50115	43,759	43,759	ID
29	Lecointe	Ronald	In House Suspension Worker	100%	27041068	50120	41,553	41,553	ID
30	Cotten	Jonathan	In House Suspension Worker	100%	27041068	50120	38,923	38,923	ID



## Hyde Leadership Academy Magnet

### Full-Time Salaries

General Fund and Interdistrict Salaries	\$1,894,701
Special Funds Actual + Benefits	221,815
Food Service	62,262
<b>Total Salaries</b>	<b>\$2,178,778</b>

Non-Personel (Supplies, Materials, etc.)	200,365
Part-Time	92,338
<b>Total Budget</b>	<b>\$2,471,481</b>

Total Enrollment	252
Budget Per Pupil	<b>\$9,807</b>

Count	Last Name	First Name	Title	% At School	Object	Salary Totals:		Fund Type
						FY 16 \$ 2,113,115	FY 17 \$ 2,178,778	
1	Parrish	Zakia	Principal	100%	50113	\$ 134,365	\$ 137,209	General
2	Levasseur	Armand	Teacher-Mathematics	100%	50115	84,851	89,989	General
3	Aurora	Gary	Teacher-History/Social Studies	100%	50115	86,217	89,079	General
4	Natoli	Therese	Teacher-Magnet Sch. Resource	100%	50115	88,489	88,489	ID
5	Raffone	Scott	Teacher-Instruct. Coach Math	100%	50115	83,500	85,000	General
6	Buckley	Ariana	Teacher-English	100%	50115	79,276	82,138	General
7	Williams	Howard	Teacher-English	100%	50115	75,605	79,276	General
8	Hennessy	Paul	Teacher-Special Ed	100%	50115	108,195	113,539	Special
9	Haynes	Tasonn	Teacher-English	100%	50115	65,935	68,810	General
10	Decrosta	Steven	Teacher-Phys. Ed Grades K-8	100%	50115	63,334	66,180	General
11	D'Ambrosca	Olga-Lynn	Teacher-Special Ed K-8	100%	50115	63,334	66,180	General
12	Moe	Mollie	Teacher-Guidance Counselor	100%	50115	92,094	95,606	Special
13	Head	Shelby	Teacher-Art	100%	50115	63,513	65,935	General
14	Sloan	Susan	Teacher-Special Ed	100%	50115	61,141	63,966	General
15	Havens-Mccolgan	Kendra	Teacher-Mathematics	100%	50115	58,523	60,919	General
16	Sarja	Jennifer	Teacher-English	100%	50115	58,523	60,919	ID
17	Samaranayake	Haresha	Teacher-Science	100%	50115	52,618	52,618	General
18	Rhone	Robert	Teacher-History/Social Studies	100%	50115	51,745	51,745	ID
19	Adamovich	John	Teacher-Physical Education	100%	50115	51,740	51,740	ID
20	Zullo	Andrea	Teacher-Science	100%	50115	49,601	49,601	General
21	Healy	Ryan	Teacher-History/Social Studies	100%	50115	47,551	47,551	ID
22	Maratea	Michael	Teacher-Physical Education	100%	50115	47,551	47,551	General
23	Troxler	Melody	Comp.Lab Tech/Coor. 10 Mos	100%	50118	47,514	47,514	ID
24	Nieto	Caroline	Teacher-Foreign Language	100%	50115	45,953	45,953	General
25	Stevenson	Jennifer	School Business Manager-10 Mos	100%	50118	45,664	45,664	ID
26	Mitchell	Susan	Teacher-Mathematics	100%	50115	45,357	45,357	General
27	Wiggins	Andrew	Teacher-Science	100%	50115	45,357	45,357	General
28	Iancu	Ariella	Teacher-Science	100%	50115	43,759	43,759	ID
29	Lecointe	Ronald	In House Suspension Worker	100%	50120	41,553	41,553	ID
30	Cotten	Jonathan	In House Suspension Worker	100%	50120	38,923	38,923	ID
31	Nkrumah	Shannon	Family Educator 10 Months	100%	50120	35,366	35,366	ID
32	Johnson	Cynthia	Clerk Typist 10 Month Boe	100%	50124	31,570	31,570	General
33	Shealy	Lonnie	School Security Officer 10 Mos	100%	50127	27,602	27,602	General
34	Dunkley Rountree	Heather	Cook/Lead	100%	50126	25,747	37,333	Food Service
35	Meachern	Lauren	Teacher-School Social Worker	40%	50115	21,737	21,737	General
36	Roberson	Yma	Asst Teacher High School	100%	50128	19,451	19,451	ID
37	Green	Gloria	General Worker	100%	50126	17,192	24,928	Food Service
38	Atkinson	Ronald	Drop Out Prevention (261 Days)	20%	50119	12,670	12,670	Special

							FY 16	FY 17			
							Salary Totals:	\$ 3,003,024	\$ 3,035,704		
Count	Last Name	First Name	Title	% At School	ORG	Object	Salary15-16	Salary 16-17	Fund Type		
31	Stanley	Corey	Assistant Building Manager	100%	19047466	50121	48,836	49,813	General		
32	Papantonio	Michael	Teacher-Science	100%	19041466	50115	47,408	47,408	General		
33	Scully	Justin	Teacher-History/Social Studies	100%	19041566	50115	45,357	45,357	General		
34	Ortiz	Ismael	Teacher-Physical Education	100%	27040366	50115	43,759	45,357	ID		
35	Danyluk	Stephan	Teacher-Mathematics	100%	27041066	50115	45,357	45,357	ID		
36	Kaye	Lindsay	Teacher-Special Ed	100%	19049066	50115	43,759	43,759	General		
37	Mcfarlane	Valynne	Comp.Lab Tech/Coor. 10 Mos	100%	27041066	50118	43,165	43,165	ID		
38	Celestino	Tina	Comm School Bldg Leader	100%	25476099	50118	62,434	62,434	Special		
39	Clough	David	In House Suspension Worker	100%	27041066	50120	41,553	41,553	ID		
40	Mobley	Charlene	Clerk Typist 10 Month Boe	100%	19041066	50124	37,423	37,423	General		
41	Melbourne	Julia	School Business Manager-10 Mos	100%	27041066	50118	33,918	33,918	ID		
42	Battista	Mary Lou	Clerk Typist 10 Month Boe	100%	27041066	50124	31,570	31,570	ID		
43	Morrison	Pamela	School Security Officer 10 Mos	100%	19047366	50127	27,602	27,602	General		
44	Walsky	Sharon	Teacher-School Psychologist	40%	19049198	50115	25,405	26,374	General		
45	Cohen	David	Asst Teacher High School	100%	25315256	50128	37,085	37,085	Special		
46	Bolden	Barri	Cook/Lead	100%	25215200	50126	24,985	36,228	Food Service		
47	Henley	Diane	Teacher-Speech And Hearing	25%	19049298	50115	22,310	22,497	General		
48	Moore-Bell	Karen	Asst Teacher S/Ed Ages K-8	100%	19049066	50128	20,773	20,773	General		
49	Etter	Jennifer	Asst Teacher High School	100%	25315256	50128	27,250	27,250	Special		
50	Sutton	Cecil	Drop Out Prevention (261 Days)	33%	25795319	50119	19,553	19,553	Special		



### James Hillhouse High School

#### General Fund Allocation

#### Methodology

Enrollment x Per Pupil

K-8 Base Student Funding	\$0	=	-	X	\$3,491
9-12 Base Student Funding	\$3,839,970	=	1,000	X	3,840
Family Income Based Funding	762,409	=	546	X	1,396
Student Mobility Funding	108,916	=	78	X	1,396
English Learners Funding	102,632	=	106	X	968
Special Education Funding	291,838	=	170	X	1,717
District-Directed Funds	1,173,374				
<b>Total General Funds Allocation</b>	<b>\$6,279,138</b>				

Proposed Interdistrict Allocation	\$0
Staff Paid from Non-School Sources (ex. Special Funds, Itinerant)	1,552,611
Year One - Phase in Adjustment	451,138
Other Supplemental Funding	325,000
Open Choice or Tuition if Applicable	-
<b>Total FY17 Budget Allocation</b>	<b>\$8,607,887</b>
Total Enrollment	1,005
Budget Per Pupil	<b>\$8,565</b>

Note: General Funding Enrollment is based on Resident K-12 Students.

ELL and Special Education Per Pupils are blended rates of multiple categories.

James Hillhouse High School							Salary Totals:		
							FY 16	FY 17	
							\$ 7,952,279	\$ 8,173,655	
Count	Last Name	First Name	Title	% At School	ORG	Object	Salary15-16	Salary 16-17	Fund Type
1	Diah	David	Interim Principal	100%	19044062	50113	\$ 123,475	\$ 134,108	General
2	Baker	Zakiyyah	Principal	100%	19044062	50113	128,481	132,113	General
3	Daniels	Fallon	Principal	100%	19044062	50113	125,952	131,011	General
4	Pilliner	Garfield	Assistant Principal	100%	19044062	50113	114,079	118,654	General
5	Vacancy	Vacancy	Assistant Principal	100%	19044062	50113	114,079	118,654	General
6	Perrone	Nicholas	Assistant Principal	100%	19044062	50113	109,846	109,846	General
7	Cortes	Clara	Teacher-Foreign Language	100%	19041762	50115	84,851	89,989	General
8	Linnen	Delores	Teacher-School Social Worker	100%	19049362	50115	89,239	89,989	General
9	Roberts	Cynthia	Teacher-Special Ed	100%	19049062	50115	89,239	89,989	General
10	Salomon	Jeralyn	Teacher-Special Ed	100%	19049062	50115	88,489	89,989	General
11	Morgan	Winnifred	Teacher-Mathematics	100%	19041162	50115	89,239	89,989	General
12	Hatfield	Royce	Teacher-Business	100%	19042362	50115	88,489	89,989	General
13	Yonamine	Yanina	Teacher-Special Ed	100%	19049062	50115	84,851	89,989	General
14	Vita	Deborah	Teacher-Special Ed	100%	19049062	50115	86,526	87,276	General
15	Hamilton	Deirdre	Teacher-Tesol	100%	19041262	50115	85,776	87,276	General
16	Shetler	Eric	Teacher-Mathematics	100%	19041162	50115	85,776	87,276	General
17	Spence	Lewis	Teacher-Mathematics	100%	19041162	50115	85,776	87,276	General
18	Arrington-Steele	Valarie	Teacher-Business	100%	19042362	50115	86,526	87,276	General
19	Aromolaran	Simisola	Teacher-Mathematics	100%	19041162	50115	81,989	84,851	General
20	Pupello	Kim	Teacher-Science	100%	19041462	50115	79,276	82,138	General
21	Sullivan	John	Teacher-English	100%	19041662	50115	79,276	82,138	General
22	Sinclair	Alex	Teacher-Co-Teacher High School	100%	19041562	50115	79,276	82,138	General
23	Evans	Renee	Teacher-Guidance Counselor	100%	19046162	50115	78,303	81,898	General
24	Robinson	Shanette	Teacher-Special Ed	100%	19049062	50115	78,303	81,898	General
25	Smith	Danielle	Teacher-Special Ed	100%	19049062	50115	77,000	79,862	General
26	Felton-Pateneude	Kimberly	Teacher-Science Grades 5/8	100%	19041462	50115	74,617	78,303	General
27	Coburn	Richard	Teacher-Technology Education	100%	19042625	50115	78,303	78,303	General
28	Forstrom	Audra	Teacher-Mathematics	100%	19041162	50115	73,338	77,000	General
29	Baker	Jodi	Teacher-Science	100%	19041462	50115	71,933	75,605	General
30	Beitler	Karen	Teacher-Science	100%	19041462	50115	71,933	75,605	General

James Hillhouse High School							Salary Totals:		
							FY 16	FY 17	
							\$ 7,952,279	\$ 8,173,655	
Count	Last Name	First Name	Title	% At School	ORG	Object	Salary15-16	Salary 16-17	Fund Type
31	Smith	Carrie	Teacher-English	100%	19041662	50115	71,933	75,605	General
32	Abelli	Jacqueline	Teacher-Home Economics	100%	19042562	50115	69,676	73,338	General
33	Silvernale	Raymond	Teacher-Tesol	100%	19041262	50115	69,038	71,933	General
34	Moore	Michele	Teacher-Science	100%	19041462	50115	69,038	71,933	General
35	Zaffino	Michael	Teacher-Reading	100%	19041762	50115	69,038	71,933	General
36	Yeager	Rhonda	Teacher-English	100%	19041662	50115	66,803	69,676	General
37	Wolak	Beth	Teacher-History/Social Studies	100%	19041562	50115	66,180	69,038	General
38	Salami	Abdoulaye	Teacher-Foreign Language	100%	25486084	50115	95,961	100,105	Special
39	Ferucci	Christine	Teacher-Special Ed	100%	19049062	50115	66,180	69,038	General
40	Vollero	Salvatore	Teacher-Special Ed	100%	19049062	50115	66,180	69,038	General
41	Redeaux	Fred	Teacher-Mathematics	100%	19041162	50115	66,180	69,038	General
42	Oliver	Octavia	Teacher-Co-Teacher High School	100%	19041162	50115	66,180	69,038	General
43	Barbero	Kevin	Teacher-English	100%	19041662	50115	66,180	69,038	General
44	Matos	Nilsa	Teacher-Guidance Counselor	100%	19042062	50115	65,935	68,810	General
45	Garraty	William	Teacher-History/Social Studies	100%	19041562	50115	65,935	68,810	General
46	Blackman-Smith	Monica	Teacher-History/Social Studies	100%	19041562	50115	63,334	66,180	General
47	Thomas	Rachele	Teacher-Science	100%	19041462	50115	63,334	66,180	General
48	Zelenski	Jessica	Teacher-English	100%	19041662	50115	63,334	66,180	General
49	Deyounge	Adesina	Teacher-Foreign Language K-8	100%	19041762	50115	61,141	63,966	General
50	Paulishen	John	Teacher-History/Social Studies	100%	19041562	50115	61,141	63,966	General
51	Knickerbocker	Jonathan	Teacher-Mathematics	100%	19041162	50115	61,141	63,966	General
52	Rawle-Pitter	Rosey	Teacher-Science	100%	19041462	50115	60,919	63,334	General
53	Kazadi	Fidel	Teacher-Tesol	100%	19041262	50115	60,919	63,334	General
54	Sullo	Vincenzo	Teacher-History/Social Studies	100%	19041562	50115	60,919	63,334	General
55	Williams	Denisha	Teacher-Physical Education	100%	19040362	50115	60,919	63,334	General
56	Cowles	Robyn	Teacher-Art	100%	19042162	50115	60,919	63,334	General
57	Moore	Joyce	Teacher-History/Social Studies	100%	19041562	50115	58,719	61,141	General
58	Braver	Cynthia	Teacher-Art	100%	19042162	50115	58,719	61,141	General
59	Iezzi	Marissa	Teacher-Music	100%	19042262	50115	58,523	60,919	General
60	Espinosa-Frink	Resurreccion	Teacher-Foreign Language K-8	100%	19041762	50115	56,199	56,199	General
61	Cianciulli	Lauren	Teacher-English	100%	19042062	50115	56,199	56,199	General
62	Petion	Jacklin	Teacher-Special Ed	100%	19049062	50115	54,342	54,342	General
63	Giza	John	Teacher-English	100%	19041662	50115	54,342	54,342	General
64	Voelker	Robert	Teacher-Physical Education	100%	19040362	50115	54,006	54,006	General
65	Ortiz	Diane	Teacher-School Social Worker	60%	19049398	50115	53,093	53,993	General
66	Riccio	Robert	Teacher-History/Social Studies	100%	19041562	50115	53,938	53,938	General
67	Breland	Chevaunne	Teacher-English	100%	19041662	50115	53,938	53,938	General
68	Mitchell	Raven	Teacher-English	100%	19041662	50115	51,745	51,745	General
69	Johnson	Deirde	Teacher-History/Social Studies	0%	19041562	50115	51,740	51,740	General
70	Pulley	Aaron	Teacher-Guidance Counselor	100%	19046162	50115	51,740	51,740	General
71	Campbell	Pamela	Teacher-Lib/Media Specialist	100%	19042062	50115	51,740	51,740	General
72	Fequiere-Smith	Anderlove	Teacher-Guidance Counselor	100%	19046162	50115	51,740	51,740	General
73	Goodwin	Kaitlyn	Teacher-Social Studies Gr. 5/8	100%	19041562	50115	51,740	51,740	General
74	Skiba	Jennifer	Teacher-History/Social Studies	100%	19041562	50115	51,740	51,740	General
75	Daley	Joseph	Teacher-English	100%	19041662	50115	51,740	51,740	General
76	Johnson	Deidre	Teacehr-Social Studies 10Th Gr	100%	19041562	50115	51,740	51,740	General
77	Mcmillian	Demetria	Teacher-Home Economics	100%	19042562	50115	50,151	50,151	General
78	Meade	Edmund	Teacher-Mathematics	100%	19041123	50115	48,554	50,151	General
79	Mac Donald	Matthew	Teacher-History/Social Studies	100%	19041562	50115	49,601	49,601	General
80	Morrell	Paul	Teacher-Phys. Ed Grades K-8	100%	19040362	50115	49,546	49,546	General
81	Gawel	Rebecca	Teacher-Phys. Ed Grades K-8	100%	19040362	50115	49,546	49,546	General
82	Alvarez	Cristobal	Teacher-Physical Education	100%	19040362	50115	49,546	49,546	General
83	Clayton	Sean	Teacher-Science	100%	19041425	50115	49,546	49,546	General
84	Casasnovas	Marisell	Teacher-Bilingual High School	100%	19041725	50115	48,554	48,554	General
85	Hunter	Olafemi	Teacher-Guidance Counselor	100%	19042062	50115	47,551	47,551	General
86	Durrwachter	Travis	Teacher-Technology Education	100%	19042662	50115	47,551	47,551	General
87	Castellanos	Daniela	Teacher-Foreign Language	100%	19041262	50115	47,551	47,551	General
88	Byrd	Diana	Teacher-Business	100%	19042362	50115	47,551	47,551	General
89	Perez	Glenda	Teacher-History/Social Studies	100%	19041562	50115	47,408	47,408	General
90	Helland	Gabriel	Teacher-Science	100%	19041462	50115	47,408	47,408	General
91	Kane	Timothy	Teacher-English	100%	19041662	50115	47,408	47,408	General
92	Rodriguez	Orlando	Teacher-Foreign Language	100%	19041762	50115	45,357	47,408	General
93	Mcdonald	Michael	Teacher-Mathematics	100%	19041162	50115	45,357	45,357	General
94	Cole	Gabrielle	Teacher-Science	100%	19041462	50115	45,357	45,357	General
95	Teets	Samuel	Teacher-English	100%	19041662	50115	45,357	45,357	General
96	D'Amato	Norma Jean	Clerk Typist 12 Months Boe	100%	25015006	50124	65,114	65,114	Special
97	London	Anna	Clerk Typist 12 Months Boe	100%	25015006	50124	65,114	65,114	Special
98	Richardson	Nikki	Teacher-Science	100%	19041462	50115	43,759	43,759	General

James Hillhouse High School							Salary Totals:		
							FY 16	FY 17	
							\$ 7,952,279	\$ 8,173,655	
Count	Last Name	First Name	Title	% At School	ORG	Object	Salary15-16	Salary 16-17	Fund Type
99	Kumar	Saumya	Teacher-Science	100%	19041762	50115	43,759	43,759	General
100	Meyer	Maureen	Teacher-English	100%	19041662	50115	43,759	43,759	General
101	Mowbray	Santana	Teacher-Bilingual High School	100%	19041762	50115	43,759	43,759	General
102	Sanchez Yarrington	Allison	Teacher-Foreign Language	100%	19041762	50115	43,759	43,759	General
103	Palmieri	Danielle	Teacher-English	100%	19041762	50115	43,759	43,759	General
104	Argo	Dominique	Teacher-Tag/Issp	60%	19046298	50115	39,708	41,423	General
105	Hawley-Stewart	Catrina	In House Suspension Worker	100%	19041062	50120	38,923	38,923	General
106	Seard	Robin	Clerk Typist 10 Month Boe	100%	19041062	50124	34,338	34,338	General
107	Hamilton	Vinston	Student Retention Spec. 10 Mos	100%	25316162	50128	46,145	46,145	Special
108	Baez	Edwin	Student Retention Spec. 10 Mos	100%	25325279	50128	46,145	46,145	Special
109	Provite	Cynthia	Clerk Typist 10 Month Boe	100%	19041062	50124	31,570	31,570	General
110	Stanley	Anthony	Student Retention Spec. 10 Mos	100%	19043362	50128	30,306	30,306	General
111	Lytle	Reginald	Student Retention Spec. 10 Mos	100%	19043362	50135	30,306	30,306	General
112	Green	Eric	Student Retention Spec. 10 Mos	100%	25315256	50128	43,944	43,944	Special
113	Brown	Darrell	Student Retention Spec. 10 Mos	100%	25316162	50128	43,944	43,944	Special
114	Patton	Lucille	Attendance Worker	100%	19048062	50128	29,816	29,816	General
115	Thigpen	Wendell	School Security Officer 10 Mos	100%	19047362	50127	27,602	27,602	General
116	Whitty	Michael	School Security Officer 10 Mos	100%	19047362	50127	27,602	27,602	General
117	Smith	Michele	School Security Officer 10 Mos	100%	19047362	50127	27,602	27,602	General
118	Henderson	Paul	School Security Officer 10 Mos	100%	19047362	50127	27,602	27,602	General
119	Brumell	Darlene	School Security Officer 10 Mos	100%	19047362	50127	27,602	27,602	General
120	Yopp	Karen	School Security Officer 10 Mos	100%	19047362	50127	27,602	27,602	General
121	Moncrease	Joel	School Security Officer 10 Mos	100%	19047361	50127	27,602	27,602	General
122	Salvati	Nancy	Cook/Lead	100%	25215200	50126	26,701	38,716	Food Service
123	Wilkinson	Karen	Asst Teacher-Special Education	100%	19049062	50128	25,576	25,576	General
124	Burgos	Digna	Asst Teacher S/Ed Ages K-8	100%	25045034	50128	31,074	31,074	Special
125	O'Keefe	John	Asst Teacher S/Ed Ages K-8	100%	19049062	50128	21,430	21,430	General
126	Beck	Jarrad	Asst Teacher S/Ed Ages K-8	100%	19049062	50128	21,430	21,430	General
127	Gomes	Ronda	Asst Teacher S/Ed Ages K-8	100%	19049062	50128	21,430	21,430	General
128	Nelson	Raheem	Asst Teacher S/Ed Ages K-8	100%	19049062	50128	20,773	20,773	General
129	Smith	Leon	Asst Teacher S/Ed Ages K-8	100%	19049062	50128	20,773	20,773	General
130	Bradford	Sharon	Social Worker 12 Months	50%	25126032	50135	29,270	29,270	Special
131	Phillips	Ebone	Asst Teacher S/Ed High School	100%	19049062	50128	20,115	20,115	General
132	Perry	Brett	Asst Teacher High School	100%	19049062	50128	20,115	20,115	General
133	Cruz	Eva	Asst Teacher S/Ed Ages K-8	100%	19049062	50128	20,115	20,115	General
134	Brock	Ramona	Asst Teacher S/Ed Ages K-8	100%	25045034	50128	29,167	29,167	Special
135	Fagin	Valerie	Asst Teacher S/Ed Ages K-8	100%	25045034	50128	29,167	29,167	Special
136	Hawkins	William	Asst Teacher S/Ed Ages K-8	100%	19049062	50128	20,115	20,115	General
137	Mclean	Briana	Asst Teacher S/Ed Ages K-8	100%	19049062	50128	20,115	20,115	General
138	Blue	Danny	Asst Teacher S/Ed High School	100%	19049062	50128	19,451	19,451	General
139	Johnson	Larry	Asst Teacher S/Ed Ages K-8	100%	19049062	50128	19,451	19,451	General
140	Johnson	Chandra	Asst Teacher-Special Education	100%	19049062	50128	18,793	18,793	General
141	Vaught	Lucila	General Worker	100%	25215200	50126	18,010	26,115	Food Service
142	Osmond	Dawn	General Worker	100%	25215200	50126	16,373	23,741	Food Service
143	Ortiz	Carol	General Worker	100%	25215200	50126	13,099	18,994	Food Service
144	Smith	Bonnie	General Worker	100%	25215200	50126	13,099	18,994	Food Service
145	London	Elsie	General Worker	72%	25215200	50126	12,967	18,802	Food Service
146	Perez-Vega	Jessica	Teacher-School Social Worker	20%	25476108	50115	15,759	15,759	Special
147	Sepulveda	Michelle	Drop Out Prevention (261 Days)	25%	25795319	50119	14,635	14,635	Special
148	Casasnovas	Marisell	Teacher-Bilingual High School	20%	19041725	50115	9,711	9,711	General
149	Casasnovas	Marisell	Teacher-Bilingual High School	20%	19041725	50115	9,711	9,711	General
150	Boyd	Lakeshia	General Worker	20%	25215200	50126	3,438	4,986	Food Service



## James Hillhouse High School

### Full-Time Salaries

General Fund and Interdistrict Salaries	\$7,463,727
Special Funds Actual + Benefits	559,581
Food Service	150,347
<b>Total Salaries</b>	<b>\$8,173,655</b>

Non-Personel (Supplies, Materials, etc.)	249,958
Part-Time	84,843
<b>Total Budget</b>	<b>\$8,508,456</b>

Total Enrollment	1,005
Budget Per Pupil	<b>\$8,466</b>

Count	Last Name	First Name	Title	% At School	Object	Salary Totals:		Fund Type
						FY 16 \$ 7,952,279	FY 17 \$ 8,173,655	
						Salary15-16	Salary 16-17	
1	Diah	David	Interim Principal	100%	50113	\$ 123,475	\$ 134,108	General
2	Baker	Zakiyyah	Principal	100%	50113	128,481	132,113	General
3	Daniels	Fallon	Principal	100%	50113	125,952	131,011	General
4	Pilliner	Garfield	Assistant Principal	100%	50113	114,079	118,654	General
5	Vacancy	Vacancy	Assistant Principal	100%	50113	114,079	118,654	General
6	Perrone	Nicholas	Assistant Principal	100%	50113	109,846	109,846	General
7	Cortes	Clara	Teacher-Foreign Language	100%	50115	84,851	89,989	General
8	Linnen	Delores	Teacher-School Social Worker	100%	50115	89,239	89,989	General
9	Roberts	Cynthia	Teacher-Special Ed	100%	50115	89,239	89,989	General
10	Salomon	Jeralyn	Teacher-Special Ed	100%	50115	88,489	89,989	General
11	Morgan	Winnifred	Teacher-Mathematics	100%	50115	89,239	89,989	General
12	Hatfield	Royce	Teacher-Business	100%	50115	88,489	89,989	General
13	Yonamine	Yanina	Teacher-Special Ed	100%	50115	84,851	89,989	General
14	Vita	Deborah	Teacher-Special Ed	100%	50115	86,526	87,276	General
15	Hamilton	Deirdre	Teacher-Tesol	100%	50115	85,776	87,276	General
16	Shetler	Eric	Teacher-Mathematics	100%	50115	85,776	87,276	General
17	Spence	Lewis	Teacher-Mathematics	100%	50115	85,776	87,276	General
18	Arrington-Steele	Valarie	Teacher-Business	100%	50115	86,526	87,276	General
19	Aromolaran	Simisola	Teacher-Mathematics	100%	50115	81,989	84,851	General
20	Pupello	Kim	Teacher-Science	100%	50115	79,276	82,138	General
21	Sullivan	John	Teacher-English	100%	50115	79,276	82,138	General
22	Sinclair	Alex	Teacher-Co-Teacher High School	100%	50115	79,276	82,138	General
23	Evans	Renee	Teacher-Guidance Counselor	100%	50115	78,303	81,898	General
24	Robinson	Shanette	Teacher-Special Ed	100%	50115	78,303	81,898	General
25	Smith	Danielle	Teacher-Special Ed	100%	50115	77,000	79,862	General
26	Felton-Pateneude	Kimberly	Teacher-Science Grades 5/8	100%	50115	74,617	78,303	General
27	Coburn	Richard	Teacher-Technology Education	100%	50115	78,303	78,303	General
28	Forstrom	Audra	Teacher-Mathematics	100%	50115	73,338	77,000	General
29	Baker	Jodi	Teacher-Science	100%	50115	71,933	75,605	General
30	Beitler	Karen	Teacher-Science	100%	50115	71,933	75,605	General
31	Smith	Carrie	Teacher-English	100%	50115	71,933	75,605	General
32	Abelli	Jacqueline	Teacher-Home Economics	100%	50115	69,676	73,338	General
33	Silvermale	Raymond	Teacher-Tesol	100%	50115	69,038	71,933	General
34	Moore	Michele	Teacher-Science	100%	50115	69,038	71,933	General
35	Zaffino	Michael	Teacher-Reading	100%	50115	69,038	71,933	General
36	Yeager	Rhonda	Teacher-English	100%	50115	66,803	69,676	General
37	Wolak	Beth	Teacher-History/Social Studies	100%	50115	66,180	69,038	General
38	Salami	Abdoulaye	Teacher-Foreign Language	100%	50115	95,961	100,105	Special
39	Ferucci	Christine	Teacher-Special Ed	100%	50115	66,180	69,038	General
40	Vollero	Salvatore	Teacher-Special Ed	100%	50115	66,180	69,038	General

Count	Last Name	First Name	Title	% At School	Object	Salary15-16	Salary 16-17	Fund Type
41	Redeaux	Fred	Teacher-Mathematics	100%	50115	66,180	69,038	General
42	Oliver	Octavia	Teacher-Co-Teacher High School	100%	50115	66,180	69,038	General
43	Barbero	Kevin	Teacher-English	100%	50115	66,180	69,038	General
44	Matos	Nilsa	Teacher-Guidance Counselor	100%	50115	65,935	68,810	General
45	Garraty	William	Teacher-History/Social Studies	100%	50115	65,935	68,810	General
46	Blackman-Smith	Monica	Teacher-History/Social Studies	100%	50115	63,334	66,180	General
47	Thomas	Rachele	Teacher-Science	100%	50115	63,334	66,180	General
48	Zelenski	Jessica	Teacher-English	100%	50115	63,334	66,180	General
49	Deyoung	Adesina	Teacher-Foreign Language K-8	100%	50115	61,141	63,966	General
50	Paulishen	John	Teacher-History/Social Studies	100%	50115	61,141	63,966	General
51	Knickerbocker	Jonathan	Teacher-Mathematics	100%	50115	61,141	63,966	General
52	Rawle-Pitter	Rosey	Teacher-Science	100%	50115	60,919	63,334	General
53	Kazadi	Fidel	Teacher-Tesol	100%	50115	60,919	63,334	General
54	Sullo	Vincenzo	Teacher-History/Social Studies	100%	50115	60,919	63,334	General
55	Williams	Denisha	Teacher-Physical Education	100%	50115	60,919	63,334	General
56	Cowles	Robyn	Teacher-Art	100%	50115	60,919	63,334	General
57	Moore	Joyce	Teacher-History/Social Studies	100%	50115	58,719	61,141	General
58	Braver	Cynthia	Teacher-Art	100%	50115	58,719	61,141	General
59	Iezzi	Marissa	Teacher-Music	100%	50115	58,523	60,919	General
60	Espinosa-Frink	Resurreccion	Teacher-Foreign Language K-8	100%	50115	56,199	56,199	General
61	Cianciulli	Lauren	Teacher-English	100%	50115	56,199	56,199	General
62	Petion	Jacklin	Teacher-Special Ed	100%	50115	54,342	54,342	General
63	Giza	John	Teacher-English	100%	50115	54,342	54,342	General
64	Voelker	Robert	Teacher-Physical Education	100%	50115	54,006	54,006	General
65	Ortiz	Diane	Teacher-School Social Worker	60%	50115	53,093	53,993	General
66	Riccio	Robert	Teacher-History/Social Studies	100%	50115	53,938	53,938	General
67	Breland	Chevaunne	Teacher-English	100%	50115	53,938	53,938	General
68	Mitchell	Raven	Teacher-English	100%	50115	51,745	51,745	General
69	Johnson	Deirde	Teacher-History/Social Studies	0%	50115	51,740	51,740	General
70	Pulley	Aaron	Teacher-Guidance Counselor	100%	50115	51,740	51,740	General
71	Campbell	Pamela	Teacher-Lib/Media Specialist	100%	50115	51,740	51,740	General
72	Fequiere-Smith	Anderlove	Teacher-Guidance Counselor	100%	50115	51,740	51,740	General
73	Goodwin	Kaitlyn	Teacher-Social Studies Gr. 5/8	100%	50115	51,740	51,740	General
74	Skiba	Jennifer	Teacher-History/Social Studies	100%	50115	51,740	51,740	General
75	Daley	Joseph	Teacher-English	100%	50115	51,740	51,740	General
76	Johnson	Deidre	Teacher-Social Studies 10Th Gr	100%	50115	51,740	51,740	General
77	Mcmillian	Demetria	Teacher-Home Economics	100%	50115	50,151	50,151	General
78	Meade	Edmund	Teacher-Mathematics	100%	50115	48,554	50,151	General
79	Mac Donald	Matthew	Teacher-History/Social Studies	100%	50115	49,601	49,601	General
80	Morrell	Paul	Teacher-Phys. Ed Grades K-8	100%	50115	49,546	49,546	General
81	Gawel	Rebecca	Teacher-Phys. Ed Grades K-8	100%	50115	49,546	49,546	General
82	Alvarez	Cristobal	Teacher-Physical Education	100%	50115	49,546	49,546	General
83	Clayton	Sean	Teacher-Science	100%	50115	49,546	49,546	General
84	Casasnovas	Marisell	Teacher-Bilingual High School	100%	50115	48,554	48,554	General
85	Hunter	Olafemi	Teacher-Guidance Counselor	100%	50115	47,551	47,551	General
86	Durrwachter	Travis	Teacher-Technology Education	100%	50115	47,551	47,551	General
87	Castellanos	Daniela	Teacher-Foreign Language	100%	50115	47,551	47,551	General
88	Byrd	Diana	Teacher-Business	100%	50115	47,551	47,551	General
89	Perez	Glenda	Teacher-History/Social Studies	100%	50115	47,408	47,408	General
90	Helland	Gabriel	Teacher-Science	100%	50115	47,408	47,408	General
91	Kane	Timothy	Teacher-English	100%	50115	47,408	47,408	General
92	Rodriguez	Orlando	Teacher-Foreign Language	100%	50115	45,357	47,408	General
93	Mcdonald	Michael	Teacher-Mathematics	100%	50115	45,357	45,357	General
94	Cole	Gabrielle	Teacher-Science	100%	50115	45,357	45,357	General
95	Teets	Samuel	Teacher-English	100%	50115	45,357	45,357	General
96	D'Amato	Norma Jean	Clerk Typist 12 Months Boe	100%	50124	65,114	65,114	Special
97	London	Anna	Clerk Typist 12 Months Boe	100%	50124	65,114	65,114	Special
98	Richardson	Nikki	Teacher-Science	100%	50115	43,759	43,759	General
99	Kumar	Saumya	Teacher-Science	100%	50115	43,759	43,759	General
100	Meyer	Maureen	Teacher-English	100%	50115	43,759	43,759	General
101	Mowbray	Santana	Teacher-Bilingual High School	100%	50115	43,759	43,759	General
102	Sanchez Yarrington	Allison	Teacher-Foreign Language	100%	50115	43,759	43,759	General
103	Palmieri	Danielle	Teacher-English	100%	50115	43,759	43,759	General
104	Argo	Dominique	Teacher-Tag/Issp	60%	50115	39,708	41,423	General
105	Hawley-Stewart	Catrina	In House Suspension Worker	100%	50120	38,923	38,923	General
106	Sear	Robin	Clerk Typist 10 Month Boe	100%	50124	34,338	34,338	General
107	Hamilton	Vinston	Student Retention Spec. 10 Mos	100%	50128	46,145	46,145	Special
108	Baez	Edwin	Student Retention Spec. 10 Mos	100%	50128	46,145	46,145	Special
109	Provite	Cynthia	Clerk Typist 10 Month Boe	100%	50124	31,570	31,570	General

Count	Last Name	First Name	Title	% At School	Object	Salary15-16	Salary 16-17	Fund Type
110	Stanley	Anthony	Student Retention Spec. 10 Mos	100%	50128	30,306	30,306	General
111	Lytle	Reginald	Student Retention Spec. 10 Mos	100%	50135	30,306	30,306	General
112	Green	Eric	Student Retention Spec. 10 Mos	100%	50128	43,944	43,944	Special
113	Brown	Darrell	Student Retention Spec. 10 Mos	100%	50128	43,944	43,944	Special
114	Patton	Lucille	Attendance Worker	100%	50128	29,816	29,816	General
115	Thigpen	Wendell	School Security Officer 10 Mos	100%	50127	27,602	27,602	General
116	Whitty	Michael	School Security Officer 10 Mos	100%	50127	27,602	27,602	General
117	Smith	Michele	School Security Officer 10 Mos	100%	50127	27,602	27,602	General
118	Henderson	Paul	School Security Officer 10 Mos	100%	50127	27,602	27,602	General
119	Brumell	Darlene	School Security Officer 10 Mos	100%	50127	27,602	27,602	General
120	Yopp	Karen	School Security Officer 10 Mos	100%	50127	27,602	27,602	General
121	Moncrease	Joel	School Security Officer 10 Mos	100%	50127	27,602	27,602	General
122	Salvati	Nancy	Cook/Lead	100%	50126	26,701	38,716	Food Service
123	Wilkinson	Karen	Asst Teacher-Special Education	100%	50128	25,576	25,576	General
124	Burgos	Digna	Asst Teacher S/Ed Ages K-8	100%	50128	31,074	31,074	Special
125	O'Keefe	John	Asst Teacher S/Ed Ages K-8	100%	50128	21,430	21,430	General
126	Beck	Jarrad	Asst Teacher S/Ed Ages K-8	100%	50128	21,430	21,430	General
127	Gomes	Ronda	Asst Teacher S/Ed Ages K-8	100%	50128	21,430	21,430	General
128	Nelson	Raheem	Asst Teacher S/Ed Ages K-8	100%	50128	20,773	20,773	General
129	Smith	Leon	Asst Teacher S/Ed Ages K-8	100%	50128	20,773	20,773	General
130	Bradford	Sharon	Social Worker 12 Months	50%	50135	29,270	29,270	Special
131	Phillips	Ebone	Asst Teacher S/Ed High School	100%	50128	20,115	20,115	General
132	Perry	Brett	Asst Teacher High School	100%	50128	20,115	20,115	General
133	Cruz	Eva	Asst Teacher S/Ed Ages K-8	100%	50128	20,115	20,115	General
134	Brock	Ramona	Asst Teacher S/Ed Ages K-8	100%	50128	29,167	29,167	Special
135	Fagin	Valerie	Asst Teacher S/Ed Ages K-8	100%	50128	29,167	29,167	Special
136	Hawkins	William	Asst Teacher S/Ed Ages K-8	100%	50128	20,115	20,115	General
137	Mclean	Briana	Asst Teacher S/Ed Ages K-8	100%	50128	20,115	20,115	General
138	Blue	Danny	Asst Teacher S/Ed High School	100%	50128	19,451	19,451	General
139	Johnson	Larry	Asst Teacher S/Ed Ages K-8	100%	50128	19,451	19,451	General
140	Johnson	Chandra	Asst Teacher-Special Education	100%	50128	18,793	18,793	General
141	Vaught	Lucila	General Worker	100%	50126	18,010	26,115	Food Service
142	Osmond	Dawn	General Worker	100%	50126	16,373	23,741	Food Service
143	Ortiz	Carol	General Worker	100%	50126	13,099	18,994	Food Service
144	Smith	Bonnie	General Worker	100%	50126	13,099	18,994	Food Service
145	London	Elsie	General Worker	72%	50126	12,967	18,802	Food Service
146	Perez-Vega	Jessica	Teacher-School Social Worker	20%	50115	15,759	15,759	Special
147	Sepulveda	Michelle	Drop Out Prevention (261 Days)	25%	50119	14,635	14,635	Special
148	Casasnovas	Marisell	Teacher-Bilingual High School	20%	50115	9,711	9,711	General
149	Casasnovas	Marisell	Teacher-Bilingual High School	20%	50115	9,711	9,711	General
150	Boyd	Lakeshia	General Worker	20%	50126	3,438	4,986	Food Service





## John C Daniels School of International Communications Magnet

### General Fund Allocation

### Methodology

			Enrollment	x	Per Pupil
K-8 Base Student Funding	\$949,520	=	272	X	\$3,491
9-12 Base Student Funding	\$0	=	-	X	3,840
Family Income Based Funding	256,929	=	184	X	1,396
Student Mobility Funding	8,378	=	6	X	1,396
English Learners Funding	117,294	=	112	X	1,047
Special Education Funding	57,250	=	40	X	1,431
District-Directed Funds	-				
<b>Total General Funds Allocation</b>	<b>\$1,389,371</b>				
Proposed Interdistrict Allocation	\$2,261,545				
Staff Paid from Non-School Sources (ex. Special Funds, Itinerant)	877,166				
Year One - Phase in Adjustment	(73,907)				
Other Supplemental Funding	-				
Open Choice or Tuition if Applicable	84,600				
<b>Total FY17 Budget Allocation</b>	<b>\$4,538,775</b>				
Total Enrollment	513				
Budget Per Pupil	<b>\$8,848</b>				

Note: General Funding Enrollment is based on Resident K-12 Students.

ELL and Special Education Per Pupils are blended rates of multiple categories.

Count	Last Name	First Name	Title	% At School	ORG	Object	Salary Totals:		Fund Type
							FY 16	FY 17	
							\$ 3,897,619	\$ 4,002,549	
1	Baldizon	Marlene	Principal	100%	19044013	50113	\$ 142,312	\$ 145,306	General
2	Kehoc	Laurian	Assistant Principal	100%	27044013	50113	122,447	125,018	ID
3	Kuhlthau	Daniel	Teacher-Special Ed	100%	19049013	50115	88,489	89,989	General
4	Hilliard	Juanita	Teacher-Kindergarten	100%	19041013	50115	86,526	87,276	General
5	Andrews	Joyce	Teacher-Instruct. Coach Math	100%	25315265	50115	124,375	126,550	Special
6	Rosa	Myrna	Teacher-Grade 4	100%	27041013	50115	86,526	87,276	ID
7	Roth	Jane	Teacher-Special Ed	0%	19049068	50115	85,776	87,276	General
8	Esposito	Therese	Teacher-Special Ed K-8	100%	19049013	50115	86,526	87,276	General
9	Iovanne	Suzanne	Teacher-Pre-K	100%	19041013	50115	85,776	87,276	General
10	Cook	Carmalyn	Teacher-Music Grades K-8	100%	27042213	50115	85,776	87,276	ID
11	Gil De Rubio	Jeanette	Teacher-Bilingual Soc. Studies	100%	27041213	50115	85,776	87,276	ID
12	Kenney	James	Teacher-Dev. Reading/K-8	100%	27041013	50115	85,776	87,276	ID
13	Atencio	Sidia	Teacher-Bilingual Grade 3	100%	27041213	50115	83,500	85,000	ID
14	Rosa	Luis	Teacher-Bilingual Grade 5	100%	27041213	50115	84,250	85,000	ID
15	Gryak	Rachel	Teacher-Bilingual Grade 3	100%	27041213	50115	81,989	84,851	ID
16	Clark	Edmund	Teacher-English Grades 5/8	100%	27041613	50115	81,989	84,851	ID
17	O'Brien-Treciokas	Heather	Teacher-Instruc. Coach Literac	100%	27041013	50115	79,276	82,138	ID
18	McGovern	Patricia	Teacher-Lib/Media Specialist	100%	19042013	50115	79,276	82,138	General
19	Alvarez	Silviana	Teacher-Bilingual Grade 2	100%	27041213	50115	79,276	82,138	ID
20	Perrilli	Jody	Teacher-Grade 5	100%	27041013	50115	69,038	71,933	ID
21	Meneil	Jacqueline	Teacher-Bilingual Kindergarten	100%	19041213	50115	69,038	71,933	General
22	Messina	Jessica	Teacher-Art Grades K-8	100%	27042113	50115	69,038	71,933	ID
23	Ortiz	Viviana	Teacher-Instruct. Coach Other	100%	27041213	50115	66,180	69,038	ID
24	Barkin	Kathy	Teacher-Pre-K	100%	19041013	50115	66,180	69,038	General
25	Ryan	Carroll	Teacher-Magnet Sch. Resource	100%	27041013	50115	65,935	68,810	ID
26	Woltke	Karina	Teacher-Science Grades 5/8	100%	19041413	50115	63,334	66,180	General
27	Hewitt	Natina	Teacher-Pre-K	100%	19041013	50115	63,334	66,180	General
28	Smith	Sheri	Teacher-Pre-K	100%	19041013	50115	61,141	63,966	General
29	Massa	Katherine	Teacher-Grade 2	100%	27041013	50115	60,919	63,334	ID
30	Mason	Kacey	Teacher-Kindergarten	100%	19041013	50115	60,919	63,334	General



## John C Daniels School of International Communications Magnet

### Full-Time Salaries

General Fund and Interdistrict Salaries	\$3,501,498
Special Funds Actual + Benefits	413,457
Food Service	87,595
<b>Total Salaries</b>	<b>\$4,002,549</b>

Non-Personel (Supplies, Materials, etc.)	284,639
Part-Time	214,633
<b>Total Budget</b>	<b>\$4,501,821</b>

Total Enrollment	513
Budget Per Pupil	<b>\$8,775</b>

Count	Last Name	First Name	Title	% At School	Object	Salary Totals:		Fund Type
						Salary15-16	Salary 16-17	
						\$ 3,897,619	\$ 4,002,549	
1	Baldizon	Marlene	Principal	100%	50113	\$ 142,312	\$ 145,306	General
2	Kehoe	Laurian	Assistant Principal	100%	50113	122,447	125,018	ID
3	Kuhlthau	Daniel	Teacher-Special Ed	100%	50115	88,489	89,989	General
4	Hilliard	Juanita	Teacher-Kindergarten	100%	50115	86,526	87,276	General
5	Andrews	Joyce	Teacher-Instruct. Coach Math	100%	50115	124,375	126,550	Special
6	Rosa	Myrna	Teacher-Grade 4	100%	50115	86,526	87,276	ID
7	Roth	Jane	Teacher-Special Ed	0%	50115	85,776	87,276	General
8	Esposito	Therese	Teacher-Special Ed K-8	100%	50115	86,526	87,276	General
9	Iovanne	Suzanne	Teacher-Pre-K	100%	50115	85,776	87,276	General
10	Cook	Carmalyn	Teacher-Music Grades K-8	100%	50115	85,776	87,276	ID
11	Gil De Rubio	Jeanette	Teacher-Bilingual Soc. Studies	100%	50115	85,776	87,276	ID
12	Kenney	James	Teacher-Dev. Reading/K-8	100%	50115	85,776	87,276	ID
13	Atencio	Sidia	Teacher-Bilingual Grade 3	100%	50115	83,500	85,000	ID
14	Rosa	Luis	Teacher-Bilingual Grade 5	100%	50115	84,250	85,000	ID
15	Gryak	Rachel	Teacher-Bilingual Grade 3	100%	50115	81,989	84,851	ID
16	Clark	Edmund	Teacher-English Grades 5/8	100%	50115	81,989	84,851	ID
17	O'Brien-Treciokas	Heather	Teacher-Instruc. Coach Literac	100%	50115	79,276	82,138	ID
18	McGovern	Patricia	Teacher-Lib/Media Specialist	100%	50115	79,276	82,138	General
19	Alvarez	Silviana	Teacher-Bilingual Grade 2	100%	50115	79,276	82,138	ID
20	Perrilli	Jody	Teacher-Grade 5	100%	50115	69,038	71,933	ID
21	Mcneil	Jacqueline	Teacher-Bilingual Kindergarten	100%	50115	69,038	71,933	General
22	Messina	Jessica	Teacher-Art Grades K-8	100%	50115	69,038	71,933	ID
23	Ortiz	Viviana	Teacher-Instruct. Coach Other	100%	50115	66,180	69,038	ID
24	Barkin	Kathy	Teacher-Pre-K	100%	50115	66,180	69,038	General
25	Ryan	Carroll	Teacher-Magnet Sch. Resource	100%	50115	65,935	68,810	ID
26	Woltke	Karina	Teacher-Science Grades 5/8	100%	50115	63,334	66,180	General
27	Hewitt	Natina	Teacher-Pre-K	100%	50115	63,334	66,180	General
28	Smith	Sheri	Teacher-Pre-K	100%	50115	61,141	63,966	General
29	Massa	Katherine	Teacher-Grade 2	100%	50115	60,919	63,334	ID
30	Mason	Kacey	Teacher-Kindergarten	100%	50115	60,919	63,334	General
31	Johnson	William	Teacher-Grade 5	100%	50115	61,141	61,141	ID
32	Oliver	Larry	Building Manager	100%	50121	54,808	55,904	General
33	Alarcon	Amabel	Teacher-Kindergarten	100%	50115	54,006	54,006	General
34	Gutierrez	Stacy	Teacher-Special Ed K-8	100%	50115	53,938	53,938	General
35	Jack	Daniel	Teacher-Math Grade 5/8	100%	50115	53,938	53,938	ID
36	Canalori	Mindy	Teacher-Grade 1	100%	50115	51,740	51,740	ID
37	Doraz	Heather	Teacher-Co-Teacher Elementary	100%	50115	51,740	51,740	ID
38	Rivera	Marcelino	Assistant Building Manager	100%	50121	48,836	49,813	General
39	Casey	Caitlyn	Teacher-Grade 3	100%	50115	49,546	49,546	ID
40	Voytek	James	Teacher-Integrated Lang. Arts	100%	50115	47,408	47,408	ID

Count	Last Name	First Name	Title	% At School	Object	Salary15-16	Salary 16-17	Fund Type
41	Bersi	Breann	Teacher-Grade 2	100%	50115	47,408	47,408	ID
42	Casella	Ercole	Teacher-Physical Education	80%	50115	45,063	46,975	General
43	Meelhone	Erin	Teacher-Grade 4	100%	50115	45,953	45,953	ID
44	Concas	Monica	Teacher-Bilingual Grade 2	100%	50115	45,357	45,357	ID
45	Perez-Vega	Jessica	Teacher-School Social Worker	80%	50115	63,037	63,037	Special
46	Ciocci	Amy	Teacher-Guidance Counselor	60%	50115	35,114	36,551	General
47	Han	Bonnie	Teacher-Art	40%	50115	32,855	34,910	General
48	Rivera	Janet	Clerk Typist 10 Month Boe	100%	50124	34,338	34,338	General
49	Perez	Francisca	School Security Officer 10 Mos	100%	50127	27,602	27,602	General
50	Brantley	Veronica	Asst Teacher S/Ed Ages K-8	100%	50128	37,085	37,085	Special
51	Torres	Maribel	Asst Teacher Bilingual Gr 1	100%	50128	24,272	24,272	ID
52	Acevedo	Sara	Asst Teacher Bilingual Kdg	100%	50128	22,757	22,757	ID
53	Terrace	Michael	Building Manager	40%	50121	21,923	22,362	General
54	Velazquez	Viviana	Teacher-Speech And Hearing	33%	50115	30,581	31,955	Special
55	Gant	Daniel	Cook/Lead	100%	50126	21,933	31,803	Food Service
56	Cheng	Hong	Teacher-Foreign Language	42%	50115	20,832	20,832	General
57	Irby	Le'Tanya	Asst Teacher Pre-K	100%	50128	20,773	20,773	ID
58	Vales	Aida	Asst Teacher Pre-K	100%	50128	20,115	20,115	ID
59	Coppola	Ramona	Asst Teacher Kdg	100%	50128	29,167	29,167	Special
60	Deangelo	Michelle	Asst Teacher Pre-K	100%	50128	29,167	29,167	Special
61	D'Ablemont	Cindy	Asst Teacher Pre-K	100%	50128	20,115	20,115	ID
62	Otero	Nelida	Asst Teacher S/Ed Ages K-8	100%	50128	20,115	20,115	General
63	Hurtado	Sonia	Asst Teacher Pre-K	100%	50128	20,115	20,115	ID
64	Diaz	Noemi	Asst Teacher Pre-School	100%	50128	19,451	19,451	ID
65	Luther	Samantha	Asst Teacher Kdg	100%	50128	19,451	19,451	ID
66	Salas	Carolina	Asst Teacher Pre-K	100%	50128	28,204	28,204	Special
67	Rosado	Yisel	Asst Teacher Pre-K	100%	50128	18,793	18,793	ID
68	Gantenbein	Patricia	Teacher-Instruct. Coach Other	20%	50115	23,820	25,310	Special
69	Listro	John	Teacher-Phys. Ed Grades K-8	20%	50115	25,093	25,310	Special
70	Stanley	Melissa	General Worker	100%	50126	16,373	23,741	Food Service
71	Catala	Jason	Teacher-Talented And Gifted	20%	50115	13,187	13,762	General
72	Punzo	Mary Ann	General Worker	100%	50126	13,099	18,994	Food Service
73	Rizzo	Deborah	General Worker	100%	50136	9,005	13,057	Food Service
74	Lee	Parris	Parent Liaison Worker	20%	50128	8,836	8,836	Special
75	Acuna-Torres	Carmen	Parent Liaison Worker	20%	50128	8,836	8,836	Special

# John S Martinez

## General Fund Allocation

## Methodology

			Enrollment	x	Per Pupil
K-8 Base Student Funding	\$1,769,877	=	507	X	\$3,491
9-12 Base Student Funding	\$0	=	-	X	3,840
Family Income Based Funding	460,796	=	330	X	1,396
Student Mobility Funding	30,720	=	22	X	1,396
English Learners Funding	208,406	=	224	X	930
Special Education Funding	50,269	=	36	X	1,396
District-Directed Funds	-				
<b>Total General Funds Allocation</b>	<b>\$2,520,068</b>				
Proposed Interdistrict Allocation	\$0				
Staff Paid from Non-School Sources (ex. Special Funds, Itinerant)	1,290,362				
Year One - Phase in Adjustment	(153,724)				
Other Supplemental Funding	-				
Open Choice or Tuition if Applicable	-				
<b>Total FY17 Budget Allocation</b>	<b>\$3,656,705</b>				
Total Enrollment	540				
Budget Per Pupil	<b>\$6,772</b>				

Note: General Funding Enrollment is based on Resident K-12 Students.

ELL and Special Education Per Pupils are blended rates of multiple categories.

Count	Last Name	First Name	Title	% At School	ORG	Object	Salary Totals:		Fund Type
							FY 16	FY 17	
							\$ 3,313,289	\$ 3,406,759	
1	Montalvo	Myrna	Principal	100%	19044008	50113	\$ 141,655	\$ 144,649	General
2	Menacho	Luis	Assistant Principal	100%	19044008	50113	121,447	124,018	General
3	Coe	Sheryl	Teacher-Instruc. Coach Math	100%	25315256	50115	128,309	130,484	Special
4	Paolini	Amy	Teacher-Grade 6	100%	19041008	50115	88,489	89,989	General
5	Canada	Janelle	Teacher-Special Ed K-8	100%	19049008	50115	88,489	89,989	General
6	Dinan	Jennifer	Teacher-Instruc. Coach Literac	100%	25315256	50115	124,375	126,550	Special
7	Hoffman	Elizabeth	Teacher-Grade 5	100%	19041008	50115	85,776	87,276	General
8	Wade	Susan	Teacher-Special Ed K-8	100%	25045034	50115	125,463	126,550	Special
9	Goodrich	Debra	Teacher-Grade 3	100%	19041008	50115	85,776	87,276	General
10	Carroll-Koch	Laura	Teacher-Grade 4	100%	19041008	50115	83,500	85,000	General
11	Dusa	Angelina	Teacher-Guidance Counselor	100%	19042008	50115	81,989	84,851	General
12	Taber	Mindy	Teacher-Grade 2	100%	19049008	50115	79,276	82,138	General
13	Dunne	Cynthia	Teacher-Integrated Lang. Arts	100%	19041608	50115	71,933	75,605	General
14	Kerney	Jennie	Teacher-Music Grades K-8	100%	19042208	50115	71,933	75,605	General
15	Karanxha	Valbona	Teacher-Foreign Language K-8	100%	19041708	50115	69,998	72,916	General
16	Barkhatova	Ekaterina	Teacher-Itinerant Tesol	100%	19041208	50115	66,180	69,038	General
17	Krauss	Jason	Teacher-Integrated Lang. Arts	100%	19041608	50115	66,180	69,038	General
18	Taylor	Tina	Teacher-Science Grades 5/8	100%	19041408	50115	66,180	69,038	General
19	Coady	Jamie	Teacher-Magnet Sch. Resource	100%	19042008	50115	65,935	68,810	General
20	Raucci	Victoria	Teacher-Grade 5	100%	19041008	50115	63,334	66,180	General
21	Blakeslee	Jean	Teacher-Art Grades K-8	100%	19042108	50115	63,334	66,180	General
22	Keeney	Amanda	Teacher-Grade 1	100%	19041008	50115	63,334	66,180	General
23	Drayton	Richard	Teacher-Lib/Media Specialist	100%	19042008	50115	63,513	65,935	General
24	Alvarez	Heather	Teacher-Math Grade 5/8	100%	19041108	50115	60,919	63,334	General
25	Natlo	Richard	Teacher-Phys. Ed Grades K-8	100%	19040308	50115	60,919	63,334	General
26	Daddio	George	Building Manager	100%	19047408	50121	54,808	55,904	General
27	Vazquez	Xiomara	Teacher-Kindergarten	100%	19041008	50115	51,740	51,740	General
28	Manemeit	Christopher	Teacher-Grade 6	100%	19041008	50115	51,740	51,740	General
29	Delprete	Kristina	Teacher-Grade 2	100%	19041008	50115	51,740	51,740	General
30	Mitchell	Diane	Teacher-Grade 3	100%	19041008	50115	51,740	51,740	General



## John S Martinez

### Full-Time Salaries

General Fund and Interdistrict Salaries	\$2,662,146
Special Funds Actual + Benefits	655,640
Food Service	88,973
<b>Total Salaries</b>	<b>\$3,406,759</b>

Non-Personel (Supplies, Materials, etc.)	124,192
Part-Time	48,892
<b>Total Budget</b>	<b>\$3,579,843</b>

Total Enrollment	540
Budget Per Pupil	<b>\$6,629</b>

Count	Last Name	First Name	Title	% At School	Object	Salary Totals:		Fund Type
						FY 16	FY 17	
						\$ 3,313,289	\$ 3,406,759	
1	Montalvo	Myrna	Principal	100%	50113	\$ 141,655	\$ 144,649	General
2	Menacho	Luis	Assistant Principal	100%	50113	121,447	124,018	General
3	Coe	Sheryl	Teacher-Instruct. Coach Math	100%	50115	128,309	130,484	Special
4	Paolini	Amy	Teacher-Grade 6	100%	50115	88,489	89,989	General
5	Canada	Janelle	Teacher-Special Ed K-8	100%	50115	88,489	89,989	General
6	Dinan	Jennifer	Teacher-Instruc. Coach Literac	100%	50115	124,375	126,550	Special
7	Hoffman	Elizabeth	Teacher-Grade 5	100%	50115	85,776	87,276	General
8	Wade	Susan	Teacher-Special Ed K-8	100%	50115	125,463	126,550	Special
9	Goodrich	Debra	Teacher-Grade 3	100%	50115	85,776	87,276	General
10	Carroll-Koch	Laura	Teacher-Grade 4	100%	50115	83,500	85,000	General
11	Dusa	Angelina	Teacher-Guidance Counselor	100%	50115	81,989	84,851	General
12	Taber	Mindy	Teacher-Grade 2	100%	50115	79,276	82,138	General
13	Dunne	Cynthia	Teacher-Integrated Lang. Arts	100%	50115	71,933	75,605	General
14	Kerney	Jennie	Teacher-Music Grades K-8	100%	50115	71,933	75,605	General
15	Karanxha	Valbona	Teacher-Foreign Language K-8	100%	50115	69,998	72,916	General
16	Barkhatova	Ekaterina	Teacher-Itinerant Tesol	100%	50115	66,180	69,038	General
17	Krauss	Jason	Teacher-Integrated Lang. Arts	100%	50115	66,180	69,038	General
18	Taylor	Tina	Teacher-Science Grades 5/8	100%	50115	66,180	69,038	General
19	Coady	Jamie	Teacher-Magnet Sch. Resource	100%	50115	65,935	68,810	General
20	Rauci	Victoria	Teacher-Grade 5	100%	50115	63,334	66,180	General
21	Blakeslee	Jean	Teacher-Art Grades K-8	100%	50115	63,334	66,180	General
22	Keeney	Amanda	Teacher-Grade 1	100%	50115	63,334	66,180	General
23	Drayton	Richard	Teacher-Lib/Media Specialist	100%	50115	63,513	65,935	General
24	Alvarez	Heather	Teacher-Math Grade 5/8	100%	50115	60,919	63,334	General
25	Natlo	Richard	Teacher-Phys. Ed Grades K-8	100%	50115	60,919	63,334	General
26	Daddio	George	Building Manager	100%	50121	54,808	55,904	General
27	Vazquez	Xiomara	Teacher-Kindergarten	100%	50115	51,740	51,740	General
28	Manemeit	Christopher	Teacher-Grade 6	100%	50115	51,740	51,740	General
29	Delprete	Kristina	Teacher-Grade 2	100%	50115	51,740	51,740	General
30	Mitchell	Diane	Teacher-Grade 3	100%	50115	51,740	51,740	General
31	Wright	Randy	Assistant Building Manager	100%	50121	48,836	49,813	General
32	Dirienzo	Kimberly	Teacher-Grade 3	100%	50115	49,601	49,601	General
33	Zordan	Michele	Teacher-Music Grades K-8	100%	50115	49,546	49,546	General
34	Sanders-Erazo	Doralis	Teacher-Tesol	100%	50115	49,546	49,546	General
35	Pappas	Kimberly	Teacher-Phys. Ed Grades K-8	100%	50115	49,546	49,546	General
36	Orifice	Kimberly	Teacher-Grade 4	100%	50115	47,551	47,551	General
37	Battino	Rachel	Teacher-Kindergarten	100%	50115	45,953	45,953	General
38	Palten	Emily	Teacher-Grade 1	100%	50115	45,953	45,953	General
39	Tate	Elizabeth	Teacher-Special Ed K-8	100%	50115	45,357	45,357	General
40	Aiello	Justin	Teacher-Social Studies Gr. 5/8	100%	50115	43,759	43,759	General

Count	Last Name	First Name	Title	% At School	Object	Salary15-16	Salary 16-17	Fund Type
41	Reyes	Ivette	Head Start Teacher	100%	50128	55,529	55,529	Special
42	Burgos	Luz	Clerk Typist 12 Months Boe	100%	50124	37,883	37,883	General
43	Gonzalez	Jacqueline	Head Start Teacher	100%	50128	43,944	43,944	Special
44	Rosenfield	Kacey	Teacher-Physical Education	40%	50115	27,615	28,773	General
45	Medina	Carlos	School Security Officer 10 Mos	100%	50127	27,602	27,602	General
46	Pedicini	Sheila	Asst Teacher Kdg	100%	50128	37,085	37,085	Special
47	Tecocoatzi	Maria	Asst Teacher Bilingual Kdg	100%	50128	32,035	32,035	Special
48	Burgos	Jorge	Asst Teacher Grade 2	100%	50128	32,035	32,035	Special
49	Laudano	Camille	Cook/Lead	100%	50126	21,933	31,803	Food Service
50	Agosto	Lisette	Teacher-School Social Worker	40%	50115	31,518	31,518	Special
51	Mitchell	Amparo	Asst Teacher Bilingual Gr 1	100%	50128	31,074	31,074	Special
52	Juarbe	Mary	Asst Teacher Grade 1	100%	50128	21,430	21,430	General
53	Ortiz	Derlene	Teacher-Speech And Hearing	25%	50115	19,576	20,475	General
54	Newsome-Sorrells	Terra	Asst Teacher S/Ed Ages K-8	100%	50128	20,115	20,115	General
55	Santoro	Patricia	General Worker	100%	50126	13,099	18,994	Food Service
56	Oliver	Laverne	General Worker	100%	50126	13,099	18,994	Food Service
57	Cook	Stephanie	General Worker	100%	50126	8,187	11,871	Food Service
58	Acuna-Torres	Carmen	Parent Liaison Worker	20%	50128	8,836	8,836	Special
59	Hammac	Marion	General Worker	28%	50126	5,043	7,312	Food Service



## King-Robinson International Baccalaureate Magnet

### General Fund Allocation

### Methodology

			Enrollment	x	Per Pupil
K-8 Base Student Funding	\$1,186,900	=	340	X	\$3,491
9-12 Base Student Funding	\$0	=	-	X	3,840
Family Income Based Funding	294,630	=	211	X	1,396
Student Mobility Funding	4,189	=	3	X	1,396
English Learners Funding	12,567	=	11	X	1,142
Special Education Funding	79,592	=	57	X	1,396
District-Directed Funds	-				
<b>Total General Funds Allocation</b>	<b>\$1,577,879</b>				
Proposed Interdistrict Allocation	\$2,462,025				
Staff Paid from Non-School Sources (ex. Special Funds, Itinerant)	1,254,804				
Year One - Phase in Adjustment	(121,848)				
Other Supplemental Funding	-				
Open Choice or Tuition if Applicable	96,600				
<b>Total FY17 Budget Allocation</b>	<b>\$5,269,460</b>				
Total Enrollment	571				
Budget Per Pupil	<b>\$9,228</b>				

Note: General Funding Enrollment is based on Resident K-12 Students.

ELL and Special Education Per Pupils are blended rates of multiple categories.

King-Robinson International Baccalaureate Magnet							Salary Totals:		
							FY 16	FY 17	
							\$ 4,572,700	\$ 4,720,470	
Count	Last Name	First Name	Title	% At School	ORG	Object	Salary15-16	Salary 16-17	Fund Type
1	Gannon	Nadine	Principal	100%	19044030	50113	\$ 140,655	\$ 143,649	General
2	Gumbs-Johnson	Tessa	Assistant Principal	100%	27044030	50113	116,435	121,218	ID
3	Sagnella	Christina	Teacher-Literacy Coaching Spec	100%	25486084	50115	128,309	130,484	Special
4	Roberson	Michael	Teacher-Music	100%	27042230	50115	84,851	89,989	ID
5	Levy	Susan	Teacher-Dev. Reading/K-8	100%	19041030	50115	88,489	89,989	General
6	Knowles	Valerie	Teacher-Lib/Media Specialist	100%	19042030	50115	85,776	87,276	General
7	Kiely	Marybeth	Teacher-Special Ed K-8	100%	19049030	50115	86,526	87,276	General
8	Cappella	Lorraine	Teacher-Pre-K	100%	19041030	50115	82,138	87,276	General
9	Lindley	Beth	Teacher-Pre-K	100%	19041030	50115	85,776	87,276	General
10	Amendola	Jeanine	Teacher-Special Ed K-8	100%	19049030	50115	81,989	84,851	General
11	Liebskind	Shaun	Teacher-Foreign Language K-8	100%	27041730	50115	78,303	81,898	ID
12	Miller-Hamm	Latoya	Teacher-Special Ed	100%	19049030	50115	71,933	75,605	General
13	Berthelot	Audrey	Teacher-Foreign Language K-8	100%	27041730	50115	71,933	75,605	ID
14	Gehr	Lynn	Teacher-Grade 1	100%	27041030	50115	71,933	75,605	ID
15	Heenan	Patrick	Teacher-Reading	100%	25286204	50115	104,303	109,627	Special
16	Boutilier	Jamie	Teacher-Grade 4	100%	19041030	50115	69,038	71,933	General
17	Golding	Linzi	Teacher-Grade 3	100%	19041030	50115	66,180	69,038	General
18	Garceau	Carrie	Teacher-Grade 1	100%	25795319	50115	95,961	100,105	Special
19	Montone	Tina	Teacher-Reading	100%	25286204	50115	95,961	100,105	Special
20	Prabakar	Malini	Teacher-Grade 6	100%	27041030	50115	65,935	68,810	ID
21	Salamone	Caterina	Teacher-Grade 3	100%	27041030	50115	65,935	68,810	ID
22	Herb	Lisa	Teacher-Kindergarten	100%	19041030	50115	63,334	66,180	General
23	Ferguson-Mclean	Gwendolyn	Teacher-Grade 4	100%	27041030	50115	63,334	66,180	ID
24	Sam	Hannah	Teacher-Magnet Sch. Resource	100%	27041030	50115	63,334	66,180	ID
25	Romano	Kimberly	Teacher-Grade 1	100%	19041030	50115	63,334	66,180	General
26	Collier	Zania	Teacher-Social Studies Gr. 5/8	100%	27041530	50115	61,141	63,966	ID
27	Hill	Jonathan	Teacher-Math Grade 5/8	100%	27041130	50115	61,141	63,966	ID
28	Phillips	Maxine	Teacher-Math Grade 5/8	100%	27041130	50115	61,141	63,966	ID
29	Schwartz	Ashley	Teacher-Kindergarten	100%	19041030	50115	60,919	63,334	General
30	Barrett	Tiffany	Teacher-Social Studies Gr. 5/8	100%	27041530	50115	58,523	60,919	ID

King-Robinson International Baccalaureate Magnet							Salary Totals:		
							FY 16	FY 17	
							\$ 4,572,700	\$ 4,720,470	
Count	Last Name	First Name	Title	% At School	ORG	Object	Salary15-16	Salary 16-17	Fund Type
31	Pfeiffer	Meghan	Teacher-Grade 6	100%	27041030	50115	56,199	56,199	ID
32	Garcia	Kimberly	Teacher-Grade 4	100%	27041030	50115	56,199	56,199	ID
33	Griffin	Deon	Building Manager	100%	19047430	50121	54,808	55,904	General
34	Youngman	Michael	Teacher-Physical Education	100%	19040321	50115	54,006	54,006	General
35	Gauthier	Kristi	Teacher-Grade 2	100%	27041030	50115	54,006	54,006	ID
36	Hoyack	Karen	Teacher-Art	100%	27042130	50115	53,938	53,938	ID
37	Presser	Matthew	Teacher-Instruc. Coach Literac	100%	27041030	50115	53,938	53,938	ID
38	Siena	Kaitlyn	Teacher-School Social Worker	100%	19049330	50115	52,203	52,203	General
39	Puglia	Elyse	Teacher-Dev. Reading/K-8	100%	25315256	50115	75,030	75,030	Special
40	Celotto	Kimberly	Teacher-Grade 4-5	100%	27041030	50115	51,740	51,740	ID
41	Madden	Mallorie	Teacher-Grade 2	100%	27041030	50115	51,740	51,740	ID
42	Morgillo	Louis	Assistant Building Manager	100%	19047430	50121	48,836	49,813	General
43	Sayers	Melissa	Teacher-Grade 5	100%	27041030	50115	49,601	49,601	ID
44	Connolly	Coleen	Teacher-Grade 5	100%	27041030	50115	49,601	49,601	ID
45	Swanson	Kaitlyn	Teacher-Grade 5	100%	27041030	50115	49,601	49,601	ID
46	Fedak	Alyson	Teacher-Grade 3	100%	19041030	50115	49,601	49,601	General
47	Siena	Stephen	Teacher-Phys. Ed Grades K-8	100%	27040330	50115	49,601	49,601	ID
48	Reid	Lauren	Teacher-Kindergarten	100%	27041030	50115	49,546	49,546	ID
49	Davis	Chad	Teacher-Special Ed K-8	100%	19049030	50115	49,546	49,546	General
50	Burger	Allison	Teacher-Pre-K	100%	25795319	50115	71,842	71,842	Special
51	Raynold	Sarah	Teacher-Art	100%	27042130	50115	49,546	49,546	ID
52	Hull	Andrew	Teacher-Science Grades 5/8	100%	27041430	50115	47,551	47,551	ID
53	Sizer	Lisa	Teacher-Guidance Counselor	100%	19042030	50115	45,953	45,953	General
54	Kelly	Ross	Teacher-Grade 5	100%	27041030	50115	45,953	45,953	ID
55	Harris	Blanche	Clerk Typist 12 Months Boe	100%	19041030	50124	44,906	44,906	General
56	Granger	Tanisha	Teacher-Integrated Lang. Arts	100%	27041630	50115	43,759	43,759	ID
57	Szczygiel	Aleksandra	Teacher-Music	100%	27042230	50115	43,759	43,759	ID
58	Anoh	Frederic	Teacher-Foreign Language K-8	100%	27041730	50115	43,759	43,759	ID
59	Baker	Renee	Teacher-School Psychologist	50%	19049198	50115	32,968	34,405	General
60	Evans	Rhonda	School Business Manager-10 Mos	100%	27041030	50118	33,918	33,918	ID
61	Lowery	Crystal	Clerk Typist 10 Month Boe	100%	27041030	50124	31,570	31,570	ID
62	Wicks	Regina	Parent Liaison Worker	100%	27041030	50120	30,469	30,469	ID
63	Santiago	Guadalupe	Teacher-Foreign Language K-8	55%	19041798	50115	29,703	29,703	General
64	Lester-Gibson	Gloria	School Security Officer 10 Mos	100%	19047300	50127	27,602	27,602	General
65	Douglas	Patricia	Asst Teacher Pre-K	100%	25315256	50128	37,085	37,085	Special
66	Williams	Denise	Asst Teacher Grade 1	100%	25315256	50128	36,359	36,359	Special
67	Keeton	Calvetta	Cook/Lead	100%	25215200	50126	24,794	35,951	Food Service
68	Briers	Nicole	Asst Teacher Pre-K	100%	27041030	50128	21,430	21,430	ID
69	Middleton	Glenn	Asst Teacher S/Ed Ages K-8	100%	19049030	50128	21,430	21,430	General
70	Ballard	Georgia	Asst Teacher Kdg	100%	25315256	50128	31,074	31,074	Special
71	Romano	Denise	Asst Teacher Pre-K	100%	25315256	50128	31,074	31,074	Special
72	Rogers	Dawn	General Worker	100%	25215200	50126	21,285	30,863	Food Service
73	Walker	Lynair	Asst Teacher Grade 1	100%	27041030	50128	20,773	20,773	ID
74	Brown	Melisa	Asst Teacher Grade 1	100%	25315256	50128	29,167	29,167	Special
75	Mitchell	Elizabeth	Asst Teacher Kdg	100%	25315256	50128	29,167	29,167	Special
76	Martinez	Sadiyya	Asst Teacher Pre-K	100%	27041030	50128	20,115	20,115	ID
77	Lewis	Hyvillia	Asst Teacher Pre-K	100%	25315256	50128	29,167	29,167	Special
78	Isaac	Solomon	Asst Teacher S/Ed Ages K-8	100%	19049030	50128	20,115	20,115	General
79	Hussey-Johnson	Nadene	Asst Teacher S/Ed Ages K-8	100%	25045034	50128	29,167	29,167	Special
80	Thompson	Barbara	General Worker	100%	25215200	50126	19,670	28,522	Food Service
81	Joiner	Jasmin	Asst Teacher Kdg	100%	25315256	50128	28,204	28,204	Special
82	Little	Dale	Asst Teacher Pre-K-3	100%	27041030	50128	18,793	18,793	ID
83	Lewis	Alveda	General Worker	100%	25215200	50126	17,192	24,928	Food Service
84	Cummings	Kenneth	General Worker	100%	25215200	50126	15,554	22,553	Food Service
85	Lilong-Neris	Nancy	General Worker	100%	25215200	50126	14,736	21,367	Food Service
86	Waters	Becky	Teacher-Talented And Gifted	20%	19046298	50115	12,667	13,236	General
87	Myrick	Jamarr	Drop Out Prevention (261 Days)	20%	25315167	50119	11,708	11,708	Special
88	Lee	Parris	Parent Liaison Worker	10%	25315253	50128	4,418	4,418	Special

## King-Robinson International Baccalaureate Magnet

### Full-Time Salaries

General Fund and Interdistrict Salaries	\$3,672,503
Special Funds Actual + Benefits	883,782
Food Service	164,185
<b>Total Salaries</b>	<b>\$4,720,470</b>
<hr/>	
Non-Personel (Supplies, Materials, etc.)	239,886
Part-Time	248,180
<b>Total Budget</b>	<b>\$5,208,536</b>

Total Enrollment	571
Budget Per Pupil	<b>\$9,122</b>

Count	Last Name	First Name	Title	% At School	Object	Salary Totals:		Fund Type
						FY 16 \$ 4,572,700	FY 17 \$ 4,720,470	
1	Gannon	Nadine	Principal	100%	50113	\$ 140,655	\$ 143,649	General
2	Gumbs-Johnson	Tessa	Assistant Principal	100%	50113	116,435	121,218	ID
3	Sagnella	Christina	Teacher-Literacy Coaching Spec	100%	50115	128,309	130,484	Special
4	Roberson	Michael	Teacher-Music	100%	50115	84,851	89,989	ID
5	Levy	Susan	Teacher-Dev. Reading/K-8	100%	50115	88,489	89,989	General
6	Knowles	Valerie	Teacher-Lib/Media Specialist	100%	50115	85,776	87,276	General
7	Kiely	Marybeth	Teacher-Special Ed K-8	100%	50115	86,526	87,276	General
8	Cappella	Lorraine	Teacher-Pre-K	100%	50115	82,138	87,276	General
9	Lindley	Beth	Teacher-Pre-K	100%	50115	85,776	87,276	General
10	Amendola	Jeanine	Teacher-Special Ed K-8	100%	50115	81,989	84,851	General
11	Liebskind	Shaun	Teacher-Foreign Language K-8	100%	50115	78,303	81,898	ID
12	Miller-Hamm	Latoya	Teacher-Special Ed	100%	50115	71,933	75,605	General
13	Berthelot	Audrey	Teacher-Foreign Language K-8	100%	50115	71,933	75,605	ID
14	Gehr	Lynn	Teacher-Grade 1	100%	50115	71,933	75,605	ID
15	Heenan	Patrick	Teacher-Reading	100%	50115	104,303	109,627	Special
16	Boutlier	Jamie	Teacher-Grade 4	100%	50115	69,038	71,933	General
17	Golding	Linzi	Teacher-Grade 3	100%	50115	66,180	69,038	General
18	Garceau	Carrie	Teacher-Grade 1	100%	50115	95,961	100,105	Special
19	Montone	Tina	Teacher-Reading	100%	50115	95,961	100,105	Special
20	Prabakar	Malini	Teacher-Grade 6	100%	50115	65,935	68,810	ID
21	Salamone	Caterina	Teacher-Grade 3	100%	50115	65,935	68,810	ID
22	Herb	Lisa	Teacher-Kindergarten	100%	50115	63,334	66,180	General
23	Ferguson-Mclean	Gwendolyn	Teacher-Grade 4	100%	50115	63,334	66,180	ID
24	Sam	Hannah	Teacher-Magnet Sch. Resource	100%	50115	63,334	66,180	ID
25	Romano	Kimberly	Teacher-Grade 1	100%	50115	63,334	66,180	General
26	Collier	Zania	Teacher-Social Studies Gr. 5/8	100%	50115	61,141	63,966	ID
27	Hill	Jonathan	Teacher-Math Grade 5/8	100%	50115	61,141	63,966	ID
28	Phillips	Maxine	Teacher-Math Grade 5/8	100%	50115	61,141	63,966	ID
29	Schwartz	Ashley	Teacher-Kindergarten	100%	50115	60,919	63,334	General
30	Barrett	Tiffany	Teacher-Social Studies Gr. 5/8	100%	50115	58,523	60,919	ID
31	Pfeiffer	Meghan	Teacher-Grade 6	100%	50115	56,199	56,199	ID
32	Garcia	Kimberly	Teacher-Grade 4	100%	50115	56,199	56,199	ID
33	Griffin	Deon	Building Manager	100%	50121	54,808	55,904	General
34	Youngman	Michael	Teacher-Physical Education	100%	50115	54,006	54,006	General
35	Gauthier	Kristi	Teacher-Grade 2	100%	50115	54,006	54,006	ID
36	Hoyack	Karen	Teacher-Art	100%	50115	53,938	53,938	ID
37	Presser	Matthew	Teacher-Instruc. Coach Literac	100%	50115	53,938	53,938	ID
38	Siena	Kaitlyn	Teacher-School Social Worker	100%	50115	52,203	52,203	General
39	Puglia	Elyse	Teacher-Dev. Reading/K-8	100%	50115	75,030	75,030	Special
40	Celotto	Kimberly	Teacher-Grade 4-5	100%	50115	51,740	51,740	ID

Count	Last Name	First Name	Title	% At School	Object	Salary15-16	Salary 16-17	Fund Type
41	Madden	Mallorie	Teacher-Grade 2	100%	50115	51,740	51,740	ID
42	Morgillo	Louis	Assistant Building Manager	100%	50121	48,836	49,813	General
43	Sayers	Melissa	Teacher-Grade 5	100%	50115	49,601	49,601	ID
44	Connolly	Coleen	Teacher-Grade 5	100%	50115	49,601	49,601	ID
45	Swanson	Kaitlyn	Teacher-Grade 5	100%	50115	49,601	49,601	ID
46	Fedak	Alyson	Teacher-Grade 3	100%	50115	49,601	49,601	General
47	Siena	Stephen	Teacher-Phys. Ed Grades K-8	100%	50115	49,601	49,601	ID
48	Reid	Lauren	Teacher-Kindergarten	100%	50115	49,546	49,546	ID
49	Davis	Chad	Teacher-Special Ed K-8	100%	50115	49,546	49,546	General
50	Burger	Allison	Teacher-Pre-K	100%	50115	71,842	71,842	Special
51	Raynold	Sarah	Teacher-Art	100%	50115	49,546	49,546	ID
52	Hull	Andrew	Teacher-Science Grades 5/8	100%	50115	47,551	47,551	ID
53	Sizer	Lisa	Teacher-Guidance Counselor	100%	50115	45,953	45,953	General
54	Kelly	Ross	Teacher-Grade 5	100%	50115	45,953	45,953	ID
55	Harris	Blanche	Clerk Typist 12 Months Boe	100%	50124	44,906	44,906	General
56	Granger	Taniesha	Teacher-Integrated Lang. Arts	100%	50115	43,759	43,759	ID
57	Szczygiel	Aleksandra	Teacher-Music	100%	50115	43,759	43,759	ID
58	Anoh	Frederic	Teacher-Foreign Language K-8	100%	50115	43,759	43,759	ID
59	Baker	Renee	Teacher-School Psychologist	50%	50115	32,968	34,405	General
60	Evans	Rhonda	School Business Manager-10 Mos	100%	50118	33,918	33,918	ID
61	Lowery	Crystal	Clerk Typist 10 Month Boe	100%	50124	31,570	31,570	ID
62	Wicks	Regina	Parent Liaison Worker	100%	50120	30,469	30,469	ID
63	Santiago	Guadalupe	Teacher-Foreign Language K-8	55%	50115	29,703	29,703	General
64	Lester-Gibson	Gloria	School Security Officer 10 Mos	100%	50127	27,602	27,602	General
65	Douglas	Patricia	Asst Teacher Pre-K	100%	50128	37,085	37,085	Special
66	Williams	Denise	Asst Teacher Grade 1	100%	50128	36,359	36,359	Special
67	Keeton	Calvetta	Cook/Lead	100%	50126	24,794	35,951	Food Service
68	Briers	Nicole	Asst Teacher Pre-K	100%	50128	21,430	21,430	ID
69	Middleton	Glenn	Asst Teacher S/Ed Ages K-8	100%	50128	21,430	21,430	General
70	Ballard	Georgia	Asst Teacher Kdg	100%	50128	31,074	31,074	Special
71	Romano	Denise	Asst Teacher Pre-K	100%	50128	31,074	31,074	Special
72	Rogers	Dawn	General Worker	100%	50126	21,285	30,863	Food Service
73	Walker	Lynair	Asst Teacher Grade 1	100%	50128	20,773	20,773	ID
74	Brown	Melisa	Asst Teacher Grade 1	100%	50128	29,167	29,167	Special
75	Mitchell	Elizabeth	Asst Teacher Kdg	100%	50128	29,167	29,167	Special
76	Martinez	Sadiyya	Asst Teacher Pre-K	100%	50128	20,115	20,115	ID
77	Lewis	Hyvillia	Asst Teacher Pre-K	100%	50128	29,167	29,167	Special
78	Isaac	Solomon	Asst Teacher S/Ed Ages K-8	100%	50128	20,115	20,115	General
79	Hussey-Johnson	Nadene	Asst Teacher S/Ed Ages K-8	100%	50128	29,167	29,167	Special
80	Thompson	Barbara	General Worker	100%	50126	19,670	28,522	Food Service
81	Joiner	Jasmin	Asst Teacher Kdg	100%	50128	28,204	28,204	Special
82	Little	Dale	Asst Teacher Pre-K-3	100%	50128	18,793	18,793	ID
83	Lewis	Alveda	General Worker	100%	50126	17,192	24,928	Food Service
84	Cummings	Kenneth	General Worker	100%	50126	15,554	22,553	Food Service
85	Lilong-Neris	Nancy	General Worker	100%	50126	14,736	21,367	Food Service
86	Waters	Becky	Teacher-Talented And Gifted	20%	50115	12,667	13,236	General
87	Myrick	Jamarr	Drop Out Prevention (261 Days)	20%	50119	11,708	11,708	Special
88	Lee	Parris	Parent Liaison Worker	10%	50128	4,418	4,418	Special

## Lincoln-Bassett School

### General Fund Allocation

### Methodology

			Enrollment	x	Per Pupil
K-8 Base Student Funding	\$1,375,408	=	394	X	\$3,491
9-12 Base Student Funding	\$0	=	-	X	3,840
Family Income Based Funding	336,521	=	241	X	1,396
Student Mobility Funding	76,799	=	55	X	1,396
English Learners Funding	23,738	=	19	X	1,249
Special Education Funding	72,610	=	43	X	1,689
District-Directed Funds	-				
<b>Total General Funds Allocation</b>	<b>\$1,885,076</b>				
Proposed Interdistrict Allocation	\$0				
Staff Paid from Non-School Sources (ex. Special Funds, Itinerant)	1,219,631				
Year One - Phase in Adjustment	150,097				
Other Supplemental Funding	100,000				
Open Choice or Tuition if Applicable	-				
<b>Total FY17 Budget Allocation</b>	<b>\$3,354,804</b>				
Total Enrollment			431		
Budget Per Pupil					<b>\$7,784</b>

Note: General Funding Enrollment is based on Resident K-12 Students.

ELL and Special Education Per Pupils are blended rates of multiple categories.

Lincoln-Bassett School							Salary Totals:		
							FY 16	FY 17	
							\$ 3,170,649	\$ 3,244,143	
Count	Last Name	First Name	Title	% At School	ORG	Object	Salary15-16	Salary 16-17	Fund Type
1	Brown-Clayton	Janet	Principal	100%	19044020	50113	\$ 141,655	\$ 144,649	General
2	Clarino	Jenny	Assistant Principal	100%	19044020	50113	114,079	118,654	General
3	Bogart	Michelle	Teacher-Climate Specialist	100%	19041020	50115	92,717	94,217	General
4	Wardlaw	Addie	Teacher-Special Ed K-8	100%	19049020	50115	85,776	87,276	General
5	Christley	Marvin	Teacher-Phys. Ed Grades K-8	100%	19040320	50115	85,776	87,276	General
6	Quirk	Lorraine	Teacher-Instruct. Coach Math	100%	19041020	50115	85,776	87,276	General
7	Booker	Rolanda	Teacher-Instruct. Coach Math	100%	25315256	50115	114,950	119,100	Special
8	Petersen	Randi	Teacher-Grade 5	100%	25476149	50115	109,968	114,266	Special
9	Skiba	Stephanie	Teacher-In Chrg/Sch. Operation	100%	19041120	50115	65,935	68,810	General
10	Carini	Regina	Teacher-Instruc. Coach Literac	100%	19042020	50115	65,935	68,810	General
11	Maselli	Jennifer	Teacher-Reading	100%	19041320	50115	65,935	68,810	General
12	Casella	Bernadette	Teacher-Special Ed K-8	100%	19049020	50115	63,334	66,180	General
13	Clark	Audra	Teacher-Kindergarten	100%	19041020	50115	58,523	60,919	General
14	Kaye	Jennifer	Teacher-Kindergarten	100%	19041020	50115	58,523	60,919	General
15	Harold	Trina	Building Manager	100%	19047420	50121	54,808	55,904	General
16	Medermit	Jenna	Teacher-Grade 6	100%	19041020	50115	54,006	54,006	General
17	Stopka	Lisa	Teacher-Grade 2	100%	19041020	50115	53,938	53,938	General
18	Walden	Darlene	Teacher-Grade 3	100%	19041020	50115	51,745	51,745	General
19	Messina	James	Teacher-Grade 5	100%	19041020	50115	51,740	51,740	General
20	Figueroa	Jessenia	Teacher-Pre K/Sp.Ed.	100%	19049020	50115	51,740	51,740	General
21	Sangare	Ramatou	Teacher-School Social Worker	100%	25476108	50115	72,719	72,719	Special
22	Whaley	Steven	Assistant Building Manager	100%	19047420	50121	48,836	49,813	General
23	Kesner	Jacquelyn	Teacher-Grade 1	100%	19041020	50115	49,601	49,601	General
24	Forsa	Rachel	Teacher-Grade 2	100%	19041020	50115	49,601	49,601	General
25	Bisaillon Sheehan	Roleen	Teacher-Art	100%	19042120	50115	49,546	49,546	General
26	Russell	Alysha	Teacher-Grade 4	100%	19041020	50115	47,551	47,551	General
27	Liguz	Anna	Teacher-Grade 1	100%	19041020	50115	47,551	47,551	General
28	Chaisson-Levine	Amanda	Teacher-Grade 2	100%	19041020	50115	47,551	47,551	General
29	Bogart	Mallory	Teacher-Special Ed	100%	19049820	50115	47,551	47,551	General
30	Fix	Geoffrey	Teacher-Grade 6	100%	19041020	50115	47,551	47,551	General

Lincoln-Bassett School							Salary Totals:		
							FY 16	FY 17	
							\$ 3,170,649	\$ 3,244,143	
Count	Last Name	First Name	Title	% At School	ORG	Object	Salary15-16	Salary 16-17	Fund Type
31	Ozenne	Brian	Teacher-Grade 3	100%	19041020	50115	45,953	45,953	General
32	Healy	Richard	Teacher-Grade 4	100%	19041020	50115	45,953	45,953	General
33	Dumont	Danielle	Teacher-Grade 3	100%	19041020	50115	45,953	45,953	General
34	Brown	Charlene	Teacher-Lib/Media Specialist	100%	19042720	50115	45,953	45,953	General
35	Magalhaes	Jessica	Teacher-Grade 5	100%	19041020	50115	45,357	45,357	General
36	Slivinski	Emily	Teacher-Grade 1	100%	19041020	50115	45,357	45,357	General
37	Harrington	Alicia	Teacher-Grade 1	100%	19041020	50115	45,357	45,357	General
38	Scaniffe	Ambrosia Shawne	Teacher-Grade 4	0%	19041020	50115	43,759	43,759	General
39	Scaniffe	Ambrosia	Teacher-Grade 4	100%	19041020	50115	43,759	43,759	General
40	Bazinet	Heather	Teacher-Speech And Hearing	50%	19049298	50115	37,309	39,152	General
41	Okeke	Oluchi	In House Suspension Worker	100%	19041020	50128	38,923	38,923	General
42	Little	Gloria	Head Start Teacher	100%	25685317	50128	55,529	55,529	Special
43	Lewis	Christine	Head Start Teacher	100%	25325279	50128	55,529	55,529	Special
44	Young	Keith	Family Educator 12 Months	100%	25315256	50135	54,930	54,930	Special
45	Kelly	Wathia	Clerk Typist 10 Month Boe	100%	19041020	50124	31,570	31,570	General
46	Patterson-Johnson	Monica	Clerk Typist 10 Month Boe	100%	19041020	50124	31,570	31,570	General
47	Laboy	Marggie	Asst Teacher Pre K/Special Ed	100%	25045035	50128	37,085	37,085	Special
48	Coward	Monique	Asst Teacher Grade 1	100%	25315256	50128	37,085	37,085	Special
49	Jackson	Mayia	Cook/Lead	100%	25215200	50126	22,887	33,186	Food Service
50	Delgado	Caterine	Asst Teacher Pre K/Special Ed	100%	25045034	50128	32,998	32,998	Special
51	Reid	Anthony	Asst Teacher Grade 2	100%	19041020	50128	20,115	20,115	General
52	Patterson	James	Asst Teacher S/Ed Ages K-8	100%	19049020	50128	20,115	20,115	General
53	Oliver	Christina	Asst Teacher Grade 2	100%	19041020	50128	19,451	19,451	General
54	Henry	Shakira	Asst Teacher Grade 2	100%	25315256	50128	28,204	28,204	Special
55	Oliveras	Judith	Asst Teacher Grade 1	100%	25315256	50128	28,204	28,204	Special
56	Pearson	Sandra	Asst Teacher Grade 1	100%	25315256	50128	28,204	28,204	Special
57	Lopez-Quiles	Yesenia	Asst Teacher Grade 2	100%	19041020	50128	19,451	19,451	General
58	Smith	Janice	Asst Teacher Grade 1	100%	19041020	50128	18,793	18,793	General
59	Chardon	Venovia	Asst Teacher Kdg	100%	25315256	50128	27,250	27,250	Special
60	Washington	Lawrence	Asst Teacher-Special Education	100%	19041020	50128	18,793	18,793	General
61	Vereen	Vitealya	General Worker	100%	25215200	50126	17,192	24,928	Food Service
62	Lee	Parris	Parent Liaison Worker	40%	25315253	50128	17,672	17,672	Special
63	Gray	Felicia	General Worker	100%	25215200	50126	9,824	14,245	Food Service
64	Davis	Samone	General Worker	100%	25215200	50126	9,824	14,245	Food Service
65	Brunson	Laberta	General Worker	100%	25215200	50126	9,824	14,245	Food Service

## Lincoln-Bassett School

### Full-Time Salaries

General Fund and Interdistrict Salaries	\$2,434,519
Special Funds Actual + Benefits	708,775
Food Service	100,849
<b>Total Salaries</b>	<b>\$3,244,143</b>

Non-Personel (Supplies, Materials, etc.)	55,220
Part-Time	30,490
<b>Total Budget</b>	<b>\$3,329,853</b>

Total Enrollment	431
Budget Per Pupil	<b>\$7,726</b>

Count	Last Name	First Name	Title	% At School	Object	Salary Totals:		Fund Type
						Salary15-16	Salary 16-17	
						FY 16	FY 17	
						\$ 3,170,649	\$ 3,244,143	
1	Brown-Clayton	Janet	Principal	100%	50113	\$ 141,655	\$ 144,649	General
2	Clarino	Jenny	Assistant Principal	100%	50113	114,079	118,654	General
3	Bogart	Michelle	Teacher-Climate Specialist	100%	50115	92,717	94,217	General
4	Wardlaw	Addie	Teacher-Special Ed K-8	100%	50115	85,776	87,276	General
5	Christley	Marvin	Teacher-Phys. Ed Grades K-8	100%	50115	85,776	87,276	General
6	Quirk	Lorraine	Teacher-Instruct. Coach Math	100%	50115	85,776	87,276	General
7	Booker	Rolanda	Teacher-Instruct. Coach Math	100%	50115	114,950	119,100	Special
8	Petersen	Randi	Teacher-Grade 5	100%	50115	109,968	114,266	Special
9	Skiba	Stephanie	Teacher-In Chrg/Sch. Operation	100%	50115	65,935	68,810	General
10	Carini	Regina	Teacher-Instruc. Coach Literac	100%	50115	65,935	68,810	General
11	Maselli	Jennifer	Teacher-Reading	100%	50115	65,935	68,810	General
12	Casella	Bernadette	Teacher-Special Ed K-8	100%	50115	63,334	66,180	General
13	Clark	Audra	Teacher-Kindergarten	100%	50115	58,523	60,919	General
14	Kaye	Jennifer	Teacher-Kindergarten	100%	50115	58,523	60,919	General
15	Harold	Trina	Building Manager	100%	50121	54,808	55,904	General
16	Mcdermitt	Jenna	Teacher-Grade 6	100%	50115	54,006	54,006	General
17	Stopka	Lisa	Teacher-Grade 2	100%	50115	53,938	53,938	General
18	Walden	Darlene	Teacher-Grade 3	100%	50115	51,745	51,745	General
19	Messina	James	Teacher-Grade 5	100%	50115	51,740	51,740	General
20	Figuroa	Jessenia	Teacher-Pre K/Sp.Ed.	100%	50115	51,740	51,740	General
21	Sangare	Ramatou	Teacher-School Social Worker	100%	50115	72,719	72,719	Special
22	Whaley	Steven	Assistant Building Manager	100%	50121	48,836	49,813	General
23	Kesner	Jacquelyn	Teacher-Grade 1	100%	50115	49,601	49,601	General
24	Forsa	Rachel	Teacher-Grade 2	100%	50115	49,601	49,601	General
25	Bisaillon Sheehan	Roleen	Teacher-Art	100%	50115	49,546	49,546	General
26	Russell	Alysha	Teacher-Grade 4	100%	50115	47,551	47,551	General
27	Liguz	Anna	Teacher-Grade 1	100%	50115	47,551	47,551	General
28	Chaisson-Levine	Amanda	Teacher-Grade 2	100%	50115	47,551	47,551	General
29	Bogart	Mallory	Teacher-Special Ed	100%	50115	47,551	47,551	General
30	Fix	Geoffrey	Teacher-Grade 6	100%	50115	47,551	47,551	General
31	Ozenne	Brian	Teacher-Grade 3	100%	50115	45,953	45,953	General
32	Healy	Richard	Teacher-Grade 4	100%	50115	45,953	45,953	General
33	Dumont	Danielle	Teacher-Grade 3	100%	50115	45,953	45,953	General
34	Brown	Charlene	Teacher-Lib/Media Specialist	100%	50115	45,953	45,953	General
35	Magalhaes	Jessica	Teacher-Grade 5	100%	50115	45,357	45,357	General
36	Slivinski	Emily	Teacher-Grade 1	100%	50115	45,357	45,357	General
37	Harrington	Alicia	Teacher-Grade 1	100%	50115	45,357	45,357	General
38	Scaniffe	Ambrosia Shawne	Teacher-Grade 4	0%	50115	43,759	43,759	General
39	Scaniffe	Ambrosia	Teacher-Grade 4	100%	50115	43,759	43,759	General
40	Bazinet	Heather	Teacher-Speech And Hearing	50%	50115	37,309	39,152	General

Count	Last Name	First Name	Title	% At School	Object	Salary15-16	Salary 16-17	Fund Type
41	Okeke	Oluchi	In House Suspension Worker	100%	50128	38,923	38,923	General
42	Little	Gloria	Head Start Teacher	100%	50128	55,529	55,529	Special
43	Lewis	Christine	Head Start Teacher	100%	50128	55,529	55,529	Special
44	Young	Keith	Family Educator 12 Months	100%	50135	54,930	54,930	Special
45	Kelly	Wathia	Clerk Typist 10 Month Boe	100%	50124	31,570	31,570	General
46	Patterson-Johnson	Monica	Clerk Typist 10 Month Boe	100%	50124	31,570	31,570	General
47	Laboy	Marggie	Asst Teacher Pre K/Special Ed	100%	50128	37,085	37,085	Special
48	Coward	Monique	Asst Teacher Grade 1	100%	50128	37,085	37,085	Special
49	Jackson	Mayia	Cook/Lead	100%	50126	22,887	33,186	Food Service
50	Delgado	Caterine	Asst Teacher Pre K/Special Ed	100%	50128	32,998	32,998	Special
51	Reid	Anthony	Asst Teacher Grade 2	100%	50128	20,115	20,115	General
52	Patterson	James	Asst Teacher S/Ed Ages K-8	100%	50128	20,115	20,115	General
53	Oliver	Christina	Asst Teacher Grade 2	100%	50128	19,451	19,451	General
54	Henry	Shakira	Asst Teacher Grade 2	100%	50128	28,204	28,204	Special
55	Oliveras	Judith	Asst Teacher Grade 1	100%	50128	28,204	28,204	Special
56	Pearson	Sandra	Asst Teacher Grade 1	100%	50128	28,204	28,204	Special
57	Lopez-Quiles	Yesenia	Asst Teacher Grade 2	100%	50128	19,451	19,451	General
58	Smith	Janice	Asst Teacher Grade 1	100%	50128	18,793	18,793	General
59	Chardon	Venovia	Asst Teacher Kdg	100%	50128	27,250	27,250	Special
60	Washington	Lawrence	Asst Teacher-Special Education	100%	50128	18,793	18,793	General
61	Vereen	Vitealya	General Worker	100%	50126	17,192	24,928	Food Service
62	Lee	Parris	Parent Liaison Worker	40%	50128	17,672	17,672	Special
63	Gray	Felicia	General Worker	100%	50126	9,824	14,245	Food Service
64	Davis	Samone	General Worker	100%	50126	9,824	14,245	Food Service
65	Brunson	Laberta	General Worker	100%	50126	9,824	14,245	Food Service



## LW Beecher Museum School of Arts & Sciences

### General Fund Allocation

### Methodology

			Enrollment	x	Per Pupil
K-8 Base Student Funding	\$1,001,883	=	287	X	\$3,491
9-12 Base Student Funding	\$0	=	-	X	3,840
Family Income Based Funding	251,344	=	180	X	1,396
Student Mobility Funding	4,189	=	3	X	1,396
English Learners Funding	11,520	=	13	X	886
Special Education Funding	43,287	=	31	X	1,396
District-Directed Funds	-				
<b>Total General Funds Allocation</b>	<b>\$1,312,223</b>				
Proposed Interdistrict Allocation	\$2,177,776				
Staff Paid from Non-School Sources (ex. Special Funds, Itinerant)	434,981				
Year One - Phase in Adjustment	(262,487)				
Other Supplemental Funding	-				
Open Choice or Tuition if Applicable	82,800				
<b>Total FY17 Budget Allocation</b>	<b>\$3,745,293</b>				
Total Enrollment	506				
Budget Per Pupil	<b>\$7,402</b>				

Note: General Funding Enrollment is based on Resident K-12 Students.

ELL and Special Education Per Pupils are blended rates of multiple categories.

Count	Last Name	First Name	Title	% At School	ORG	Object	Salary Totals:		Fund Type
							FY 16	FY 17	
							\$ 3,130,270	\$ 3,224,903	
1	Russell Beck	Kathy	Principal	100%	19044003	50113	\$ 140,447	\$ 143,441	General
2	Carazo	Karen	Assistant Principal	100%	27044003	50113	122,447	125,018	ID
3	Warren	Elizabeth	Teacher-Integrated Lang. Arts	100%	27041303	50115	85,776	87,276	ID
4	Adams	Robert	Teacher-Music Grades K-8	100%	27042203	50115	86,526	87,276	ID
5	Rice	Kimya	Teacher-Grade 4	100%	27041003	50115	85,776	87,276	ID
6	Edwards	Patrice	Teacher-Pre-K	100%	19041003	50115	85,776	87,276	General
7	Lockwood	Alyssa	Teacher-Pre-K	100%	27041003	50115	83,500	85,000	ID
8	Velezis	Elpiniki	Teacher-Art Grades K-8	100%	27041003	50115	74,617	78,303	ID
9	Stone	Gregory	Teacher-Phys. Ed Grades K-8	100%	27040303	50115	71,933	75,605	ID
10	Camp	Kathleen	Teacher-Special Ed K-8	100%	19049003	50115	69,038	71,933	General
11	Hellyar	Maryellen	Teacher-Pre-K	100%	27041003	50115	69,038	71,933	ID
12	Michaud	Erin	Teacher-Mag.Res.-Art	100%	27042103	50115	66,180	69,038	ID
13	Lysaght	Joseph	Teacher-Social Studies Gr. 5/8	100%	27041503	50115	63,966	66,803	ID
14	Philpot	Tracey	Teacher-Instruct. Coach Math	100%	19041003	50115	63,334	66,180	General
15	Holms-Shay	Brigid	Teacher-Guidance Counselor	100%	19042030	50115	63,334	66,180	General
16	Depuma	Gina	Teacher-Instruc. Coach Literac	100%	25115678	50115	91,834	95,961	Special
17	Slay	Stephanie	Teacher-Grade 2	100%	27041003	50115	61,141	63,966	ID
18	Adjepong	Juliana	Teacher-School Social Worker	100%	19049303	50115	61,124	63,513	General
19	Natalino	Heidi	Teacher-Kindergarten	100%	19041003	50115	58,523	60,919	General
20	Kealey	Scott	Teacher-Grade 6	100%	27041003	50115	58,523	60,919	ID
21	Christoni	Mandi	Teacher-Reading	100%	27041303	50115	58,523	60,919	ID
22	Sax	David	Teacher-School Psychologist	100%	19049103	50115	58,406	58,406	General
23	Bartling	Donna	Teacher-Math Grade 5/8	100%	27041103	50115	56,199	56,199	ID
24	Caruso	Rachel	Teacher-Grade 5	100%	27041003	50115	56,199	56,199	ID
25	Porto	Michael	Building Manager	100%	19047403	50121	54,808	55,904	General
26	Moore	Michele	Teacher-Kindergarten	100%	19041003	50115	54,215	54,215	General
27	Brayman	Amy	Teacher-Math Grade 5/8	100%	27041103	50115	53,938	53,938	ID
28	Kuszpa	Michael	Teacher-Science Grades 5/8	100%	27041403	50115	51,740	51,740	ID
29	McNabb	Jenifer	Teacher-Grade 2	100%	27041003	50115	51,740	51,740	ID
30	Morrissey	Danielle	Teacher-Grade 1	100%	27041003	50115	51,740	51,740	ID

							FY 16	FY 17			
							Salary Totals:	\$ 3,130,270	\$ 3,224,903		
Count	Last Name	First Name	Title	% At School	ORG	Object	Salary15-16	Salary 16-17	Fund Type		
31	Dickey	Raysheeta	Teacher-Grade 3	100%	27041003	50115	51,740	51,740	ID		
32	Bell	Rodney	Assistant Building Manager	100%	19047403	50121	48,836	49,813	General		
33	Bouhouche	El Mahfoud	Teacher-Foreign Language	100%	27041703	50115	49,601	49,601	ID		
34	Lupi	Amanda	Teacher-Grade 6	100%	27041003	50115	49,546	49,546	ID		
35	Minitier	Gretchen	Teacher-Pre-K	100%	19041003	50115	49,546	49,546	General		
36	Shorter	Dana	Teacher-Grade 1	100%	27041003	50115	47,551	47,551	ID		
37	Pappacoda	Amanda	Teacher-Grade 3	100%	27041003	50115	47,551	47,551	ID		
38	Sasso	Joseph	Teacher-Grade 4	100%	27041003	50115	45,953	45,953	ID		
39	Schobert	Laura	Teacher-Special Ed K-8	100%	19049003	50115	43,759	45,357	General		
40	Muli	Vincent	Teacher-Physical Education	100%	27040303	50115	45,357	45,357	ID		
41	Jefferson	Stephen	In House Suspension Worker	100%	27041003	50120	41,553	41,553	ID		
42	Tuckler	Ingrid	Biling.Clerk Typist 12 Mo Boe	100%	19041003	50124	37,883	37,883	General		
43	Ruotolo	Richard	Teacher-Music Grades K-8	40%	19042298	50115	33,940	35,996	General		
44	Suggs	Anthony	School Business Manager-10 Mos	100%	27041003	50118	33,918	33,918	ID		
45	Gibbs	Walter	School Security Officer 10 Mos	100%	19047300	50127	27,602	27,602	General		
46	Camposano	Nicolle	Asst Teacher Grade 1	100%	19041003	50128	25,075	25,075	General		
47	Harrell	Margaret	Asst Teacher S/Ed Ages K-8	100%	19049003	50128	25,075	25,075	General		
48	Beall	Mattie	Cook/Lead	100%	25215200	50126	24,794	35,951	Food Service		
49	Rawlins-Stewart	Rhonda	Asst Teacher Pre-K	100%	27041003	50128	22,757	22,757	ID		
50	Osborne	Charlene	Asst Teacher Pre-K	100%	27041003	50128	21,430	21,430	ID		
51	Council	Linda	Asst Teacher S/Ed Ages K-8	100%	19049003	50128	20,115	20,115	General		
52	Thorpe	Syreeta	Asst Teacher Kdg	100%	27041003	50128	20,115	20,115	ID		
53	Dowdy	Anita	Asst Teacher Pre-K	100%	27041003	50128	20,115	20,115	ID		
54	Johnson	Takita	Asst Teacher Pre-K	100%	27041003	50128	20,115	20,115	ID		
55	Webb	Tamara	Asst Teacher Kdg	100%	27041003	50128	20,115	20,115	ID		
56	King	Valerie	Asst Teacher Pre-K	100%	27041003	50128	19,451	19,451	ID		
57	Melillo	Maria	Asst Teacher Pre-K	100%	27041003	50128	19,451	19,451	ID		
58	Sutherland	Whitney	Asst Teacher Pre-School	100%	27041003	50128	19,451	19,451	ID		
59	Martin	Desiree	Asst Teacher Pre-K	100%	27041003	50128	18,793	18,793	ID		
60	Hernandez	Maria	General Worker	100%	25215200	50126	17,192	24,928	Food Service		
61	Kountz	Dawn	Teacher-Talented And Gifted	20%	19046298	50115	15,855	16,428	General		
62	Longobardi	Kristin	General Worker	80%	25215200	50126	14,408	20,892	Food Service		
63	Harris	Teresa	General Worker	100%	25215200	50126	11,461	16,618	Food Service		
64	Hernandez	Maria	General Worker	100%	25215200	50126	9,824	14,245	Food Service		

## LW Beecher Museum School of Arts & Sciences

### Full-Time Salaries

General Fund and Interdistrict Salaries	\$3,016,307
Special Funds Actual + Benefits	95,961
Food Service	112,635
<b>Total Salaries</b>	<b>\$3,224,903</b>

Non-Personel (Supplies, Materials, etc.)	243,035
Part-Time	146,112
<b>Total Budget</b>	<b>\$3,614,050</b>

Total Enrollment	506
Budget Per Pupil	<b>\$7,142</b>

Count	Last Name	First Name	Title	% At School	Object	Salary Totals:		Fund Type
						FY 16 \$ 3,130,270	FY 17 \$ 3,224,903	
1	Russell Beck	Kathy	Principal	100%	50113	\$ 140,447	\$ 143,441	General
2	Carazo	Karen	Assistant Principal	100%	50113	122,447	125,018	ID
3	Warren	Elizabeth	Teacher-Integrated Lang. Arts	100%	50115	85,776	87,276	ID
4	Adams	Robert	Teacher-Music Grades K-8	100%	50115	86,526	87,276	ID
5	Rice	Kimya	Teacher-Grade 4	100%	50115	85,776	87,276	ID
6	Edwards	Patrice	Teacher-Pre-K	100%	50115	85,776	87,276	General
7	Lockwood	Alyssa	Teacher-Pre-K	100%	50115	83,500	85,000	ID
8	Velezis	Elpiniki	Teacher-Art Grades K-8	100%	50115	74,617	78,303	ID
9	Stone	Gregory	Teacher-Phys. Ed Grades K-8	100%	50115	71,933	75,605	ID
10	Camp	Kathleen	Teacher-Special Ed K-8	100%	50115	69,038	71,933	General
11	Hellyar	Maryellen	Teacher-Pre-K	100%	50115	69,038	71,933	ID
12	Michaud	Erin	Teacher-Mag.Res.-Art	100%	50115	66,180	69,038	ID
13	Lysaght	Joseph	Teacher-Social Studies Gr. 5/8	100%	50115	63,966	66,803	ID
14	Philpot	Tracey	Teacher-Instruct. Coach Math	100%	50115	63,334	66,180	General
15	Holms-Shay	Brigid	Teacher-Guidance Counselor	100%	50115	63,334	66,180	General
16	Depuma	Gina	Teacher-Instruc. Coach Literac	100%	50115	91,834	95,961	Special
17	Slay	Stephanie	Teacher-Grade 2	100%	50115	61,141	63,966	ID
18	Adjepong	Juliana	Teacher-School Social Worker	100%	50115	61,124	63,513	General
19	Natalino	Heidi	Teacher-Kindergarten	100%	50115	58,523	60,919	General
20	Kealey	Scott	Teacher-Grade 6	100%	50115	58,523	60,919	ID
21	Christoni	Mandi	Teacher-Reading	100%	50115	58,523	60,919	ID
22	Sax	David	Teacher-School Psychologist	100%	50115	58,406	58,406	General
23	Bartling	Donna	Teacher-Math Grade 5/8	100%	50115	56,199	56,199	ID
24	Caruso	Rachel	Teacher-Grade 5	100%	50115	56,199	56,199	ID
25	Porto	Michael	Building Manager	100%	50121	54,808	55,904	General
26	Moore	Michele	Teacher-Kindergarten	100%	50115	54,215	54,215	General
27	Brayman	Amy	Teacher-Math Grade 5/8	100%	50115	53,938	53,938	ID
28	Kuszpa	Michael	Teacher-Science Grades 5/8	100%	50115	51,740	51,740	ID
29	McNabb	Jenifer	Teacher-Grade 2	100%	50115	51,740	51,740	ID
30	Morrissey	Danielle	Teacher-Grade 1	100%	50115	51,740	51,740	ID
31	Dickey	Raysheeta	Teacher-Grade 3	100%	50115	51,740	51,740	ID
32	Bell	Rodney	Assistant Building Manager	100%	50121	48,836	49,813	General
33	Bouhouche	El Mahfoud	Teacher-Foreign Language	100%	50115	49,601	49,601	ID
34	Lupi	Amanda	Teacher-Grade 6	100%	50115	49,546	49,546	ID
35	Minter	Gretchen	Teacher-Pre-K	100%	50115	49,546	49,546	General
36	Shorter	Dana	Teacher-Grade 1	100%	50115	47,551	47,551	ID
37	Pappacoda	Amanda	Teacher-Grade 3	100%	50115	47,551	47,551	ID
38	Sasso	Joseph	Teacher-Grade 4	100%	50115	45,953	45,953	ID
39	Schobert	Laura	Teacher-Special Ed K-8	100%	50115	43,759	45,357	General
40	Muli	Vincent	Teacher-Physical Education	100%	50115	45,357	45,357	ID



## Mauro-Sheridan Science, Technology, and Communications Magnet

### General Fund Allocation

### Methodology

			Enrollment	x	Per Pupil
K-8 Base Student Funding	\$1,057,737	=	303	X	\$3,491
9-12 Base Student Funding	\$0	=	-	X	3,840
Family Income Based Funding	223,416	=	160	X	1,396
Student Mobility Funding	4,189	=	3	X	1,396
English Learners Funding	32,814	=	35	X	938
Special Education Funding	53,061	=	36	X	1,474
District-Directed Funds	-				
<b>Total General Funds Allocation</b>	<b>\$1,371,219</b>				
Proposed Interdistrict Allocation	\$2,319,745				
Staff Paid from Non-School Sources (ex. Special Funds, Itinerant)	738,799				
Year One - Phase in Adjustment	255,744				
Other Supplemental Funding	-				
Open Choice or Tuition if Applicable	92,400				
<b>Total FY17 Budget Allocation</b>	<b>\$4,777,906</b>				
Total Enrollment	533				
Budget Per Pupil	<b>\$8,964</b>				

Note: General Funding Enrollment is based on Resident K-12 Students.

ELL and Special Education Per Pupils are blended rates of multiple categories.

Count	Last Name	First Name	Title	% At School	ORG	Object	Salary Totals:		Fund Type
							FY 16	FY 17	
							\$ 4,234,951	\$ 4,359,368	
							Salary15-16	Salary 16-17	
1	Kaliszewski	Sandra	Principal	100%	19044019	50113	\$ 138,091	\$ 143,441	General
2	Coursey	Kerry	Assistant Principal	100%	27044019	50113	121,447	124,018	ID
3	Schlank	Donna	Teacher-Administrative Intern	100%	25486084	50115	128,309	130,484	Special
4	Pires	Lisa	Teacher-Science Grades 5/8	100%	27041419	50115	88,489	89,989	ID
5	Canzanella	Karen	Teacher-Special Ed K-8	100%	19049019	50115	89,239	89,989	General
6	Francis	Kimberly	Teacher-Social Studies Gr. 5/8	100%	27041019	50115	85,776	87,276	ID
7	Kosloff	Deborah	Teacher-Mathematics	100%	27041119	50115	85,776	87,276	ID
8	Lavorgna	Karen	Teacher-Special Ed K-8	100%	19049019	50115	85,776	87,276	General
9	Adorno	Nancy	Teacher-Special Ed K-8	100%	19049019	50115	84,250	85,000	General
10	Williams	Lennell	Teacher-Social Studies Gr. 5/8	100%	19041519	50115	83,500	85,000	General
11	Schwartzman	Mindy	Teacher-Instruct. Coach Math	100%	27041119	50115	79,276	82,138	ID
12	Ricci	Janet	Teacher-Grade 6	100%	27041019	50115	79,276	82,138	ID
13	Gibbs	Monique	Teacher-Pre-K	100%	19041019	50115	79,276	82,138	General
14	Shindell	Deborah	Teacher-Computer Ed/I.T.	100%	27041019	50115	74,617	78,303	ID
15	Holahan	Susanna	Teacher-Itinerant Tesol	80%	19041219	50115	74,617	78,303	General
16	Esposito	Michael	Teacher-Grade 3	100%	27041019	50115	71,933	75,605	ID
17	Goodrich	Judith	Teacher-Magnet Sch. Resource	100%	27041019	50115	71,694	74,617	ID
18	Wasser	Daniel	Teacher-Art Grades K-8	100%	19042119	50115	69,038	71,933	General
19	Marshall	Laura	Teacher-Dev. Reading/K-8	100%	27041319	50115	66,180	69,038	ID
20	Post	Claudia	Teacher-Grade 5	100%	27041019	50115	66,180	69,038	ID
21	Kozlowski	Lori	Teacher-Literacy Coaching Spec	100%	25115678	50115	95,606	99,775	Special
22	Slusky	William	Teacher-English	100%	19041619	50115	63,334	66,180	General
23	Puglisi	Cynthia	Teacher-Grade 1	100%	27041019	50115	63,334	66,180	ID
24	Ortiz	Elisangela	Teacher-Music Grades K-8	100%	19042219	50115	63,334	66,180	General
25	Hosozawa-Feldenze	Eiko	Teacher-Kindergarten	100%	27041019	50115	63,334	66,180	ID
26	Martinez	Darla	Teacher-Kindergarten	100%	19041019	50115	61,141	63,966	General
27	Walker	Jessica	Teacher-Integrated Lang. Arts	100%	19041619	50115	61,124	63,513	General
28	Walsh	Joseph	Teacher-Math Grade 5/8	100%	27041119	50115	60,919	63,334	ID
29	Moffitt	Andria	Teacher-Grade 1	100%	19041019	50115	60,919	63,334	General
30	Raspardo	Renee	Teacher-Pre-K	100%	19041019	50115	60,919	63,334	General

Mauro-Sheridan Science, Technology, and Communicati							Salary Totals:		
							FY 16	FY 17	
							\$ 4,234,951	\$ 4,359,368	
Count	Last Name	First Name	Title	% At School	ORG	Object	Salary15-16	Salary 16-17	Fund Type
31	Landau	Eva	Teacher-Grade 4	100%	27041019	50115	58,523	60,919	ID
32	Apgar	Caroline	Teacher-Integrated Lang. Arts	100%	27041019	50115	58,523	60,919	ID
33	Hromjak	Rebecca	Teacher-Pre K-3	100%	27041019	50115	58,801	58,801	ID
34	Gallagher	Melody	Teacher-Art Grades K-8	100%	19042119	50115	56,329	58,719	General
35	Woodson	Kenneth	Building Manager	100%	19047419	50121	54,808	55,904	General
36	Bacon	Renee	Teacher-Guidance Counselor	100%	19042019	50115	53,938	53,938	General
37	Solano	Crystal	Teacher-Foreign Language	100%	27041719	50115	51,740	51,740	ID
38	Devaney	Andrea	Teacher-Grade 4	100%	27041019	50115	51,740	51,740	ID
39	Mclaughlin	Amanda	Teacher-Grade 1	100%	19041019	50115	51,740	51,740	General
40	Jokl	Paige	Teacher-Grade 3	100%	27041019	50115	51,740	51,740	ID
41	Rosa	Melissa	Teacher-Phys. Ed Grades K-8	100%	19040319	50115	51,740	51,740	General
42	Rivera	Samuel	Assistant Building Manager	100%	19047419	50121	48,836	49,813	General
43	Mytarkina	Elena	Teacher-Foreign Language	100%	19041719	50115	49,601	49,601	General
44	Santore	Amanda	Teacher-Special Ed	100%	19049019	50115	47,551	49,601	General
45	Marques	Marco	Teacher-Phys. Ed Grades K-8	100%	19040319	50115	49,546	49,546	General
46	Robinson	Cedric	Youth Development Coordinator	100%	25315167	50118	71,320	71,320	Special
47	Tong	Laura	Teacher-Grade 2	100%	19041019	50115	47,551	47,551	General
48	Collett	Christina	Teacher-Kindergarten	100%	27041019	50115	47,551	47,551	ID
49	Besemer	Katie	Teacher-Grade 1	100%	27041019	50115	45,953	45,953	ID
50	Antonellis	Sylvia	Teacher-Grade 5	100%	27041019	50115	45,953	45,953	ID
51	Griggs	Jennifer	Teacher-Grade 6	100%	27041019	50115	45,357	45,357	ID
52	Smith	Melanie	Teacher-Science	100%	19041419	50115	45,357	45,357	General
53	Drabik	Nicholas	Teacher-Music	100%	19041119	50115	43,759	43,759	General
54	Barnett	Tyler	Comp.Lab Tech/Coor. 10 Mos	100%	27041019	50118	40,990	40,990	ID
55	Flores	Jene	Drop Out Prevention (261 Days)	100%	25795319	50119	58,541	58,541	Special
56	Walsky	Sharon	Teacher-School Psychologist	60%	19049198	50115	38,108	39,561	General
57	Glenn	Diane	Clerk Typist 10 Month Boe	100%	19041019	50124	37,423	37,423	General
58	Marra	Besse	School Business Manager-10 Mos	100%	27041019	50118	33,918	33,918	ID
59	Rodriguez	Valerie	Family Educator 10 Months	100%	27041019	50120	31,570	31,570	ID
60	Reich	Janet	Teacher-Speech And Hearing	33%	19049298	50115	29,806	30,056	General
61	Keel	Carol	School Security Officer 10 Mos	100%	19047300	50127	27,602	27,602	General
62	Ellis	Ruth	Asst Teacher S/Ed Ages K-8	100%	25045034	50128	33,955	33,955	Special
63	Goyenechea	Alicia	Asst Teacher Pre-K	100%	27041019	50128	23,417	23,417	ID
64	Rivera	Aimee	Cook/Lead	100%	25215200	50126	22,887	33,186	Food Service
65	Greenwood	Isee	Asst Teacher Pre-K-4	100%	27041019	50128	22,757	22,757	ID
66	Smith	Marietta	Asst Teacher Grade 1	100%	19041019	50128	22,757	22,757	General
67	Hardy	Sean	Asst Teacher S/Ed Ages K-8	100%	25045034	50128	31,074	31,074	Special
68	Jones	Danyel	Asst Teacher Pre-K	100%	19041019	50128	21,430	21,430	General
69	Mccray	Lisa	Asst Teacher Kdg	100%	27041019	50128	20,115	20,115	ID
70	Herbert-Oliver	Sherrie	Asst Teacher Kdg	100%	27041019	50128	20,115	20,115	ID
71	Rodriguez	Loribeth	Asst Teacher Pre-K-3	100%	27041019	50128	20,115	20,115	ID
72	Barnett	Ramona	Asst Teacher Pre-School	100%	27041019	50128	19,451	19,451	ID
73	Lavorgna	Amanda	Asst Teacher Kdg	100%	27041019	50128	19,451	19,451	ID
74	Miranda-Noad	Maria	Asst Teacher Pre-K	100%	27041019	50128	19,451	19,451	ID
75	Listro	John	Teacher-Phys. Ed Grades K-8	20%	25795319	50115	25,093	25,310	Special
76	Walker	Barbara	General Worker	100%	25215200	50126	14,736	21,367	Food Service
77	Johnson	Marguerite	General Worker	100%	25215200	50126	13,099	18,994	Food Service
78	Corvi	Christine	General Worker	100%	25215200	50126	9,824	14,245	Food Service
79	Moore	Laverne	General Worker	100%	25215200	50126	9,824	14,245	Food Service
80	Miller	Amy	General Worker	34%	25215200	50126	2,784	4,036	Food Service
81	Tirado	Luis	Student Worker	100%	27043319	50115	-	-	ID
82	Vargas	Evelyn	Student Worker	100%	19057900	50115	-	-	General
83	Ward	Deandre	Student Worker	100%	27043319	50115	-	-	ID

## Mauro-Sheridan Science, Technology, and Communications Magnet

### Full-Time Salaries

General Fund and Interdistrict Salaries	\$3,802,838
Special Funds Actual + Benefits	450,457
Food Service	106,073
<b>Total Salaries</b>	<b>\$4,359,368</b>

Non-Personel (Supplies, Materials, etc.)	308,343
Part-Time	238,067
<b>Total Budget</b>	<b>\$4,905,778</b>

Total Enrollment	533
Budget Per Pupil	<b>\$9,204</b>

Count	Last Name	First Name	Title	% At School	Object	Salary Totals:		Fund Type
						FY 16 \$ 4,234,951	FY 17 \$ 4,359,368	
						Salary15-16	Salary 16-17	
1	Kaliszewski	Sandra	Principal	100%	50113	\$ 138,091	\$ 143,441	General
2	Courcey	Kerry	Assistant Principal	100%	50113	121,447	124,018	ID
3	Schlank	Donna	Teacher-Administrative Intern	100%	50115	128,309	130,484	Special
4	Pires	Lisa	Teacher-Science Grades 5/8	100%	50115	88,489	89,989	ID
5	Canzanella	Karen	Teacher-Special Ed K-8	100%	50115	89,239	89,989	General
6	Francis	Kimberly	Teacher-Social Studies Gr. 5/8	100%	50115	85,776	87,276	ID
7	Kosloff	Deborah	Teacher-Mathematics	100%	50115	85,776	87,276	ID
8	Lavorgna	Karen	Teacher-Special Ed K-8	100%	50115	85,776	87,276	General
9	Adorno	Nancy	Teacher-Special Ed K-8	100%	50115	84,250	85,000	General
10	Williams	Lennell	Teacher-Social Studies Gr. 5/8	100%	50115	83,500	85,000	General
11	Schwartzman	Mindy	Teacher-Instruct. Coach Math	100%	50115	79,276	82,138	ID
12	Ricci	Janet	Teacher-Grade 6	100%	50115	79,276	82,138	ID
13	Gibbs	Monique	Teacher-Pre-K	100%	50115	79,276	82,138	General
14	Shindell	Deborah	Teacher-Computer Ed/I.T.	100%	50115	74,617	78,303	ID
15	Holahan	Susanna	Teacher-Itinerant Tesol	80%	50115	74,617	78,303	General
16	Eposito	Michael	Teacher-Grade 3	100%	50115	71,933	75,605	ID
17	Goodrich	Judith	Teacher-Magnet Sch. Resource	100%	50115	71,694	74,617	ID
18	Wasser	Daniel	Teacher-Art Grades K-8	100%	50115	69,038	71,933	General
19	Marshall	Laura	Teacher-Dev. Reading/K-8	100%	50115	66,180	69,038	ID
20	Post	Claudia	Teacher-Grade 5	100%	50115	66,180	69,038	ID
21	Kozlowski	Lori	Teacher-Literacy Coaching Spec	100%	50115	95,606	99,775	Special
22	Slusky	William	Teacher-English	100%	50115	63,334	66,180	General
23	Puglisi	Cynthia	Teacher-Grade 1	100%	50115	63,334	66,180	ID
24	Ortiz	Elisangela	Teacher-Music Grades K-8	100%	50115	63,334	66,180	General
25	Hosozawa-Feldenzei	Eiko	Teacher-Kindergarten	100%	50115	63,334	66,180	ID
26	Martinez	Darla	Teacher-Kindergarten	100%	50115	61,141	63,966	General
27	Walker	Jessica	Teacher-Integrated Lang. Arts	100%	50115	61,124	63,513	General
28	Walsh	Joseph	Teacher-Math Grade 5/8	100%	50115	60,919	63,334	ID
29	Moffitt	Andria	Teacher-Grade 1	100%	50115	60,919	63,334	General
30	Raspardo	Renee	Teacher-Pre-K	100%	50115	60,919	63,334	General
31	Landau	Eva	Teacher-Grade 4	100%	50115	58,523	60,919	ID
32	Apgar	Caroline	Teacher-Integrated Lang. Arts	100%	50115	58,523	60,919	ID
33	Hromjak	Rebecca	Teacher-Pre K-3	100%	50115	58,801	58,801	ID
34	Gallagher	Melody	Teacher-Art Grades K-8	100%	50115	56,329	58,719	General
35	Woodson	Kenneth	Building Manager	100%	50121	54,808	55,904	General
36	Bacon	Renee	Teacher-Guidance Counselor	100%	50115	53,938	53,938	General
37	Solano	Crystal	Teacher-Foreign Language	100%	50115	51,740	51,740	ID
38	Devaney	Andrea	Teacher-Grade 4	100%	50115	51,740	51,740	ID
39	McLaughlin	Amanda	Teacher-Grade 1	100%	50115	51,740	51,740	General
40	Jokl	Paige	Teacher-Grade 3	100%	50115	51,740	51,740	ID





## Metropolitan Business Academy Magnet

### General Fund Allocation

### Methodology

			Enrollment	x	Per Pupil
K-8 Base Student Funding	\$0	=	-	X	\$3,491
9-12 Base Student Funding	\$1,009,912	=	263	X	3,840
Family Income Based Funding	164,770	=	118	X	1,396
Student Mobility Funding	2,793	=	2	X	1,396
English Learners Funding	11,869	=	20	X	593
Special Education Funding	39,098	=	28	X	1,396
District-Directed Funds	-				
<b>Total General Funds Allocation</b>	<b>\$1,228,441</b>				
Proposed Interdistrict Allocation	\$1,830,560				
Staff Paid from Non-School Sources (ex. Special Funds, Itinerant)	457,255				
Year One - Phase in Adjustment	(140,316)				
Other Supplemental Funding	-				
Open Choice or Tuition if Applicable	83,400				
<b>Total FY17 Budget Allocation</b>	<b>\$3,459,340</b>				
Total Enrollment	418				
Budget Per Pupil	<b>\$8,276</b>				

Note: General Funding Enrollment is based on Resident K-12 Students.

ELL and Special Education Per Pupils are blended rates of multiple categories.

Metropolitan Business Academy Magnet							Salary Totals:		
							FY 16	FY 17	
							\$ 2,948,105	\$ 3,046,751	
Count	Last Name	First Name	Title	% At School	ORG	Object	Salary15-16	Salary 16-17	Fund Type
1	Puglisi	Judith	Principal	100%	19044060	50113	\$ 133,043	\$ 135,887	General
2	Moseley	James	Assistant Principal	100%	27044060	50113	118,883	121,454	ID
3	Pantaleo	Donnamarie	Teacher-Special Ed	100%	19049060	50115	88,489	89,989	General
4	Ruzbasan	Gary	Teacher-History/Social Studies	100%	27041560	50115	82,138	87,276	ID
5	Cupole	Charline	Teacher-Lib/Media Specialist	100%	19042060	50115	81,989	84,851	General
6	Nouchkioui	Fatima	Teacher-Foreign Language	100%	27041760	50115	79,276	82,138	ID
7	Willems	Chris	Teacher-Science	100%	27041460	50115	79,276	82,138	ID
8	Nierenberg	Mathew	Teacher-Special Ed	100%	19049060	50115	74,617	78,303	General
9	Pacelli	Anne	Teacher-English	100%	27041660	50115	71,933	75,605	ID
10	Pitkin	Heidi	Teacher-Guidance Counselor	100%	27046160	50115	65,935	68,810	ID
11	Gracy	Laurie	Teacher-Business	100%	27042360	50115	65,935	68,810	ID
12	Walk Miller	Julia	Teacher-History/Social Studies	0%	19067100	50115	63,334	66,180	General
13	Legere	Belinda	Teacher-Guidance Counselor	100%	19042060	50115	63,334	66,180	General
14	Nordlum	Craig	Teacher-Science	100%	19041460	50115	63,334	66,180	General
15	Sacco	Anthony	Teacher-English	100%	19041660	50115	63,334	66,180	General
16	Monahan	Matthew	Teacher-English	100%	27041660	50115	63,334	66,180	ID
17	Hekeler	Christopher	Teacher-Business	100%	27042360	50115	63,334	66,180	ID
18	Krisavage	Veronica	Teacher-Mathematics	100%	19041160	50115	63,334	66,180	General
19	Blatteau	Leslie	Teacher-History/Social Studies	100%	27041560	50115	61,124	63,513	ID
20	La Pan	Danielle	Teacher-English	100%	27041660	50115	60,919	63,334	ID
21	Miller	Julia	Teacher-History/Social Studies	100%	27041560	50115	63,334	63,334	ID
22	Shaw	Jennifer	Teacher-Mathematics	100%	19041160	50115	62,863	62,863	General
23	Achebe	Furahi	Teacher-Technology Education	100%	27042660	50115	58,523	60,919	ID
24	Donohue	John	Teacher-Mathematics	100%	27041160	50115	58,523	60,919	ID
25	Martin	Jared	Building Manager	100%	19047460	50121	54,808	55,904	General
26	Braginsky	Nataliya	Teacher-English	100%	27041660	50115	53,938	53,938	ID
27	Griffin	Chia-Lien	Teacher-Foreign Language	100%	27041760	50115	51,745	51,745	ID
28	Taroua	Karima	Teacher-Foreign Language	100%	19041760	50115	51,740	51,740	General
29	Cap	Jonathan	Teacher-Technology Education	100%	27042660	50115	51,740	51,740	ID
30	Staysniak	Stephen	Teacher-English	100%	27041660	50115	51,740	51,740	ID



## Metropolitan Business Academy Magnet

### Full-Time Salaries

General Fund and Interdistrict Salaries	\$2,862,319
Special Funds Actual + Benefits	83,990
Food Service	100,442
<b>Total Salaries</b>	<b>\$3,046,751</b>

Non-Personel (Supplies, Materials, etc.)	232,214
Part-Time	110,217
<b>Total Budget</b>	<b>\$3,389,182</b>

Total Enrollment	418
Budget Per Pupil	<b>\$8,108</b>

Count	Last Name	First Name	Title	% At School	Object	Salary Totals:		Fund Type
						FY 16 \$ 2,948,105	FY 17 \$ 3,046,751	
1	Puglisi	Judith	Principal	100%	50113	\$ 133,043	\$ 135,887	General
2	Moseley	James	Assistant Principal	100%	50113	118,883	121,454	ID
3	Pantaleo	Donnamarie	Teacher-Special Ed	100%	50115	88,489	89,989	General
4	Ruzbasan	Gary	Teacher-History/Social Studies	100%	50115	82,138	87,276	ID
5	Cupole	Charline	Teacher-Lib/Media Specialist	100%	50115	81,989	84,851	General
6	Nouchkioui	Fatima	Teacher-Foreign Language	100%	50115	79,276	82,138	ID
7	Willems	Chris	Teacher-Science	100%	50115	79,276	82,138	ID
8	Nierenberg	Mathew	Teacher-Special Ed	100%	50115	74,617	78,303	General
9	Pacelli	Anne	Teacher-English	100%	50115	71,933	75,605	ID
10	Pitkin	Heidi	Teacher-Guidance Counselor	100%	50115	65,935	68,810	ID
11	Gracy	Laurie	Teacher-Business	100%	50115	65,935	68,810	ID
12	Walk Miller	Julia	Teacher-History/Social Studies	0%	50115	63,334	66,180	General
13	Legere	Belinda	Teacher-Guidance Counselor	100%	50115	63,334	66,180	General
14	Nordlum	Craig	Teacher-Science	100%	50115	63,334	66,180	General
15	Sacco	Anthony	Teacher-English	100%	50115	63,334	66,180	General
16	Monahan	Matthew	Teacher-English	100%	50115	63,334	66,180	ID
17	Hekeler	Christopher	Teacher-Business	100%	50115	63,334	66,180	ID
18	Krisavage	Veronica	Teacher-Mathematics	100%	50115	63,334	66,180	General
19	Blatteau	Leslie	Teacher-History/Social Studies	100%	50115	61,124	63,513	ID
20	La Pan	Danielle	Teacher-English	100%	50115	60,919	63,334	ID
21	Miller	Julia	Teacher-History/Social Studies	100%	50115	63,334	63,334	ID
22	Shaw	Jennifer	Teacher-Mathematics	100%	50115	62,863	62,863	General
23	Achebe	Furahi	Teacher-Technology Education	100%	50115	58,523	60,919	ID
24	Donohue	John	Teacher-Mathematics	100%	50115	58,523	60,919	ID
25	Martin	Jared	Building Manager	100%	50121	54,808	55,904	General
26	Braginsky	Nataliya	Teacher-English	100%	50115	53,938	53,938	ID
27	Griffin	Chia-Lien	Teacher-Foreign Language	100%	50115	51,745	51,745	ID
28	Taroua	Karima	Teacher-Foreign Language	100%	50115	51,740	51,740	General
29	Cap	Jonathan	Teacher-Technology Education	100%	50115	51,740	51,740	ID
30	Staysniak	Stephen	Teacher-English	100%	50115	51,740	51,740	ID
31	Barros	Bruce	Assistant Building Manager	100%	50121	48,836	49,813	General
32	Angelica	Sheila	Teacher-Mathematics	100%	50115	49,601	49,601	General
33	Lopez	Joanna	Teacher-Foreign Language K-8	100%	50115	49,546	49,546	General
34	Morrissey	Amy	Teacher-Mathematics	100%	50115	49,546	49,546	ID
35	Johnson-Jinks	Travis	Youth Development Coordinator	100%	50135	71,320	71,320	Special
36	Cutler	Kareem	Teacher-Mathematics	100%	50115	47,551	47,551	ID
37	Qureshi	Saad	Teacher-Science	100%	50115	47,408	47,408	ID
38	Peterhansel	Tyler	Teacher-Science	100%	50115	47,408	47,408	General
39	Arpaia	Jonathan	Teacher-Technology Education	100%	50115	47,408	47,408	General
40	Comando	Maxwell	Teacher-History/Social Studies	100%	50115	45,953	45,953	General



## Nathan Hale School

### General Fund Allocation

### Methodology

Enrollment x Per Pupil

K-8 Base Student Funding	\$1,769,877	=	507	X	\$3,491
9-12 Base Student Funding	\$0	=	-	X	3,840
Family Income Based Funding	163,373	=	117	X	1,396
Student Mobility Funding	33,512	=	24	X	1,396
English Learners Funding	39,447	=	45	X	877
Special Education Funding	80,988	=	53	X	1,528
District-Directed Funds	-				
<b>Total General Funds Allocation</b>	<b>\$2,087,198</b>				
Proposed Interdistrict Allocation	\$0				
Staff Paid from Non-School Sources (ex. Special Funds, Itinerant)	1,015,209				
Year One - Phase in Adjustment	343,867				
Other Supplemental Funding	250,000				
Open Choice or Tuition if Applicable	-				
<b>Total FY17 Budget Allocation</b>	<b>\$3,696,275</b>				
Total Enrollment	574				
Budget Per Pupil	<b>\$6,440</b>				

Note: General Funding Enrollment is based on Resident K-12 Students.

ELL and Special Education Per Pupils are blended rates of multiple categories.

Nathan Hale School							Salary Totals:		FY 16	FY 17
Count	Last Name	First Name	Title	% At School	ORG	Object	Salary15-16	Salary 16-17	Fund Type	
1	Cass	Tara	Principal	100%	19044014	50113	\$ 136,096	\$ 141,744	General	
2	Voisine	Scott	Assistant Principal	100%	19044014	50113	114,079	118,654	General	
3	Dumark	Nancy	Teacher-School Social Worker	100%	19049314	50115	88,489	89,989	General	
4	Anderson	Trudy	Teacher-Foreign Language K-8	100%	19041714	50115	88,489	89,989	General	
5	Kelley	Susan	Teacher-Grade 4	100%	19041014	50115	86,526	87,276	General	
6	Lerner	Darren	Teacher-Special Ed K-8	100%	19049014	50115	85,776	87,276	General	
7	Mart	Laurence	Teacher-Math Grade 5/8	100%	19041114	50115	85,776	87,276	General	
8	Ricci	Michele	Teacher-Dev. Reading/K-8	100%	19041314	50115	85,776	87,276	General	
9	Reynolds	Ryan	Teacher-Kindergarten	100%	19041014	50115	79,276	82,138	General	
10	Evans	George	Teacher-Math Grade 5/8	100%	19041114	50115	75,605	79,276	General	
11	Gallagher	Evelyn	Teacher-Science Grades 5/8	100%	19041414	50115	75,605	79,276	General	
12	Morgan	Krista	Teacher-Literacy Coaching Spec	100%	25115678	50115	104,303	109,627	Special	
13	Palmer	Jennifer	Teacher-Grade 4	100%	19041014	50115	71,933	75,605	General	
14	Voira	Phyllis	Teacher-Computer Ed/I.T.	100%	19042614	50115	71,694	74,617	General	
15	Herrmann	Danielle	Teacher-Kindergarten	100%	25795319	50115	100,105	104,303	Special	
16	Nero	Howard	Teacher-Instruct. Coach Math	100%	19041014	50115	69,038	71,933	General	
17	Calandrelli	Andrea	Teacher-Grade 6	100%	19041014	50115	66,180	69,038	General	
18	Carder	Melanie	Teacher-Social Studies Gr. 5/8	100%	19041514	50115	66,180	69,038	General	
19	Rondinone	Gina	Teacher-Grade 5	100%	19041014	50115	63,334	66,180	General	
20	Lamb	Melissa	Teacher-Grade 3	100%	19041014	50115	63,334	66,180	General	
21	Magdon Liphardt	Katharine	Teacher-Grade 5	100%	19041014	50115	63,334	66,180	General	
22	Miller	Heather	Teacher-Physical Education	100%	19040314	50115	63,334	66,180	General	
23	Giordano	Larissa	Teacher-Grade 2	100%	19041014	50115	63,334	66,180	General	
24	Ferraro	Christina	Teacher-Dev. Reading/K-8	100%	19041314	50115	63,334	66,180	General	
25	Johnston	Elizabeth	Teacher-English	100%	19041014	50115	63,334	66,180	General	
26	Cornier	Stacey	Teacher-Grade 1	100%	19041014	50115	63,334	66,180	General	
27	Lubanda	Lorena	Teacher-Bilingual Grade 3	100%	19041014	50115	63,334	66,180	General	
28	Parillo	Tricia	Teacher-Grade 6	100%	19041014	50115	58,523	60,919	General	
29	Santagata	Danielle	Teacher-Grade 2	100%	19041014	50115	58,523	60,919	General	
30	Banas	Laura	Teacher-Grade 1	100%	19041014	50115	58,523	60,919	General	



## Nathan Hale School

### Full-Time Salaries

General Fund and Interdistrict Salaries	\$2,849,081
Special Funds Actual + Benefits	484,181
Food Service	130,915
<b>Total Salaries</b>	<b>\$3,464,177</b>
<hr/>	
Non-Personel (Supplies, Materials, etc.)	108,130
Part-Time	45,901
<b>Total Budget</b>	<b>\$3,618,208</b>

Total Enrollment	574
Budget Per Pupil	<b>\$6,303</b>

Count	Last Name	First Name	Title	% At School	Object	Salary Totals:		Fund Type
						Salary 15-16	Salary 16-17	
						FY 16	FY 17	
						\$ 3,335,471	\$ 3,464,177	
1	Cass	Tara	Principal	100%	50113	\$ 136,096	\$ 141,744	General
2	Voisine	Scott	Assistant Principal	100%	50113	114,079	118,654	General
3	Dumark	Nancy	Teacher-School Social Worker	100%	50115	88,489	89,989	General
4	Anderson	Trudy	Teacher-Foreign Language K-8	100%	50115	88,489	89,989	General
5	Kelley	Susan	Teacher-Grade 4	100%	50115	86,526	87,276	General
6	Lerner	Darren	Teacher-Special Ed K-8	100%	50115	85,776	87,276	General
7	Mart	Laurence	Teacher-Math Grade 5/8	100%	50115	85,776	87,276	General
8	Ricci	Michele	Teacher-Dev. Reading/K-8	100%	50115	85,776	87,276	General
9	Reynolds	Ryan	Teacher-Kindergarten	100%	50115	79,276	82,138	General
10	Evans	George	Teacher-Math Grade 5/8	100%	50115	75,605	79,276	General
11	Gallagher	Evelyn	Teacher-Science Grades 5/8	100%	50115	75,605	79,276	General
12	Morgan	Krista	Teacher-Literacy Coaching Spec	100%	50115	104,303	109,627	Special
13	Palmer	Jennifer	Teacher-Grade 4	100%	50115	71,933	75,605	General
14	Voira	Phyllis	Teacher-Computer Ed/I.T.	100%	50115	71,694	74,617	General
15	Herrmann	Danielle	Teacher-Kindergarten	100%	50115	100,105	104,303	Special
16	Nero	Howard	Teacher-Instruct. Coach Math	100%	50115	69,038	71,933	General
17	Calandrelli	Andrea	Teacher-Grade 6	100%	50115	66,180	69,038	General
18	Carder	Melanie	Teacher-Social Studies Gr. 5/8	100%	50115	66,180	69,038	General
19	Rondinone	Gina	Teacher-Grade 5	100%	50115	63,334	66,180	General
20	Lamb	Melissa	Teacher-Grade 3	100%	50115	63,334	66,180	General
21	Magdon Liphardt	Katharine	Teacher-Grade 5	100%	50115	63,334	66,180	General
22	Miller	Heather	Teacher-Physical Education	100%	50115	63,334	66,180	General
23	Giordano	Larissa	Teacher-Grade 2	100%	50115	63,334	66,180	General
24	Ferraro	Christina	Teacher-Dev. Reading/K-8	100%	50115	63,334	66,180	General
25	Johnston	Elizabeth	Teacher-English	100%	50115	63,334	66,180	General
26	Cormier	Stacey	Teacher-Grade 1	100%	50115	63,334	66,180	General
27	Lubanda	Lorena	Teacher-Bilingual Grade 3	100%	50115	63,334	66,180	General
28	Parillo	Tricia	Teacher-Grade 6	100%	50115	58,523	60,919	General
29	Santagata	Danielle	Teacher-Grade 2	100%	50115	58,523	60,919	General
30	Banas	Laura	Teacher-Grade 1	100%	50115	58,523	60,919	General
31	Horne	Susan	Teacher-Art Grades K-8	100%	50115	56,199	56,199	General
32	Greco	Gillian	Teacher-Music Grades K-8	100%	50115	51,740	51,740	General
33	Adinolfi	Allison	Teacher-Grade 3	100%	50115	51,740	51,740	General
34	Mcknight Johnson	Licia	Teacher-Special Ed K-8	100%	50115	51,740	51,740	General
35	Bellmore	Katelyn	Teacher-English	100%	50115	51,740	51,740	General
36	Vergati	Kevin	Assistant Building Manager	100%	50121	48,836	49,813	General
37	Branco	Cina	Teacher-Special Ed	100%	50115	47,551	47,551	General
38	Mcgill	Jennifer	Teacher-Special Ed	100%	50115	47,551	47,551	General
39	Lewis	Kayla	Teacher-Special Ed K-8	100%	50115	47,408	47,408	General
40	Cappiello	Michele	Clerk Typist 12 Months Boe	100%	50124	44,906	44,906	General





## New Haven Academy Magnet

### General Fund Allocation

### Methodology

			Enrollment	x	Per Pupil
K-8 Base Student Funding	\$0	=	-	X	\$3,491
9-12 Base Student Funding	\$748,794	=	195	X	3,840
Family Income Based Funding	103,330	=	74	X	1,396
Student Mobility Funding	2,793	=	2	X	1,396
English Learners Funding	1,396	=	4	X	349
Special Education Funding	27,927	=	20	X	1,396
District-Directed Funds	-				
<b>Total General Funds Allocation</b>	<b>\$884,240</b>				
Proposed Interdistrict Allocation	\$1,158,481				
Staff Paid from Non-School Sources (ex. Special Funds, Itinerant)	357,885				
Year One - Phase in Adjustment	14,754				
Other Supplemental Funding	-				
Open Choice or Tuition if Applicable	49,200				
<b>Total FY17 Budget Allocation</b>	<b>\$2,464,560</b>				
Total Enrollment	281				
Budget Per Pupil	<b>\$8,771</b>				

Note: General Funding Enrollment is based on Resident K-12 Students.

ELL and Special Education Per Pupils are blended rates of multiple categories.

New Haven Academy Magnet							Salary Totals:		
							FY 16	FY 17	
							\$ 2,193,783	\$ 2,272,252	
Count	Last Name	First Name	Title	% At School	ORG	Object	Salary15-16	Salary 16-17	Fund Type
1	Baldwin	Gregory	Principal	100%	19044070	50113	\$ 132,043	\$ 134,887	General
2	Maloney	Marianne	Teacher-Mathematics	100%	27041170	50115	92,717	94,217	ID
3	Mcgovern	Paula	Teacher-Phys. Ed Grades K-8	100%	19040370	50115	88,489	89,989	General
4	Gavrin	Meredith	Teacher-Mag.Res.-Soc. Studies	100%	27041070	50115	85,776	87,276	ID
5	Ellwanger	Susan	Teacher-English	100%	27041670	50115	82,138	87,276	ID
6	Friday	Sandra	Teacher-English	100%	27041670	50115	86,526	87,276	ID
7	Bradley	Yvonne	Teacher-School Social Worker	100%	19049370	50115	78,303	81,898	General
8	Webb	Julia	Teacher-English	100%	25476105	50115	104,303	109,627	Special
9	Upton	Danielle	Teacher-Mathematics	100%	27041170	50115	69,676	73,338	ID
10	Rivera	Luis	Teacher-Foreign Language	100%	19041770	50115	69,676	73,338	General
11	Ortiz	Cynthia	Teacher-Guidance Counselor	100%	19042070	50115	66,180	69,038	General
12	Fussiner	Saul	Teacher-History/Social Studies	100%	27041570	50115	66,180	69,038	ID
13	Volpe	Jerry	Teacher-Mathematics	100%	19041170	50115	66,180	69,038	General
14	Aiello	Eileen	Teacher-Lib/Media Specialist	100%	19042070	50115	65,935	68,810	General
15	Vamvakides	Kirk	Teacher-History/Social Studies	100%	27041570	50115	63,334	66,180	ID
16	Senderoff	David	Teacher-History/Social Studies	100%	27041570	50115	63,334	66,180	ID
17	Macmelburn	Emily	Teacher-Science	100%	27041470	50115	63,334	66,180	ID
18	Herndon	David	Teacher-Science	100%	27041470	50115	63,334	66,180	ID
19	Baker	Kelly	Teacher-Science	100%	19041472	50115	63,334	66,180	General
20	Nigro	Denise	Teacher-Special Ed	100%	19049070	50115	58,719	61,141	General
21	Lombardi	Susanna	Teacher-Special Ed	100%	19049070	50115	56,329	58,719	General
22	Ward	Leszek	Teacher-English	100%	27041670	50115	56,199	56,199	ID
23	Kazienko	Peter	Teacher-History/Social Studies	100%	19041570	50115	51,740	51,740	General
24	Hickinson	Fana	Teacher-Magnet Sch. Resource	100%	27041070	50115	49,601	49,601	ID
25	Cenabre	Marco	Teacher-English	100%	19042042	50115	47,408	47,408	General
26	Feldman	Nicola	Teacher-Science	100%	19041470	50115	45,953	45,953	General
27	Marshall	Hanna	Teacher-Bilingual High School	100%	19041170	50115	45,953	45,953	General
28	Blackwell	Nia	Teacher-Mathematics	100%	19041170	50115	43,759	43,759	General
29	Brevard	Derrick	In House Suspension Worker	100%	27041070	50120	38,923	38,923	ID
30	Ormond-Houston	Tracie	Clerk Typist 10 Month Boe	100%	27041070	50124	31,570	31,570	ID



## New Haven Academy Magnet

### Full-Time Salaries

General Fund and Interdistrict Salaries	\$2,087,195
Special Funds Actual + Benefits	129,121
Food Service	55,935
<b>Total Salaries</b>	<b>\$2,272,252</b>

Non-Personel (Supplies, Materials, etc.)	106,287
Part-Time	93,398
<b>Total Budget</b>	<b>\$2,471,937</b>

Total Enrollment	281
Budget Per Pupil	<b>\$8,797</b>

Count	Last Name	First Name	Title	% At School	Object	Salary Totals:		Fund Type
						FY 16 \$ 2,193,783	FY 17 \$ 2,272,252	
1	Baldwin	Gregory	Principal	100%	50113	\$ 132,043	\$ 134,887	General
2	Maloney	Marianne	Teacher-Mathematics	100%	50115	92,717	94,217	ID
3	McGovern	Paula	Teacher-Phys. Ed Grades K-8	100%	50115	88,489	89,989	General
4	Gavrin	Meredith	Teacher-Mag.Res.-Soc. Studies	100%	50115	85,776	87,276	ID
5	Ellwanger	Susan	Teacher-English	100%	50115	82,138	87,276	ID
6	Friday	Sandra	Teacher-English	100%	50115	86,526	87,276	ID
7	Bradley	Yvonne	Teacher-School Social Worker	100%	50115	78,303	81,898	General
8	Webb	Julia	Teacher-English	100%	50115	104,303	109,627	Special
9	Upton	Danielle	Teacher-Mathematics	100%	50115	69,676	73,338	ID
10	Rivera	Luis	Teacher-Foreign Language	100%	50115	69,676	73,338	General
11	Ortiz	Cynthia	Teacher-Guidance Counselor	100%	50115	66,180	69,038	General
12	Fussiner	Saul	Teacher-History/Social Studies	100%	50115	66,180	69,038	ID
13	Volpe	Jerry	Teacher-Mathematics	100%	50115	66,180	69,038	General
14	Aiello	Eileen	Teacher-Lib/Media Specialist	100%	50115	65,935	68,810	General
15	Vamvakides	Kirk	Teacher-History/Social Studies	100%	50115	63,334	66,180	ID
16	Senderoff	David	Teacher-History/Social Studies	100%	50115	63,334	66,180	ID
17	Macmelburn	Emily	Teacher-Science	100%	50115	63,334	66,180	ID
18	Herndon	David	Teacher-Science	100%	50115	63,334	66,180	ID
19	Baker	Kelly	Teacher-Science	100%	50115	63,334	66,180	General
20	Nigro	Denise	Teacher-Special Ed	100%	50115	58,719	61,141	General
21	Lombardi	Susanna	Teacher-Special Ed	100%	50115	56,329	58,719	General
22	Ward	Leszek	Teacher-English	100%	50115	56,199	56,199	ID
23	Kazienko	Peter	Teacher-History/Social Studies	100%	50115	51,740	51,740	General
24	Hickinson	Fana	Teacher-Magnet Sch. Resource	100%	50115	49,601	49,601	ID
25	Cenabre	Marco	Teacher-English	100%	50115	47,408	47,408	General
26	Feldman	Nicola	Teacher-Science	100%	50115	45,953	45,953	General
27	Marshall	Hanna	Teacher-Bilingual High School	100%	50115	45,953	45,953	General
28	Blackwell	Nia	Teacher-Mathematics	100%	50115	43,759	43,759	General
29	Brevard	Derrick	In House Suspension Worker	100%	50120	38,923	38,923	ID
30	Ormond-Houston	Tracie	Clerk Typist 10 Month Boe	100%	50124	31,570	31,570	ID
31	Knox	Ramona	Parent Liaison Worker	100%	50128	30,016	30,016	ID
32	Argo	Dominique	Teacher-Tag/Issp	40%	50115	26,472	27,615	General
33	Kelly	Lisa	School Security Officer 10 Mos	100%	50127	27,602	27,602	General
34	Turner	Darrell	School Security Officer 10 Mos	100%	50127	27,602	27,602	General
35	Massey-Bowen	Cathey	Cook/Lead	100%	50126	23,840	34,568	Food Service
36	Hamlett	Betty	Asst Teacher S/Ed Ages K-8	100%	50128	20,115	20,115	General
37	Reyes	Gladys	General Worker	100%	50126	14,736	21,367	Food Service
38	Sutton	Cecil	Drop Out Prevention (261 Days)	33%	50119	19,494	19,494	Special
39	Romano	Grace Mary	Teacher-Speech And Hearing	8%	50115	6,960	6,960	General



## Quinnipiac School

### General Fund Allocation

### Methodology

Enrollment x Per Pupil

K-8 Base Student Funding	\$1,117,082	=	320	X	\$3,491
9-12 Base Student Funding	\$0	=	-	X	3,840
Family Income Based Funding	268,100	=	192	X	1,396
Student Mobility Funding	30,720	=	22	X	1,396
English Learners Funding	94,254	=	76	X	1,240
Special Education Funding	36,305	=	26	X	1,396
District-Directed Funds	-				
<b>Total General Funds Allocation</b>	<b>\$1,546,461</b>				
Proposed Interdistrict Allocation	\$0				
Staff Paid from Non-School Sources (ex. Special Funds, Itinerant)	1,119,791				
Year One - Phase in Adjustment	(257,105)				
Other Supplemental Funding	-				
Open Choice or Tuition if Applicable	14,400				
<b>Total FY17 Budget Allocation</b>	<b>\$2,423,547</b>				
Total Enrollment	320				
Budget Per Pupil	<b>\$7,574</b>				

Note: General Funding Enrollment is based on Resident K-12 Students.

ELL and Special Education Per Pupils are blended rates of multiple categories.

Quinnipiac School							Salary Totals:		
							FY 16	FY 17	
							\$ 2,158,361	\$ 2,218,368	
Count	Last Name	First Name	Title	% At School	ORG	Object	Salary15-16	Salary 16-17	Fund Type
1	Nathman	Grace	Principal	100%	19044035	50113	\$ 141,655	\$ 144,649	General
2	O'Brien	Linda	Assistant Principal	100%	19044035	50113	118,931	124,018	General
3	Harkins	Patricia	Teacher-Grade 3	100%	19041035	50115	85,776	87,276	General
4	Sweet	Robyn	Teacher-Instruc. Coach Literac	100%	25115678	50115	124,375	126,550	Special
5	Carter	Kathleen	Teacher-Grade 1	100%	19042035	50115	71,933	75,605	General
6	White	Stephanie	Teacher-Grade 1	100%	19041035	50115	71,933	75,605	General
7	Gorham Kelley	Camille	Teacher-Grade 2	100%	19041035	50115	63,334	66,180	General
8	Costa	Cortney	Teacher-Magnet Sch. Resource	100%	25176123	50115	91,834	95,961	Special
9	Pepe	Janet	Teacher-Kindergarten	100%	19041035	50115	63,334	66,180	General
10	Haynes	Elizabeth	Teacher-Instruct. Coach Math	100%	25315256	50115	88,333	91,834	Special
11	Schlank	Amy	Teacher-Lit/House Res. Elemen.	100%	25486084	50115	84,858	88,333	Special
12	Esposito	Lu-Ann	Teacher-Phys. Ed Grades K-8	80%	19040398	50115	55,230	57,546	General
13	Zurita	Shannon	Teacher-Grade 1	100%	19041035	50115	51,740	51,740	General
14	Coppola	Megan	Teacher-Grade 2	100%	19041035	50115	51,740	51,740	General
15	Fischer	Lynne	Teacher-Grade 3	100%	19041035	50115	51,740	51,740	General
16	Fiondella	Bianca	Teacher-Grade 4	100%	19041035	50115	51,740	51,740	General
17	Dauphinais	Jennifer	Teacher-Magnet Sch. Resource	100%	25176123	50115	75,023	75,023	Special
18	Reynolds	Victoria	Teacher-Kindergarten	100%	19041035	50115	51,740	51,740	General
19	Acerra	Jaime	Teacher-Grade 2	100%	19041035	50115	51,740	51,740	General
20	Inga	Kelly	Teacher-Grade 2	100%	19041035	50115	49,601	49,601	General
21	Rhone	Melissa	Teacher-Grade 2	100%	19041035	50115	49,546	49,546	General
22	Donadio	Meegan	Teacher-Special Ed K-8	100%	19049035	50115	48,554	48,554	General
23	Foadian	Parisa	Teacher-Grade 2	100%	19041035	50115	47,551	47,551	General
24	Minardi	Heather	Teacher-Grade 3	100%	19041035	50115	45,953	47,551	General
25	Sullivan	Lindsey	Teacher-Special Ed	100%	19049035	50115	45,953	45,953	General
26	Carlton	Kelsey	Teacher-Grade 2	100%	19041235	50115	45,357	45,357	General
27	Longley	Pamela	Teacher-Art	100%	19042135	50115	43,759	43,759	General
28	Supowitz	Harry	School Security Officer 10 Mos	100%	19047335	50127	27,602	27,602	General
29	McDonnell	Nora	Parent Liaison Worker	100%	19043335	50128	26,505	26,505	General
30	Williams	Barbara	Asst Teacher Grade 1	100%	25315256	50128	37,085	37,085	Special



# Quinnipiac School

## Full-Time Salaries

General Fund and Interdistrict Salaries	\$1,479,708
Special Funds Actual + Benefits	673,577
Food Service	65,082
<b>Total Salaries</b>	<b>\$2,218,368</b>

Non-Personel (Supplies, Materials, etc.)	49,368
Part-Time	27,259
<b>Total Budget</b>	<b>\$2,294,995</b>

Total Enrollment	320
Budget Per Pupil	<b>\$7,172</b>

Count	Last Name	First Name	Title	% At School	Object	Salary Totals:		Fund Type
						FY 16	FY 17	
						\$ 2,158,361	\$ 2,218,368	
						Salary15-16	Salary 16-17	
1	Nathman	Grace	Principal	100%	50113	\$ 141,655	\$ 144,649	General
2	O'Brien	Linda	Assistant Principal	100%	50113	118,931	124,018	General
3	Harkins	Patricia	Teacher-Grade 3	100%	50115	85,776	87,276	General
4	Sweet	Robyn	Teacher-Instruc. Coach Literac	100%	50115	124,375	126,550	Special
5	Carter	Kathleen	Teacher-Grade 1	100%	50115	71,933	75,605	General
6	White	Stephanie	Teacher-Grade 1	100%	50115	71,933	75,605	General
7	Gorham Kelley	Camille	Teacher-Grade 2	100%	50115	63,334	66,180	General
8	Costa	Cortney	Teacher-Magnet Sch. Resource	100%	50115	91,834	95,961	Special
9	Pepe	Janet	Teacher-Kindergarten	100%	50115	63,334	66,180	General
10	Haynes	Elizabeth	Teacher-Instruct. Coach Math	100%	50115	88,333	91,834	Special
11	Schlank	Amy	Teacher-Lit/House Res. Elemen.	100%	50115	84,858	88,333	Special
12	Esposito	Lu-Ann	Teacher-Phys. Ed Grades K-8	80%	50115	55,230	57,546	General
13	Zurita	Shannon	Teacher-Grade 1	100%	50115	51,740	51,740	General
14	Coppola	Megan	Teacher-Grade 2	100%	50115	51,740	51,740	General
15	Fischer	Lynne	Teacher-Grade 3	100%	50115	51,740	51,740	General
16	Fiondella	Bianca	Teacher-Grade 4	100%	50115	51,740	51,740	General
17	Dauphinais	Jennifer	Teacher-Magnet Sch. Resource	100%	50115	75,023	75,023	Special
18	Reynolds	Victoria	Teacher-Kindergarten	100%	50115	51,740	51,740	General
19	Acerra	Jaime	Teacher-Grade 2	100%	50115	51,740	51,740	General
20	Inga	Kelly	Teacher-Grade 2	100%	50115	49,601	49,601	General
21	Rhone	Melissa	Teacher-Grade 2	100%	50115	49,546	49,546	General
22	Donadio	Meegan	Teacher-Special Ed K-8	100%	50115	48,554	48,554	General
23	Foadian	Parisa	Teacher-Grade 2	100%	50115	47,551	47,551	General
24	Minardi	Heather	Teacher-Grade 3	100%	50115	45,953	47,551	General
25	Sullivan	Lindsey	Teacher-Special Ed	100%	50115	45,953	45,953	General
26	Carlton	Kelsey	Teacher-Grade 2	100%	50115	45,357	45,357	General
27	Longley	Pamela	Teacher-Art	100%	50115	43,759	43,759	General
28	Supowitz	Harry	School Security Officer 10 Mos	100%	50127	27,602	27,602	General
29	Mcdonnell	Nora	Parent Liaison Worker	100%	50128	26,505	26,505	General
30	Williams	Barbara	Asst Teacher Grade 1	100%	50128	37,085	37,085	Special
31	Labagnara	Lucia	Asst Teacher Kdg	100%	50128	37,085	37,085	Special
32	Velez	Wanda	Asst Teacher Grade 1	100%	50128	37,085	37,085	Special
33	Yarrington	Effie	Cook/Lead	100%	50126	20,979	30,420	Food Service
34	Blackwell	Doris	Asst Teacher Kdg	100%	50128	20,115	20,115	General
35	Langley	Tony	Asst Teacher Kdg	100%	50128	29,167	29,167	Special
36	Wolfork	Karla	Asst Teacher Grade 1	100%	50128	20,115	20,115	General
37	Keish	Amanda	Asst Teacher Kdg	100%	50115	28,204	28,204	Special
38	Ramos	Jaime	Asst Teacher Grade 1	100%	50128	27,250	27,250	Special
39	Tarantelli	Lucille	General Worker	100%	50126	10,643	15,432	Food Service
40	Mitchner	Kenya	General Worker	100%	50126	9,824	14,245	Food Service





## Ross-Woodward Classical Studies Magnet

### General Fund Allocation

### Methodology

			Enrollment	x	Per Pupil
K-8 Base Student Funding	\$1,396,353	=	400	X	\$3,491
9-12 Base Student Funding	\$0	=	-	X	3,840
Family Income Based Funding	329,539	=	236	X	1,396
Student Mobility Funding	20,945	=	15	X	1,396
English Learners Funding	42,240	=	46	X	918
Special Education Funding	55,854	=	39	X	1,432
District-Directed Funds	-				
<b>Total General Funds Allocation</b>	<b>\$1,844,931</b>				
Proposed Interdistrict Allocation	\$2,908,613				
Staff Paid from Non-School Sources (ex. Special Funds, Itinerant)	638,781				
Year One - Phase in Adjustment	(467,596)				
Other Supplemental Funding	-				
Open Choice or Tuition if Applicable	111,600				
<b>Total FY17 Budget Allocation</b>	<b>\$5,036,330</b>				
Total Enrollment	670				
Budget Per Pupil	<b>\$7,517</b>				

Note: General Funding Enrollment is based on Resident K-12 Students.

ELL and Special Education Per Pupils are blended rates of multiple categories.

Ross-Woodward Classical Studies Magnet							Salary Totals:		
							FY 16	FY 17	
							\$ 4,300,548	\$ 4,431,705	
Count	Last Name	First Name	Title	% At School	ORG	Object	Salary15-16	Salary 16-17	Fund Type
1	Brown	Cheryl	Principal	100%	19044010	50113	\$ 141,655	\$ 144,649	General
2	Barbarito	Eric	Assistant Principal	100%	27044010	50113	121,239	124,018	ID
3	Baker	Jamie	Assistant Principal	100%	19044010	50113	118,883	121,454	General
4	Robinson	Joan	Teacher-Instruct. Coach Math	100%	27041010	50115	88,489	89,989	ID
5	Charles	Denise	Teacher-Grade 6	100%	27041010	50115	84,851	89,989	ID
6	Criscuolo	Regina	Teacher-Read 180	100%	19041010	50115	85,776	87,276	General
7	Tanner-Elzey	Rosezetta	Teacher-Special Ed K-8	100%	19049010	50115	86,526	87,276	General
8	Errico	Patrice	Teacher-Pre-K	100%	19041010	50115	82,138	87,276	General
9	Martin	Kari	Teacher-School Social Worker	100%	19049310	50115	81,989	84,851	General
10	Pompano	Raymond	Teacher-Phys. Ed Grades K-8	100%	27040310	50115	81,989	84,851	ID
11	Smith	Zanniece	Teacher-Special Ed K-8	100%	19049010	50115	79,276	82,138	General
12	Glassman	Robert	Teacher-Remedial Rdg/Lang Arts	100%	27041010	50115	79,276	82,138	ID
13	Vessicchio	Linda	Teacher-Literacy Coaching Spec	100%	19041010	50115	78,303	81,898	General
14	Harris	Tracy	Teacher-Kindergarten	100%	27041010	50115	75,605	79,276	ID
15	Pickett	Jaseen	Teacher-Grade 3	100%	27041010	50115	75,605	79,276	ID
16	Stockton	Ashley	Teacher-Mag.Res.-Elementary	100%	27041010	50115	71,933	75,605	ID
17	White	Renee	Teacher-Instruc. Coach Literac	100%	27041010	50115	71,694	74,617	ID
18	Fasano	Steven	Teacher-Music Grades K-8	100%	27042210	50115	69,038	71,933	ID
19	Moniello	Cesidio	Teacher-Phys. Ed Grades K-8	100%	27041010	50115	66,180	69,038	ID
20	Finnucan	Carol	Teacher-Grade 1	100%	27041010	50115	66,180	69,038	ID
21	Costanzo	Nancy	Teacher-Kindergarten	100%	27041010	50115	63,334	66,180	ID
22	Darin-Legrand	Ann	Teacher-Science	100%	27041410	50115	63,334	66,180	ID
23	Kopczuk	Amy	Teacher-Grade 3	100%	27041010	50115	63,334	66,180	ID
24	Moore	Charmel	Teacher-Mathematics	100%	19041110	50115	66,180	66,180	General
25	Cook	Alicia Ann	Teacher-Lib/Media Specialist	100%	19042010	50115	61,141	63,966	General
26	Hall	Karl	Teacher-Social Studies Gr. 5/8	100%	19049046	50115	61,124	63,513	General
27	Drauss-Mcdaniel	Katharine	Teacher-Kindergarten	100%	27041010	50115	60,919	63,334	ID
28	Curnow	Christina	Teacher-Grade 3	100%	27041010	50115	58,719	61,141	ID
29	Holcomb	Tiffany	Teacher-Guidance Counselor	100%	19042010	50115	58,523	60,919	General
30	Decerbo	Dana	Teacher-Pre-K	100%	27041010	50115	58,523	60,919	ID

Ross-Woodward Classical Studies Magnet							Salary Totals:		
							FY 16	FY 17	
							\$ 4,300,548	\$ 4,431,705	
Count	Last Name	First Name	Title	% At School	ORG	Object	Salary15-16	Salary 16-17	Fund Type
31	Chavannes-Goosby	Dorothy	Teacher-Math Grade 5/8	0%	27041110	50115	56,199	56,199	ID
32	Nguyen	Emily	Teacher-Foreign Language	100%	27041710	50115	56,199	56,199	ID
33	Gigante	Amanda	Teacher-Grade 1	100%	27041010	50115	56,199	56,199	ID
34	Granata-Basso	Alyssa	Teacher-Grade 2	100%	27041010	50115	56,199	56,199	ID
35	Chavannes-Goosby	Dorothy	Teacher-Mathematics	100%	27041110	50115	56,199	56,199	ID
36	Lamberti	David	Building Manager	100%	19047410	50121	54,808	55,904	General
37	Garitta	Daniel	Teacher-History/Social Studies	100%	27041510	50115	54,006	54,006	ID
38	Flynn	Steven	Teacher-Art	100%	27042110	50115	54,006	54,006	ID
39	Ruotolo	Richard	Teacher-Music Grades K-8	60%	19042298	50115	50,911	53,993	General
40	Luke	Margaret	Teacher-Integrated Lang. Arts	100%	27041310	50115	53,938	53,938	ID
41	Tirozzi	Kimberly	Teacher-Special Ed K-8	100%	19049010	50115	53,938	53,938	General
42	Han	Bonnie	Teacher-Art	60%	19042198	50115	49,283	52,366	General
43	Huelsman	Brittany	Teacher-Grade 6	100%	27041010	50115	51,745	51,745	ID
44	Garcia	Jonnie	Teacher-Pre-K	100%	27041010	50115	51,745	51,745	ID
45	Coy-Kenyhercz	Vanessa	Teacher-Grade 6	100%	27041010	50115	51,740	51,740	ID
46	Kerzner	Benjamin	Teacher-Grade 4	100%	27041010	50115	51,740	51,740	ID
47	Chiliqinga	Angela	Teacher-Grade 4	100%	27041010	50115	51,740	51,740	ID
48	Landino	Mary	Teacher-Grade 2	100%	27041010	50115	51,740	51,740	ID
49	Villecco	Gerald	Assistant Building Manager	100%	19047410	50121	48,836	49,813	General
50	Teague	Whitney	Teacher-Integrated Lang. Arts	100%	27041310	50115	49,601	49,601	ID
51	James	Aleshia	Teacher-Grade 5	100%	27041010	50115	49,546	49,546	ID
52	Bradley	Kathryn	Teacher-Grade 4	100%	27041010	50115	49,546	49,546	ID
53	Sola	Jennifer	Teacher-Grade 5	100%	27041010	50115	47,551	47,551	ID
54	Finn	Elizabeth	Teacher-Grade 5	100%	27041010	50115	45,953	45,953	ID
55	Tylinski	Stefanie	Teacher-Grade 1	100%	27041010	50115	45,953	45,953	ID
56	Pelley	Morgan	Teacher-Grade 2	100%	27041010	50115	43,759	43,759	ID
57	Higgins	Reginald	In House Suspension Worker	100%	27041010	50120	38,923	38,923	ID
58	Giannelli	Susan	Clerk Typist 12 Months Boe	100%	19041010	50124	37,883	37,883	General
59	Whiteman	Nancy	Teacher-Special Ed	40%	19049098	50115	35,696	35,996	General
60	Munoz	Jasmin	Biling.Clerk Typist 10 Mo Boe	100%	27041010	50124	31,570	31,570	ID
61	Van Etten	Valerie	Clerk Typist 10 Month Boe	100%	27041010	50124	31,570	31,570	ID
62	Jackson	Sondi	Teacher-Speech And Hearing	33%	19049298	50115	28,255	29,966	General
63	Barnes	Darrell	School Security Officer 10 Mos	100%	19047310	50127	27,602	27,602	General
64	Latka	Christopher	Teacher-School Psychologist	40%	19049198	50115	26,374	27,524	General
65	Davis	Lorraine	Parent Liaison Worker	100%	27041010	50128	26,505	26,505	ID
66	Oddo	Rosaria	Asst Teacher Grade 1	100%	27041010	50128	25,576	25,576	ID
67	Monack	Angelina	Cook/Lead	100%	25215200	50126	24,794	35,951	Food Service
68	Graham	Stacy	Asst Teacher Kdg	100%	19041010	50128	23,417	23,417	General
69	Frosolone	Kim	Asst Teacher Pre-K	100%	27041010	50128	22,757	22,757	ID
70	Candela	Jeanne	Asst Teacher Kdg	100%	19041010	50128	22,093	22,093	General
71	Payne	Joanne	Asst Teacher Pre-K	100%	27041010	50128	21,430	21,430	ID
72	Aceto	Patricia	Asst Teacher Kdg	100%	27041010	50128	20,773	20,773	ID
73	Vessicchio	Susan	Asst Teacher Grade 1	100%	27041010	50128	20,115	20,115	ID
74	Cheeks	Missie	Asst Teacher Pre-K	100%	27041010	50128	20,115	20,115	ID
75	Foster	Stephanie	Asst Teacher Pre-K	100%	27041010	50128	20,115	20,115	ID
76	Deleon	Maria	General Worker	100%	25215200	50126	19,648	28,490	Food Service
77	Walker	Lakeisha	Asst Teacher Pre-K	100%	27041010	50128	19,451	19,451	ID
78	Kondziela	Cynthia	Asst Teacher Pre-K	100%	27041010	50128	19,451	19,451	ID
79	Labanca	Elaine	Asst Teacher Grade 1	100%	27041010	50128	18,793	18,793	ID
80	Ferriola	Deborah	General Worker	100%	25215200	50126	13,917	20,180	Food Service
81	Catala	Jason	Teacher-Talented And Gifted	20%	19046298	50115	13,187	13,762	General
82	Elrefaei	Nourhan	General Worker	100%	25215200	50126	11,461	16,618	Food Service
83	Paggioli	Anna	General Worker	50%	25215200	50126	9,824	14,245	Food Service
84	Lee	Parris	Parent Liaison Worker	10%	25315253	50128	4,418	4,418	Special

## Ross-Woodward Classical Studies Magnet

### Full-Time Salaries

General Fund and Interdistrict Salaries	\$4,311,803
Special Funds Actual + Benefits	4,418
Food Service	115,484
<b>Total Salaries</b>	<b>\$4,431,705</b>

Non-Personel (Supplies, Materials, etc.)	233,420
Part-Time	137,407
<b>Total Budget</b>	<b>\$4,802,532</b>

Total Enrollment	670
Budget Per Pupil	<b>\$7,168</b>

Count	Last Name	First Name	Title	% At School	Object	FY 16	FY 17	Fund Type
						Salary15-16	Salary 16-17	
<b>Salary Totals:</b>						\$ 4,300,548	\$ 4,431,705	
1	Brown	Cheryl	Principal	100%	50113	\$ 141,655	\$ 144,649	General
2	Barbarito	Eric	Assistant Principal	100%	50113	121,239	124,018	ID
3	Baker	Jamie	Assistant Principal	100%	50113	118,883	121,454	General
4	Robinson	Joan	Teacher-Instruct. Coach Math	100%	50115	88,489	89,989	ID
5	Charles	Denise	Teacher-Grade 6	100%	50115	84,851	89,989	ID
6	Criscuolo	Regina	Teacher-Read 180	100%	50115	85,776	87,276	General
7	Tanner-Elzey	Rosezetta	Teacher-Special Ed K-8	100%	50115	86,526	87,276	General
8	Errico	Patrice	Teacher-Pre-K	100%	50115	82,138	87,276	General
9	Martin	Kari	Teacher-School Social Worker	100%	50115	81,989	84,851	General
10	Pompano	Raymond	Teacher-Phys. Ed Grades K-8	100%	50115	81,989	84,851	ID
11	Smith	Zanniece	Teacher-Special Ed K-8	100%	50115	79,276	82,138	General
12	Glassman	Robert	Teacher-Remedial Rdg/Lang Arts	100%	50115	79,276	82,138	ID
13	Vessicchio	Linda	Teacher-Literacy Coaching Spec	100%	50115	78,303	81,898	General
14	Harris	Tracy	Teacher-Kindergarten	100%	50115	75,605	79,276	ID
15	Pickett	Jaseen	Teacher-Grade 3	100%	50115	75,605	79,276	ID
16	Stockton	Ashley	Teacher-Mag.Res.-Elementary	100%	50115	71,933	75,605	ID
17	White	Renee	Teacher-Instruc. Coach Literac	100%	50115	71,694	74,617	ID
18	Fasano	Steven	Teacher-Music Grades K-8	100%	50115	69,038	71,933	ID
19	Moniello	Cesidio	Teacher-Phys. Ed Grades K-8	100%	50115	66,180	69,038	ID
20	Finnucan	Carol	Teacher-Grade 1	100%	50115	66,180	69,038	ID
21	Costanzo	Nancy	Teacher-Kindergarten	100%	50115	63,334	66,180	ID
22	Darin-Legrand	Ann	Teacher-Science	100%	50115	63,334	66,180	ID
23	Kopczyk	Amy	Teacher-Grade 3	100%	50115	63,334	66,180	ID
24	Moore	Charmel	Teacher-Mathematics	100%	50115	66,180	66,180	General
25	Cook	Alicia Ann	Teacher-Lib/Media Specialist	100%	50115	61,141	63,966	General
26	Hall	Karl	Teacher-Social Studies Gr. 5/8	100%	50115	61,124	63,513	General
27	Drauss-Mcdaniel	Katharine	Teacher-Kindergarten	100%	50115	60,919	63,334	ID
28	Curnow	Christina	Teacher-Grade 3	100%	50115	58,719	61,141	ID
29	Holcomb	Tiffany	Teacher-Guidance Counselor	100%	50115	58,523	60,919	General
30	Decerbo	Dana	Teacher-Pre-K	100%	50115	58,523	60,919	ID
31	Chavannes-Goosby	Dorthy	Teacher-Math Grade 5/8	0%	50115	56,199	56,199	ID
32	Nguyen	Emily	Teacher-Foreign Language	100%	50115	56,199	56,199	ID
33	Gigante	Amanda	Teacher-Grade 1	100%	50115	56,199	56,199	ID
34	Granata-Basso	Alyssa	Teacher-Grade 2	100%	50115	56,199	56,199	ID
35	Chavannes-Goosby	Dorothy	Teacher-Mathematics	100%	50115	56,199	56,199	ID
36	Lamberti	David	Building Manager	100%	50121	54,808	55,904	General
37	Garitta	Daniel	Teacher-History/Social Studies	100%	50115	54,006	54,006	ID
38	Flynn	Steven	Teacher-Art	100%	50115	54,006	54,006	ID
39	Ruotolo	Richard	Teacher-Music Grades K-8	60%	50115	50,911	53,993	General
40	Luke	Margaret	Teacher-Integrated Lang. Arts	100%	50115	53,938	53,938	ID



# Sound School

## General Fund Allocation

## Methodology

Enrollment x Per Pupil

K-8 Base Student Funding	\$0	=	-	X	\$3,491
9-12 Base Student Funding	\$691,195	=	180	X	3,840
Family Income Based Funding	78,196	=	56	X	1,396
Student Mobility Funding	4,189	=	3	X	1,396
English Learners Funding	4,538	=	7	X	648
Special Education Funding	37,702	=	27	X	1,396
District-Directed Funds	-				

**Total General Funds Allocation \$815,819**

Proposed Interdistrict Allocation \$0

Staff Paid from Non-School Sources (ex. Special Funds, Itinerant) 875,639

Year One - Phase in Adjustment 348,743

Other Supplemental Funding -

Open Choice or Tuition if Applicable 2,665,692

**Total FY17 Budget Allocation \$4,705,893**

Total Enrollment 362

Budget Per Pupil **\$13,000**

Note: General Funding Enrollment is based on Resident K-12 Students.

ELL and Special Education Per Pupils are blended rates of multiple categories.

Sound School							Salary Totals:		
							FY 16	FY 17	
							\$ 4,142,600	\$ 4,264,981	
Count	Last Name	First Name	Title	% At School	ORG	Object	Salary15-16	Salary 16-17	Fund Type
1	Gratz	Rebecca	Principal	100%	19044067	50113	\$ 133,620	\$ 136,464	General
2	Visel	Timothy	Coordinator Aquaculture	100%	19042967	50112	123,349	126,963	General
3	Yuhas	Eric	Assistant Principal	100%	19042867	50113	122,447	125,018	General
4	Alpert	Jeffrey	Teacher-Vocational Education	100%	19042967	50115	89,239	89,989	General
5	Mavrelion	Charles	Teacher-Vocational Education	100%	19042967	50115	88,489	89,989	General
6	Norwood	Susan	Teacher-Lib/Media Specialist	100%	19042067	50115	88,489	89,989	General
7	Daley	Kevin	Teacher-History/Social Studies	100%	19041567	50115	88,489	89,989	General
8	Roy	John	Teacher-Science	100%	19041467	50115	85,776	87,276	General
9	Baldwin	George	Teacher-Science	100%	19041467	50115	85,776	87,276	General
10	Daddio	Paula	Teacher-Science	100%	19041467	50115	85,776	87,276	General
11	Walsh	John	Teacher-Science	100%	19041467	50115	85,776	87,276	General
12	Low	David	Teacher-Vocational Education	100%	19042967	50115	85,776	87,276	General
13	Cardello	Patrick	Teacher-Vocational Education	100%	19042967	50115	82,138	87,276	General
14	Howe	David	Teacher-Special Ed	100%	19049067	50115	85,776	87,276	General
15	Torrellas	Richard	Teacher-History/Social Studies	100%	19041567	50115	85,776	87,276	General
16	Buell	John	Teacher-History/Social Studies	100%	19041567	50115	85,776	87,276	General
17	Haney	Gloria	Teacher-Guidance Counselor	100%	19042067	50115	86,526	87,276	General
18	Ortiz-De Orue	Laura	Teacher-Foreign Language	100%	19041767	50115	86,526	87,276	General
19	Shanahan	Kristi	Teacher-Foreign Language	100%	19041767	50115	85,776	87,276	General
20	Prete	Donna	Teacher-English	100%	19041667	50115	85,776	87,276	General
21	Lizotte	Robert	Teacher-Science	100%	19041467	50115	83,500	85,000	General
22	Griffin	Caroline	Teacher-Special Ed	100%	25045034	50115	121,075	123,250	Special
23	Otterbach	Kristi	Teacher-Vocational Education	100%	19042967	50115	83,500	85,000	General
24	Flanagan	Edward	Teacher-Vocational Education	100%	19042967	50115	84,250	85,000	General
25	Ertelt	Pamela	Teacher-Mathematics	100%	19041167	50115	79,276	82,138	General
26	Blank	Lori	Teacher-Foreign Language	100%	19041767	50115	79,276	82,138	General
27	Fuchs	Kurt	Teacher-Mathematics	100%	19041167	50115	79,276	82,138	General
28	Morris	Paul	Teacher-Vocational Education	100%	19042967	50115	77,000	79,862	General
29	Geist	Gabriel	Teacher-Science	100%	19041467	50115	75,605	79,276	General
30	Mccormack	Melissa	Teacher-English	100%	19041667	50115	75,605	79,276	General



## Sound School

### Full-Time Salaries

General Fund and Interdistrict Salaries	\$3,959,475
Special Funds Actual + Benefits	235,521
Food Service	69,985
<b>Total Salaries</b>	<b>\$4,264,981</b>

Non-Personel (Supplies, Materials, etc.)	615,284
Part-Time	-
<b>Total Budget</b>	<b>\$4,880,265</b>

Total Enrollment	362
Budget Per Pupil	<b>\$13,481</b>

Count	Last Name	First Name	Title	% At School	Object	Salary Totals:		Fund Type
						FY 16 \$ 4,142,600	FY 17 \$ 4,264,981	
						Salary15-16	Salary 16-17	
1	Gratz	Rebecca	Principal	100%	50113	\$ 133,620	\$ 136,464	General
2	Visel	Timothy	Coordinator Aquaculture	100%	50112	123,349	126,963	General
3	Yuhas	Eric	Assistant Principal	100%	50113	122,447	125,018	General
4	Alpert	Jeffrey	Teacher-Vocational Education	100%	50115	89,239	89,989	General
5	Mavrelion	Charles	Teacher-Vocational Education	100%	50115	88,489	89,989	General
6	Norwood	Susan	Teacher-Lib/Media Specialist	100%	50115	88,489	89,989	General
7	Daley	Kevin	Teacher-History/Social Studies	100%	50115	88,489	89,989	General
8	Roy	John	Teacher-Science	100%	50115	85,776	87,276	General
9	Baldwin	George	Teacher-Science	100%	50115	85,776	87,276	General
10	Daddio	Paula	Teacher-Science	100%	50115	85,776	87,276	General
11	Walsh	John	Teacher-Science	100%	50115	85,776	87,276	General
12	Low	David	Teacher-Vocational Education	100%	50115	85,776	87,276	General
13	Cardello	Patrick	Teacher-Vocational Education	100%	50115	82,138	87,276	General
14	Howe	David	Teacher-Special Ed	100%	50115	85,776	87,276	General
15	Torrellas	Richard	Teacher-History/Social Studies	100%	50115	85,776	87,276	General
16	Buell	John	Teacher-History/Social Studies	100%	50115	85,776	87,276	General
17	Haney	Gloria	Teacher-Guidance Counselor	100%	50115	86,526	87,276	General
18	Ortiz-De Orue	Laura	Teacher-Foreign Language	100%	50115	86,526	87,276	General
19	Shanahan	Kristi	Teacher-Foreign Language	100%	50115	85,776	87,276	General
20	Prete	Donna	Teacher-English	100%	50115	85,776	87,276	General
21	Lizotte	Robert	Teacher-Science	100%	50115	83,500	85,000	General
22	Griffin	Caroline	Teacher-Special Ed	100%	50115	121,075	123,250	Special
23	Otterbach	Kristi	Teacher-Vocational Education	100%	50115	83,500	85,000	General
24	Flanagan	Edward	Teacher-Vocational Education	100%	50115	84,250	85,000	General
25	Ertelt	Pamela	Teacher-Mathematics	100%	50115	79,276	82,138	General
26	Blank	Lori	Teacher-Foreign Language	100%	50115	79,276	82,138	General
27	Fuchs	Kurt	Teacher-Mathematics	100%	50115	79,276	82,138	General
28	Morris	Paul	Teacher-Vocational Education	100%	50115	77,000	79,862	General
29	Geist	Gabriel	Teacher-Science	100%	50115	75,605	79,276	General
30	Mccormack	Melissa	Teacher-English	100%	50115	75,605	79,276	General
31	Ariyan-Omeragic	Tiffany	Teacher-School Social Worker	90%	50115	74,617	78,303	General
32	Slaiciunas	Cheryl	Teacher-Special Ed	100%	50115	71,933	75,605	General
33	Padro	Ricky	Teacher-Mathematics	100%	50115	71,933	75,605	General
34	Joseph	Steven	Teacher-Vocational Education	100%	50115	71,933	75,605	General
35	Catalano	Adam	Teacher-Mathematics	100%	50115	71,933	75,605	General
36	Workinger	Kimberly	Teacher-Vocational Education	100%	50115	69,676	73,338	General
37	Koonze	Megan	Teacher-English	100%	50115	66,180	69,038	General
38	Kehrley	Kirk	Teacher-Special Ed	100%	50115	63,334	66,180	General
39	Solomon	Peter	Teacher-Science	100%	50115	58,719	61,141	General
40	Paolella	Katie	Teacher-English	100%	50115	58,523	60,919	General

Count	Last Name	First Name	Title	% At School	Object	Salary15-16	Salary 16-17	Fund Type
41	Nuzzo	Justyne	Teacher-History/Social Studies	100%	50115	58,523	60,919	General
42	Pickett	Charles	Teacher-English	100%	50115	56,199	56,199	General
43	Rivas	Reinaldo	Building Manager	100%	50121	54,808	55,904	General
44	Salankar	Saraswathi	Teacher-Mathematics	100%	50115	51,740	51,740	General
45	Santiago	Enio	Assistant Building Manager	100%	50121	48,836	49,813	General
46	Improta	Alfonsina	Teacher-Foreign Language	100%	50115	49,546	49,546	General
47	Brencher	Philip	Teacher-Aquaculture Technology Teach	100%	50115	49,546	49,546	General
48	Dimon	Christi	Aquaculture Technician 12 Months	100%	50118	49,317	49,317	General
49	Bethke	John	School Business Manager-10 Mos	100%	50118	45,664	45,664	General
50	Donovan	Kenneth	Teacher-Physical Education	60%	50115	38,000	39,708	General
51	Deleon	Evelyn	Ssea Clerk Typist/Coord.	100%	50124	57,340	57,340	Special
52	Disla	Alexandra	Clerk Typist 12 Months Boe	100%	50124	54,930	54,930	Special
53	Calo	Priscilla	Clerk Typist 10 Month Boe	100%	50124	37,423	37,423	General
54	Mente	Barbara	Teacher-Tag/Issp	40%	50115	32,796	33,940	General
55	Anastasio	Andrew	School Security Officer 10 Mos	100%	50127	27,602	27,602	General
56	Ianniello	Rosalie	Cook/Lead	100%	50126	22,887	33,186	Food Service
57	Bynum-Welfare	Harriet	Teacher-Speech And Hearing	20%	50115	17,848	17,998	General
58	Rabuano	Dina	General Worker	100%	50126	17,192	24,928	Food Service
59	Barbara	Cheryl	General Worker	50%	50126	8,187	11,870	Food Service



## Strong School

### General Fund Allocation

### Methodology

Enrollment x Per Pupil

K-8 Base Student Funding	\$1,556,933	=	446	X	\$3,491
9-12 Base Student Funding	\$0	=	-	X	3,840
Family Income Based Funding	377,015	=	270	X	1,396
Student Mobility Funding	30,720	=	22	X	1,396
English Learners Funding	131,955	=	120	X	1,100
Special Education Funding	67,025	=	41	X	1,635
District-Directed Funds	-				
<b>Total General Funds Allocation</b>	<b>\$2,163,649</b>				
Proposed Interdistrict Allocation	\$0				
Staff Paid from Non-School Sources (ex. Special Funds, Itinerant)	1,317,492				
Year One - Phase in Adjustment	(376,554)				
Other Supplemental Funding	-				
Open Choice or Tuition if Applicable	-				
<b>Total FY17 Budget Allocation</b>	<b>\$3,104,587</b>				
Total Enrollment	454				
Budget Per Pupil	<b>\$6,838</b>				

Note: General Funding Enrollment is based on Resident K-12 Students.

ELL and Special Education Per Pupils are blended rates of multiple categories.

Strong School							Salary Totals:		
							FY 16	FY 17	
							\$ 2,741,027	\$ 2,816,857	
Count	Last Name	First Name	Title	% At School	ORG	Object	Salary15-16	Salary 16-17	Fund Type
1	Denicola	Susan	Principal	100%	19044028	50113	\$ 141,655	\$ 144,649	General
2	Flanagan	George	Assistant Principal	100%	19044028	50113	121,447	124,018	General
3	Smith	Rebecca	Teacher-Special Ed	100%	19049028	50115	88,489	89,989	General
4	Minichino-Garofalo	Simone	Teacher-Kindergarten	100%	19041028	50115	78,303	81,898	General
5	Pinto	Carla	Teacher-Bilingual Grade 1	100%	19041228	50115	71,694	74,617	General
6	Ward	Jason	Teacher-Grade 1	100%	19041028	50115	69,038	71,933	General
7	Fortier	John	Teacher-Grade 4	100%	19041028	50115	66,180	69,038	General
8	Gilbert	Brian	Teacher-Magnet Sch. Resource	100%	25176124	50115	95,606	99,775	Special
9	Puglisi	Devin	Teacher-Grade 1	100%	19041028	50115	63,334	66,180	General
10	O'Keefe	Karissa	Teacher-Kindergarten	100%	25795319	50115	91,834	95,961	Special
11	Cruz	Dana	Teacher-Pre K/Sp.Ed.	100%	19049028	50115	63,334	66,180	General
12	Reyes-Couvertier	Carlos	Teacher-Bilingual Kindergarten	100%	19041228	50115	63,334	66,180	General
13	Amenta	Susan	Teacher-Magnet Sch. Resource	100%	25176124	50115	92,094	95,606	Special
14	Ruby	Michael	Teacher-Kindergarten	100%	19041028	50115	60,919	63,334	General
15	Choma	Adrianna	Teacher-Instruc. Coach Literac	100%	25315256	50115	84,858	88,333	Special
16	Cappiello	Mirissa	Teacher-Kindergarten	100%	19041028	50115	56,199	56,199	General
17	Jackson	Calvin	Building Manager	100%	19047428	50121	54,808	55,904	General
18	Hall	Marianne	Teacher-Special Ed K-8	100%	19049028	50115	53,938	53,938	General
19	Karadimos	Georgette	Teacher-Kindergarten	100%	19041028	50115	51,740	51,740	General
20	Luzzi	Cheryl	Teacher-Kindergarten	100%	19058600	50115	49,601	51,740	General
21	Mullally	Kellie	Teacher-Kindergarten	100%	19041028	50115	51,740	51,740	General
22	Stannard Donohue	Mallary	Teacher-Kindergarten	100%	19041028	50115	51,740	51,740	General
23	Aldo	Amanda	Teacher-School Social Worker	100%	19049328	50115	50,151	50,151	General
24	Bray	Kahson	Assistant Building Manager	100%	19047428	50121	48,836	49,813	General
25	Ianniello	Kristen	Teacher-Grade 1	100%	19041028	50115	49,601	49,601	General
26	Woods	Emma	Teacher-Special Ed	100%	19049028	50115	49,601	49,601	General
27	Chen	Zhanyun	Teacher-Foreign Language	100%	19041728	50115	49,601	49,601	General
28	Luzzi	Cheryl	Teacher-Grade 1	100%	19041028	50115	49,601	49,601	General
29	Pittman	Allison	Teacher-Grade 2	100%	19041028	50115	47,551	47,551	General
30	Seeley	Kayla	Teacher-Grade 1	100%	19041028	50115	47,408	47,408	General



## Strong School

### Full-Time Salaries

General Fund and Interdistrict Salaries	\$2,102,482
Special Funds Actual + Benefits	636,473
Food Service	77,903
<b>Total Salaries</b>	<b>\$2,816,857</b>

Non-Personel (Supplies, Materials, etc.)	64,005
Part-Time	35,447
<b>Total Budget</b>	<b>\$2,916,309</b>

Total Enrollment	454
Budget Per Pupil	<b>\$6,424</b>

Count	Last Name	First Name	Title	% At School	Object	Salary Totals:		Fund Type
						FY 16	FY 17	
						\$ 2,741,027	\$ 2,816,857	
						Salary15-16	Salary 16-17	
1	Denicola	Susan	Principal	100%	50113	\$ 141,655	\$ 144,649	General
2	Flanagan	George	Assistant Principal	100%	50113	121,447	124,018	General
3	Smith	Rebecca	Teacher-Special Ed	100%	50115	88,489	89,989	General
4	Minichino-Garofalo	Simone	Teacher-Kindergarten	100%	50115	78,303	81,898	General
5	Pinto	Carla	Teacher-Bilingual Grade 1	100%	50115	71,694	74,617	General
6	Ward	Jason	Teacher-Grade 1	100%	50115	69,038	71,933	General
7	Fortier	John	Teacher-Grade 4	100%	50115	66,180	69,038	General
8	Gilbert	Brian	Teacher-Magnet Sch. Resource	100%	50115	95,606	99,775	Special
9	Puglisi	Devin	Teacher-Grade 1	100%	50115	63,334	66,180	General
10	O'Keefe	Karissa	Teacher-Kindergarten	100%	50115	91,834	95,961	Special
11	Cruz	Dana	Teacher-Pre K/Sp.Ed.	100%	50115	63,334	66,180	General
12	Reyes-Couvertier	Carlos	Teacher-Bilingual Kindergarten	100%	50115	63,334	66,180	General
13	Amenta	Susan	Teacher-Magnet Sch. Resource	100%	50115	92,094	95,606	Special
14	Ruby	Michael	Teacher-Kindergarten	100%	50115	60,919	63,334	General
15	Choma	Adrianna	Teacher-Instruc. Coach Literac	100%	50115	84,858	88,333	Special
16	Cappiello	Mirissa	Teacher-Kindergarten	100%	50115	56,199	56,199	General
17	Jackson	Calvin	Building Manager	100%	50121	54,808	55,904	General
18	Hall	Marianne	Teacher-Special Ed K-8	100%	50115	53,938	53,938	General
19	Karadimos	Georgette	Teacher-Kindergarten	100%	50115	51,740	51,740	General
20	Luzzi	Cheryl	Teacher-Kindergarten	100%	50115	49,601	51,740	General
21	Mullally	Kellie	Teacher-Kindergarten	100%	50115	51,740	51,740	General
22	Stannard Donohue	Mallary	Teacher-Kindergarten	100%	50115	51,740	51,740	General
23	Aldo	Amanda	Teacher-School Social Worker	100%	50115	50,151	50,151	General
24	Bray	Kahson	Assistant Building Manager	100%	50121	48,836	49,813	General
25	Ianniello	Kristen	Teacher-Grade 1	100%	50115	49,601	49,601	General
26	Woods	Emma	Teacher-Special Ed	100%	50115	49,601	49,601	General
27	Chen	Zhanyun	Teacher-Foreign Language	100%	50115	49,601	49,601	General
28	Luzzi	Cheryl	Teacher-Grade 1	100%	50115	49,601	49,601	General
29	Pittman	Allison	Teacher-Grade 2	100%	50115	47,551	47,551	General
30	Seeley	Kayla	Teacher-Grade 1	100%	50115	47,408	47,408	General
31	Tabak	Rebecca	Teacher-Grade 3	100%	50115	45,357	45,357	General
32	Deroche	Melissa	Teacher-Grade 1	100%	50115	43,759	43,759	General
33	Lynch	Monica	Teacher-Music Grades K-8	40%	50115	34,310	34,910	General
34	Campbell	Theresa	Clerk Typist 10 Month Boe	100%	50124	31,570	31,570	General
35	Johnson	Greta	School Security Officer 10 Mos	100%	50127	27,602	27,602	General
36	Funaro	Marc	B.O.E. Maintenance Floater	60%	50121	26,323	26,849	General
37	Andrade	Joaquina	Asst Teacher Kdg	100%	50128	35,194	35,194	Special
38	Newman	Angela	Asst Teacher Grade 1	100%	50128	23,417	23,417	General
39	Rivera	Wilma	Asst Teacher Bilingual Kdg	100%	50128	32,998	32,998	Special
40	Givens	Esterina	Asst Teacher Kdg	100%	50128	32,998	32,998	Special



### Truman School

#### General Fund Allocation

#### Methodology

Enrollment x Per Pupil

K-8 Base Student Funding	\$1,675,623	=	480	X	\$3,491
9-12 Base Student Funding	\$0	=	-	X	3,840
Family Income Based Funding	404,942	=	290	X	1,396
Student Mobility Funding	75,403	=	54	X	1,396
English Learners Funding	242,267	=	233	X	1,040
Special Education Funding	74,007	=	52	X	1,423
District-Directed Funds	-				
<b>Total General Funds Allocation</b>	<b>\$2,472,243</b>				
Proposed Interdistrict Allocation	\$0				
Staff Paid from Non-School Sources (ex. Special Funds, Itinerant)	1,473,220				
Year One - Phase in Adjustment	(20,822)				
Other Supplemental Funding	-				
Open Choice or Tuition if Applicable	-				
<b>Total FY17 Budget Allocation</b>	<b>\$3,924,641</b>				
Total Enrollment	518				
Budget Per Pupil	<b>\$7,577</b>				

Note: General Funding Enrollment is based on Resident K-12 Students.

ELL and Special Education Per Pupils are blended rates of multiple categories.

Truman School							Salary Totals:		
							FY 16	FY 17	
							\$ 3,626,706	\$ 3,761,736	
Count	Last Name	First Name	Title	% At School	ORG	Object	Salary15-16	Salary 16-17	Fund Type
1	Mattern	Kathleen	Interim Principal	100%	19044029	50113	\$ 141,655	\$ 144,649	General
2	Trotman	Idris	Assistant Principal	100%	19044029	50113	121,447	124,018	General
3	Della Pietra	Lori	Teacher-Instruct. Coach Math	100%	25315256	50115	123,034	130,484	Special
4	Dipaola	Mary Lou	Teacher-Tesol	100%	19041029	50115	89,239	89,989	General
5	Padilla	Iris	Teacher-Bilingual Grade 1	100%	19041229	50115	86,526	87,276	General
6	Mullen-Reynolds	Sharon	Teacher-Art Grades K-8	100%	19042129	50115	86,526	87,276	General
7	Pagentine	Cynthia	Teacher-Special Ed	100%	19049029	50115	82,138	87,276	General
8	Hulk	Sandra	Teacher-Special Ed K-8	100%	19049029	50115	85,776	87,276	General
9	Nunez	Antonio	Teacher-Bilingual Grade 2	100%	19041229	50115	79,862	85,000	General
10	Berrios-Gunn	Merriellen	Teacher-Grade 1	100%	19041029	50115	79,276	82,138	General
11	Taracena	Liza	Teacher-Foreign Language	100%	19041729	50115	78,303	81,898	General
12	Wells-Jackson	Jennifer	Teacher-Literacy Coaching Spec	100%	25315256	50115	109,627	114,950	Special
13	Camera	Lucille	Teacher-Art Grades K-8	100%	19042129	50115	75,605	79,276	General
14	Penner-Greene	Emilie	Teacher-Special Ed K-8	100%	19049029	50115	71,933	75,605	General
15	Durand	Tracy	Teacher-Grade 5	100%	19041029	50115	66,180	69,038	General
16	Hoffman	Edward	Teacher-Grade 4	100%	19041029	50115	66,180	69,038	General
17	Irizarry-Gordon	Jennifer	Teacher-Kindergarten	100%	19041029	50115	66,180	69,038	General
18	Binion	Omayra	Teacher-School Social Worker	100%	19049329	50115	66,180	69,038	General
19	Kyle	Elizabeth	Teacher-Grade 5	100%	19041029	50115	63,334	66,180	General
20	Marchitto	Christina	Teacher-Grade 3	100%	19042029	50115	63,334	66,180	General
21	Seely	Virginia	Teacher-Grade 4	100%	19042029	50115	63,334	66,180	General
22	Durso-Smith	Carolyn	Teacher-Kindergarten	100%	19041029	50115	63,334	66,180	General
23	Chase	Peter	Teacher-History/Social Studies	100%	19041529	50115	63,334	66,180	General
24	Spadafina	Amber	Teacher-Physical Education	100%	19040329	50115	63,334	66,180	General
25	Parisi	Anthony	Teacher-Physical Education	100%	19040329	50115	61,124	63,513	General
26	Sawicki	Andrea	Teacher-Grade 6	100%	19041029	50115	60,919	63,334	General
27	Di Maria	Nicholas	Teacher-Music	100%	19042629	50115	60,919	63,334	General
28	Festa	Iris	Teacher-Guidance Counselor	100%	19042029	50115	58,523	60,919	General
29	Brown	Tiffany	Teacher-Dev. Reading/K-8	100%	19041329	50115	58,523	60,919	General
30	Swanson	Heather	Teacher-Mathematics	100%	19041029	50115	60,919	60,919	General

							FY 16	FY 17			
							Salary Totals:	\$ 3,626,706	\$ 3,761,736		
Count	Last Name	First Name	Title	% At School	ORG	Object	Salary15-16	Salary 16-17	Fund Type		
31	Buell	Sloane	Teacher-Integrated Lang. Arts	100%	25315207	50115	78,309	81,677	Special		
32	Wrobel	Susan	Teacher-Grade 2	100%	19041029	50115	56,199	56,199	General		
33	Opert	Lisa	Leave Of Absence	100%	19041029	50115	56,199	56,199	General		
34	Conforte	Anthony	Building Manager	100%	19047429	50121	54,808	55,904	General		
35	Seely	Molly	Teacher-Lib/Media Specialist	100%	19042029	50115	54,342	54,342	General		
36	Rosa	Ruth	Teacher-Grade 1	100%	19041029	50115	51,740	53,938	General		
37	Portley	Sean	Teacher-Phys. Ed Grades K-8	60%	19040398	50115	51,466	52,366	General		
38	Bedient	Jason	Teacher-Grade 6	100%	19041029	50115	51,740	51,740	General		
39	Rodriguez Thomas	Melanie	Teacher-Bilingual Grade 3	100%	19041229	50115	51,740	51,740	General		
40	Garcia	Vanessa	Teacher-Special Ed	100%	19049029	50115	51,740	51,740	General		
41	Ferrandiz	Ashley	Teacher-Math Grade 5/8	100%	19041129	50115	49,601	49,601	General		
42	Baxter	Emily	Teacher-Science Grades 5/8	100%	19041429	50115	49,546	49,546	General		
43	Padilla-Dechalus	Carmen	Family Literacy Coordinator	100%	25795319	50118	65,256	65,256	Special		
44	Avalos	Jose	Teacher-Grade 5	100%	19041229	50115	43,759	43,759	General		
45	Medero	Hilcia	Head Start Teacher	100%	25315252	50128	55,529	55,529	Special		
46	Pervis-Pritchett	Valerie	Head Start Teacher	100%	25315252	50128	55,529	55,529	Special		
47	Jones	Jeffrey	Teacher-Music Grades K-8	50%	19042298	50115	35,967	37,803	General		
48	Maldonado	Carmen	Clerk Typist 10 Month Boe	100%	19041029	50124	36,396	36,396	General		
49	Moore	Robert	School Security Officer 10 Mos	100%	19047329	50127	27,602	27,602	General		
50	Rodriguez	Gavin	B.O.E. Maintenance Floater	60%	19047498	50121	26,323	26,849	General		
51	Brown	April	Asst Teacher S/Ed Ages K-8	100%	19049029	50128	25,576	25,576	General		
52	Romero	Ana	Asst Teacher Bilingual Gr 1	100%	25315256	50128	37,085	37,085	Special		
53	Alford	Betty	Cook/Lead	100%	25215200	50126	24,794	35,951	Food Service		
54	Velez	Jorge	Outreach Worker	100%	25325279	50128	33,978	33,978	Special		
55	Arminio	Carol	General Worker	100%	25215200	50126	21,285	30,863	Food Service		
56	Smith	Nathan	Asst Teacher S/Ed Ages 3-5	100%	19049029	50128	20,773	20,773	General		
57	Ortiz	Derlene	Teacher-Speech And Hearing	25%	19049298	50115	19,576	20,475	General		
58	Smith	Joshua	Asst Teacher Kdg	100%	25315256	50128	28,204	28,204	Special		
59	Hurtado	Ingrid	Asst Teacher Bilingual Kdg	100%	25315256	50128	27,250	27,250	Special		
60	Waters	Becky	Teacher-Talented And Gifted	20%	19046298	50115	12,667	13,236	General		
61	Bruno	Jeannette	General Worker	100%	25215200	50126	13,099	18,994	Food Service		
62	Pritchett	Earnest	General Worker	100%	25215200	50126	10,643	15,432	Food Service		
63	Santiago	Laura	General Worker	100%	25215200	50126	10,643	15,432	Food Service		
64	Gantenbein	Patricia	Teacher-Instruct. Coach Other	10%	25486085	50115	11,910	12,655	Special		
65	Acuna-Torres	Carmen	Parent Liaison Worker	20%	25315253	50128	8,836	8,836	Special		

## Truman School

### Full-Time Salaries

General Fund and Interdistrict Salaries	\$2,993,629
Special Funds Actual + Benefits	651,433
Food Service	116,673
<b>Total Salaries</b>	<b>\$3,761,736</b>

Non-Personel (Supplies, Materials, etc.)	112,476
Part-Time	40,019
<b>Total Budget</b>	<b>\$3,914,231</b>

Total Enrollment	518
Budget Per Pupil	<b>\$7,556</b>

Count	Last Name	First Name	Title	% At School	Object	Salary Totals:		Fund Type
						FY 16 \$ 3,626,706	FY 17 \$ 3,761,736	
						Salary15-16	Salary 16-17	
1	Mattern	Kathleen	Interim Principal	100%	50113	\$ 141,655	\$ 144,649	General
2	Trotman	Idris	Assistant Principal	100%	50113	121,447	124,018	General
3	Della Pietra	Lori	Teacher-Instruct. Coach Math	100%	50115	123,034	130,484	Special
4	Dipaola	Mary Lou	Teacher-Tesol	100%	50115	89,239	89,989	General
5	Padilla	Iris	Teacher-Bilingual Grade 1	100%	50115	86,526	87,276	General
6	Mullen-Reynolds	Sharon	Teacher-Art Grades K-8	100%	50115	86,526	87,276	General
7	Pagentine	Cynthia	Teacher-Special Ed	100%	50115	82,138	87,276	General
8	Hulk	Sandra	Teacher-Special Ed K-8	100%	50115	85,776	87,276	General
9	Nunez	Antonio	Teacher-Bilingual Grade 2	100%	50115	79,862	85,000	General
10	Berrios-Gunn	Merriellen	Teacher-Grade 1	100%	50115	79,276	82,138	General
11	Taracena	Liza	Teacher-Foreign Language	100%	50115	78,303	81,898	General
12	Wells-Jackson	Jennifer	Teacher-Literacy Coaching Spec	100%	50115	109,627	114,950	Special
13	Camera	Lucille	Teacher-Art Grades K-8	100%	50115	75,605	79,276	General
14	Penner-Greene	Emilie	Teacher-Special Ed K-8	100%	50115	71,933	75,605	General
15	Durand	Tracy	Teacher-Grade 5	100%	50115	66,180	69,038	General
16	Hoffman	Edward	Teacher-Grade 4	100%	50115	66,180	69,038	General
17	Irizarry-Gordon	Jennifer	Teacher-Kindergarten	100%	50115	66,180	69,038	General
18	Binion	Omayra	Teacher-School Social Worker	100%	50115	66,180	69,038	General
19	Kyle	Elizabeth	Teacher-Grade 5	100%	50115	63,334	66,180	General
20	Marchitto	Christina	Teacher-Grade 3	100%	50115	63,334	66,180	General
21	Seely	Virginia	Teacher-Grade 4	100%	50115	63,334	66,180	General
22	Durso-Smith	Carolyn	Teacher-Kindergarten	100%	50115	63,334	66,180	General
23	Chase	Peter	Teacher-History/Social Studies	100%	50115	63,334	66,180	General
24	Spadafina	Amber	Teacher-Physical Education	100%	50115	63,334	66,180	General
25	Parisi	Anthony	Teacher-Physical Education	100%	50115	61,124	63,513	General
26	Sawicki	Andrea	Teacher-Grade 6	100%	50115	60,919	63,334	General
27	Di Maria	Nicholas	Teacher-Music	100%	50115	60,919	63,334	General
28	Festa	Iris	Teacher-Guidance Counselor	100%	50115	58,523	60,919	General
29	Brown	Tiffany	Teacher-Dev. Reading/K-8	100%	50115	58,523	60,919	General
30	Swanson	Heather	Teacher-Mathematics	100%	50115	60,919	60,919	General
31	Buell	Sloane	Teacher-Integrated Lang. Arts	100%	50115	78,309	81,677	Special
32	Wrobel	Susan	Teacher-Grade 2	100%	50115	56,199	56,199	General
33	Opert	Lisa	Leave Of Absence	100%	50115	56,199	56,199	General
34	Conforte	Anthony	Building Manager	100%	50121	54,808	55,904	General
35	Seely	Molly	Teacher-Lib/Media Specialist	100%	50115	54,342	54,342	General
36	Rosa	Ruth	Teacher-Grade 1	100%	50115	51,740	53,938	General
37	Portley	Sean	Teacher-Phys. Ed Grades K-8	60%	50115	51,466	52,366	General
38	Bedient	Jason	Teacher-Grade 6	100%	50115	51,740	51,740	General
39	Rodriguez Thomas	Melanie	Teacher-Bilingual Grade 3	100%	50115	51,740	51,740	General
40	Garcia	Vanessa	Teacher-Special Ed	100%	50115	51,740	51,740	General

Count	Last Name	First Name	Title	% At School	Object	Salary15-16	Salary 16-17	Fund Type
41	Ferrandiz	Ashley	Teacher-Math Grade 5/8	100%	50115	49,601	49,601	General
42	Baxter	Emily	Teacher-Science Grades 5/8	100%	50115	49,546	49,546	General
43	Padilla-Dechalus	Carmen	Family Literacy Coordinator	100%	50118	65,256	65,256	Special
44	Avalos	Jose	Teacher-Grade 5	100%	50115	43,759	43,759	General
45	Medero	Hilcia	Head Start Teacher	100%	50128	55,529	55,529	Special
46	Pervis-Pritchett	Valerie	Head Start Teacher	100%	50128	55,529	55,529	Special
47	Jones	Jeffrey	Teacher-Music Grades K-8	50%	50115	35,967	37,803	General
48	Maldonado	Carmen	Clerk Typist 10 Month Boe	100%	50124	36,396	36,396	General
49	Moore	Robert	School Security Officer 10 Mos	100%	50127	27,602	27,602	General
50	Rodriguez	Gavin	B.O.E. Maintenance Floater	60%	50121	26,323	26,849	General
51	Brown	April	Asst Teacher S/Ed Ages K-8	100%	50128	25,576	25,576	General
52	Romero	Ana	Asst Teacher Bilingual Gr 1	100%	50128	37,085	37,085	Special
53	Alford	Betty	Cook/Lead	100%	50126	24,794	35,951	Food Service
54	Velez	Jorge	Outreach Worker	100%	50128	33,978	33,978	Special
55	Arminio	Carol	General Worker	100%	50126	21,285	30,863	Food Service
56	Smith	Nathan	Asst Teacher S/Ed Ages 3-5	100%	50128	20,773	20,773	General
57	Ortiz	Derlene	Teacher-Speech And Hearing	25%	50115	19,576	20,475	General
58	Smith	Joshua	Asst Teacher Kdg	100%	50128	28,204	28,204	Special
59	Hurtado	Ingrid	Asst Teacher Bilingual Kdg	100%	50128	27,250	27,250	Special
60	Waters	Becky	Teacher-Talented And Gifted	20%	50115	12,667	13,236	General
61	Bruno	Jeannette	General Worker	100%	50126	13,099	18,994	Food Service
62	Pritchett	Earnest	General Worker	100%	50126	10,643	15,432	Food Service
63	Santiago	Laura	General Worker	100%	50126	10,643	15,432	Food Service
64	Gantenbein	Patricia	Teacher-Instruct. Coach Other	10%	50115	11,910	12,655	Special
65	Acuna-Torres	Carmen	Parent Liaison Worker	20%	50128	8,836	8,836	Special



## West Rock Authors Academy Magnet

### General Fund Allocation

### Methodology

Enrollment x Per Pupil

K-8 Base Student Funding	\$586,468	=	168	X	\$3,491
9-12 Base Student Funding	\$0	=	-	X	3,840
Family Income Based Funding	167,562	=	120	X	1,396
Student Mobility Funding	16,756	=	12	X	1,396
English Learners Funding	19,898	=	16	X	1,244
Special Education Funding	22,342	=	15	X	1,489
District-Directed Funds	-				
<b>Total General Funds Allocation</b>	<b>\$813,026</b>				
Proposed Interdistrict Allocation	\$1,073,843				
Staff Paid from Non-School Sources (ex. Special Funds, Itinerant)	808,845				
Year One - Phase in Adjustment	(67,307)				
Other Supplemental Funding	-				
Open Choice or Tuition if Applicable	27,600				
<b>Total FY17 Budget Allocation</b>	<b>\$2,656,007</b>				
Total Enrollment	256				
Budget Per Pupil	<b>\$10,375</b>				

Note: General Funding Enrollment is based on Resident K-12 Students.

ELL and Special Education Per Pupils are blended rates of multiple categories.

West Rock Authors Academy Magnet							Salary Totals:		
							FY 16	FY 17	
							\$ 2,226,343	\$ 2,272,813	
Count	Last Name	First Name	Title	% At School	ORG	Object	Salary15-16	Salary 16-17	Fund Type
1	Bannon	Rosalyn	Principal	100%	19044049	50113	\$ 140,655	\$ 143,649	General
2	Rao-Pitoniak	Elisa	Teacher-Instruc. Coach Literac	100%	25115678	50115	113,539	118,752	Special
3	Clark	Maria	Teacher-Instruc. Coach Other	100%	19042049	50115	72,916	75,840	General
4	Ponzio	Pasquale	Teacher-Remedial Rdg/Lang Arts	100%	27041349	50115	69,038	71,933	ID
5	Hodge	Cynthia	Teacher-Mag.Res.-Elementary	100%	27041049	50115	65,935	68,810	ID
6	Tafuto	Dominic	Teacher-Physical Education	100%	19040349	50115	63,334	66,180	General
7	Ruszkowski	Karen	Teacher-Kindergarten	100%	19041049	50115	63,334	66,180	General
8	Pileggi	Michelle	Teacher-Kindergarten	100%	19041049	50115	63,334	66,180	General
9	Kilkelly	Jennifer	Teacher-Reading	100%	25466150	50115	88,333	91,834	Special
10	Scott	William	Teacher-Climate Specialist	100%	25486084	50115	85,261	85,261	Special
11	Lewis	Bennie	Building Manager	100%	19047449	50121	54,808	55,904	General
12	Dicenzo	Lauren	Teacher-Special Ed	100%	19049049	50115	54,006	54,006	General
13	Piraneo	Michael	Teacher-Music	100%	19042249	50115	53,938	53,938	General
14	Giardini	Nicole	Teacher-School Social Worker	100%	25466150	50115	75,694	75,694	Special
15	Mcelveen	Byron	Assistant Building Manager	100%	19047449	50121	48,836	49,813	General
16	Brodach	Andrea	Teacher-Grade 1	100%	27041049	50115	49,601	49,601	ID
17	Sklanka	Dina	Teacher-Grade 1	100%	27041049	50115	49,601	49,601	ID
18	Escobar	Michelle	Teacher-Grade 1	100%	19041049	50115	49,601	49,601	General
19	Darling	Lindsay	Teacher-Special Ed	100%	19049049	50115	47,551	47,551	General
20	Vessicchio	Tori	Teacher-Pre-K	100%	27041049	50115	47,551	47,551	ID
21	Cicarelli	Francesca	Teacher-Grade 4	100%	27041049	50115	47,551	47,551	ID
22	Todisco	Amy	Teacher-Grade 2	100%	27041049	50115	47,551	47,551	ID
23	Joseph	Alexandra	Teacher-Special Ed K-8	100%	19049049	50115	47,408	47,408	General
24	Mattei	Tyna	Teacher-Co-Teacher Elementary	100%	19046000	50115	45,953	45,953	General
25	Moore	Kayla	Teacher-Kindergarten	100%	19041049	50115	45,357	45,357	General
26	Celestino	Taylor	Teacher-Co-Teacher Elementary	100%	25466150	50115	65,768	65,768	Special
27	Esposito	Stephanie	Teacher-Grade 2	100%	27041049	50115	45,357	45,357	ID
28	Mikulak	Lauren	Teacher-Grade 2	100%	19041049	50115	45,357	45,357	General
29	Kane	Tierney	Teacher-Grade 3	100%	27041049	50115	43,759	43,759	ID
30	Fusco	Nicholas	Comp.Lab Tech/Coor. 10 Mos	100%	27041049	50118	40,990	40,990	ID



## West Rock Authors Academy Magnet

### Full-Time Salaries

General Fund and Interdistrict Salaries	\$1,671,950
Special Funds Actual + Benefits	551,058
Food Service	49,805
<b>Total Salaries</b>	<b>\$2,272,813</b>

Non-Personel (Supplies, Materials, etc.)	239,319
Part-Time	110,222
<b>Total Budget</b>	<b>\$2,622,354</b>

Total Enrollment	256
Budget Per Pupil	<b>\$10,244</b>

Count	Last Name	First Name	Title	% At School	Object	Salary Totals:		Fund Type
						FY 16	FY 17	
						\$ 2,226,343	\$ 2,272,813	
						Salary15-16	Salary 16-17	
1	Bannon	Rosalyn	Principal	100%	50113	\$ 140,655	\$ 143,649	General
2	Rao-Pitoniak	Elisa	Teacher-Instruc. Coach Literac	100%	50115	113,539	118,752	Special
3	Clark	Maria	Teacher-Instruc. Coach Other	100%	50115	72,916	75,840	General
4	Ponzio	Pasquale	Teacher-Remedial Rdg/Lang Arts	100%	50115	69,038	71,933	ID
5	Hodge	Cynthia	Teacher-Mag.Res.-Elementary	100%	50115	65,935	68,810	ID
6	Tafuto	Dominic	Teacher-Physical Education	100%	50115	63,334	66,180	General
7	Ruszkowski	Karen	Teacher-Kindergarten	100%	50115	63,334	66,180	General
8	Pileggi	Michelle	Teacher-Kindergarten	100%	50115	63,334	66,180	General
9	Kilkelly	Jennifer	Teacher-Reading	100%	50115	88,333	91,834	Special
10	Scott	William	Teacher-Climate Specialist	100%	50115	85,261	85,261	Special
11	Lewis	Bennie	Building Manager	100%	50121	54,808	55,904	General
12	Dicenzo	Lauren	Teacher-Special Ed	100%	50115	54,006	54,006	General
13	Piraneo	Michael	Teacher-Music	100%	50115	53,938	53,938	General
14	Giardini	Nicole	Teacher-School Social Worker	100%	50115	75,694	75,694	Special
15	McElveen	Byron	Assistant Building Manager	100%	50121	48,836	49,813	General
16	Brodach	Andrea	Teacher-Grade 1	100%	50115	49,601	49,601	ID
17	Sklinka	Dina	Teacher-Grade 1	100%	50115	49,601	49,601	ID
18	Escobar	Michelle	Teacher-Grade 1	100%	50115	49,601	49,601	General
19	Darling	Lindsay	Teacher-Special Ed	100%	50115	47,551	47,551	General
20	Vessicchio	Tori	Teacher-Pre-K	100%	50115	47,551	47,551	ID
21	Cicarelli	Francesca	Teacher-Grade 4	100%	50115	47,551	47,551	ID
22	Todisco	Amy	Teacher-Grade 2	100%	50115	47,551	47,551	ID
23	Joseph	Alexandra	Teacher-Special Ed K-8	100%	50115	47,408	47,408	General
24	Mattei	Tyna	Teacher-Co-Teacher Elementary	100%	50115	45,953	45,953	General
25	Moore	Kayla	Teacher-Kindergarten	100%	50115	45,357	45,357	General
26	Celestino	Taylor	Teacher-Co-Teacher Elementary	100%	50115	65,768	65,768	Special
27	Esposito	Stephanie	Teacher-Grade 2	100%	50115	45,357	45,357	ID
28	Mikulak	Lauren	Teacher-Grade 2	100%	50115	45,357	45,357	General
29	Kane	Tierney	Teacher-Grade 3	100%	50115	43,759	43,759	ID
30	Fusco	Nicholas	Comp.Lab Tech/Coor. 10 Mos	100%	50118	40,990	40,990	ID
31	Brown	Karen	In House Suspension Worker	100%	50128	56,438	56,438	Special
32	Perry-Lambert	Eva	Clerk Typist 10 Month Boe	100%	50124	31,570	31,570	ID
33	Kyei	Stacy	School Security Officer 10 Mos	100%	50127	27,602	27,602	General
34	Mcgee	Tikeisha	Asst Teacher S/Ed Ages 3-5	100%	50128	24,272	24,272	General
35	Walker	Donna	Cook/Lead	100%	50126	22,887	33,186	Food Service
36	Esposito	Lori	Asst Teacher Pre-K	100%	50128	22,093	22,093	ID
37	Maldonado	Virginia	Asst Teacher S/Ed Ages 3-5	100%	50128	21,430	21,430	General
38	Freeman	Jocelyn	Asst Teacher Pre K/Special Ed	100%	50128	20,115	20,115	General
39	Labbate	Sara	Asst Teacher Kdg	100%	50128	20,115	20,115	ID
40	Winfrey	Sharon	Asst Teacher Grade 1	100%	50128	20,115	20,115	ID

Count	Last Name	First Name	Title	% At School	Object	Salary15-16	Salary 16-17	Fund Type
41	Carolan	Cassandra	Asst Teacher Kdg	100%	50128	20,115	20,115	ID
42	Johnson	Destiny	Asst Teacher Grade 1	100%	50128	28,204	28,204	Special
43	Meduffie-Vines	Russhell	Asst Teacher Grade 1	100%	50128	19,451	19,451	ID
44	Salati	Annemarie	Asst Teacher Kdg	100%	50128	19,451	19,451	ID
45	Natal	Jacqueline	General Worker	100%	50126	11,461	16,618	Food Service
46	Hunter	Augustine	Parent Involvement Coordinator	25%	50135	16,436	16,436	Special
47	Atkinson	Ronald	Drop Out Prevention (261 Days)	20%	50119	12,670	12,670	Special

## Wexler-Grant School

### General Fund Allocation

### Methodology

Enrollment x Per Pupil

K-8 Base Student Funding	\$1,508,061	=	432	X	\$3,491
9-12 Base Student Funding	\$0	=	-	X	3,840
Family Income Based Funding	351,881	=	252	X	1,396
Student Mobility Funding	87,970	=	63	X	1,396
English Learners Funding	22,342	=	20	X	1,117
Special Education Funding	86,574	=	61	X	1,419
District-Directed Funds	-				
<b>Total General Funds Allocation</b>	<b>\$2,056,828</b>				
Proposed Interdistrict Allocation	\$0				
Staff Paid from Non-School Sources (ex. Special Funds, Itinerant)	1,450,155				
Year One - Phase in Adjustment	(129,594)				
Other Supplemental Funding	-				
Open Choice or Tuition if Applicable	-				
<b>Total FY17 Budget Allocation</b>	<b>\$3,377,389</b>				
Total Enrollment	467				
Budget Per Pupil	\$7,232				

Note: General Funding Enrollment is based on Resident K-12 Students.

ELL and Special Education Per Pupils are blended rates of multiple categories.

Wexler-Grant School							Salary Totals:		FY 16	FY 17
Count	Last Name	First Name	Title	% At School	ORG	Object	Salary15-16	Salary 16-17	Fund Type	
1	Breland	Sabrina	Principal	100%	19044032	50113	\$ 140,655	\$ 143,649	General	
2	Ellison	Tianko	Assistant Principal	100%	19044032	50113	114,405	114,405	General	
3	Flynn	Susan	Teacher-Instruct. Coach Math	100%	25315256	50115	124,375	126,550	Special	
4	Schneider	Jason	Teacher-Social Studies Gr. 5/8	100%	19041532	50115	81,989	84,851	General	
5	Chernovetz	Bradford	Teacher-Mathematics	100%	19041032	50115	69,038	71,933	General	
6	Torello	Kimberly	Teacher-Literacy Coaching Spec	100%	25315256	50115	99,775	103,956	Special	
7	Luck	Rhonda	Teacher-Grade 1	100%	19041032	50115	66,180	69,038	General	
8	Williams	Robyne	Teacher-Grade 3	100%	19041032	50115	66,180	69,038	General	
9	Oji	Alexander	Teacher-Kindergarten	100%	19041032	50115	65,935	68,810	General	
10	Hill	Nancy	Teacher-School Social Worker	80%	19049398	50115	65,591	67,881	General	
11	French	Allison	Teacher-Grade 6	100%	19041032	50115	63,334	66,180	General	
12	Phipps	Meredit	Teacher-Grade 2	100%	19041032	50115	63,513	65,935	General	
13	Stewart	Dianne	Teacher-Special Ed K-8	100%	19049032	50115	60,919	63,334	General	
14	Ciarcia	Jennifer	Teacher-Special Ed K-8	100%	25045034	50115	88,333	91,834	Special	
15	Nagle	Raymond	Teacher-Grade 6	100%	19041032	50115	60,919	63,334	General	
16	Pritchett	Gracienne	Teacher-Special Ed K-8	100%	19049032	50115	58,523	60,919	General	
17	Wardlaw	Laura	Teacher-Kindergarten	100%	19041032	50115	56,199	56,199	General	
18	Borelli	Joseph	Building Manager	100%	19047432	50121	54,808	55,904	General	
19	Rosenbloom	Alicia	Teacher-Instruct. Coach Other	100%	19042032	50115	54,006	54,006	General	
20	Rattley	Michael	Teacher-School Psychologist	60%	19049198	50115	53,093	53,993	General	
21	Keniry	Kimberly	Teacher-Special Ed K-8	100%	19049032	50115	53,938	53,938	General	
22	Frobel	Melissa	Teacher-Art Grades K-8	100%	19042132	50115	53,938	53,938	General	
23	Nusdeu	Lorraine	Teacher-Grade 3	100%	19041032	50115	51,745	51,745	General	
24	Morton	Mia	Teacher-Math Grade 5/8	100%	19041132	50115	51,745	51,745	General	
25	D'Elia	Erin	Teacher-Lib/Media Specialist	100%	19042032	50115	51,740	51,740	General	
26	Sorrentino	Alexis	Teacher-Grade 4	100%	19041032	50115	51,740	51,740	General	
27	Vaiuso	Michele	Teacher-Grade 2	100%	19041032	50115	51,740	51,740	General	
28	Taylor	Alicia	Teacher-School Social Worker	100%	25316167	50115	72,719	72,719	Special	
29	Brantley	Jacqueline	Assistant Building Manager	100%	19047432	50121	48,836	49,813	General	
30	Handy	Aiden	Teacher-Integrated Lang. Arts	100%	19041632	50115	49,601	49,601	General	



## Wexler-Grant School

### Full-Time Salaries

General Fund and Interdistrict Salaries	\$2,387,990
Special Funds Actual + Benefits	684,256
Food Service	88,182
<b>Total Salaries</b>	<b>\$3,160,429</b>

Non-Personel (Supplies, Materials, etc.)	119,021
Part-Time	33,142
<b>Total Budget</b>	<b>\$3,312,592</b>

Total Enrollment	467
Budget Per Pupil	<b>\$7,093</b>

Count	Last Name	First Name	Title	% At School	Object	Salary Totals:		Fund Type
						FY 16 \$ 3,083,589	FY 17 \$ 3,160,429	
1	Breland	Sabrina	Principal	100%	50113	\$ 140,655	\$ 143,649	General
2	Ellison	Tianko	Assistant Principal	100%	50113	114,405	114,405	General
3	Flynn	Susan	Teacher-Instruct. Coach Math	100%	50115	124,375	126,550	Special
4	Schneider	Jason	Teacher-Social Studies Gr. 5/8	100%	50115	81,989	84,851	General
5	Chernovetz	Bradford	Teacher-Mathematics	100%	50115	69,038	71,933	General
6	Torello	Kimberly	Teacher-Literacy Coaching Spec	100%	50115	99,775	103,956	Special
7	Luck	Rhonda	Teacher-Grade 1	100%	50115	66,180	69,038	General
8	Williams	Robynee	Teacher-Grade 3	100%	50115	66,180	69,038	General
9	Oji	Alexander	Teacher-Kindergarten	100%	50115	65,935	68,810	General
10	Hill	Nancy	Teacher-School Social Worker	80%	50115	65,591	67,881	General
11	French	Allison	Teacher-Grade 6	100%	50115	63,334	66,180	General
12	Phipps	Meredith	Teacher-Grade 2	100%	50115	63,513	65,935	General
13	Stewart	Dianne	Teacher-Special Ed K-8	100%	50115	60,919	63,334	General
14	Ciarcia	Jennifer	Teacher-Special Ed K-8	100%	50115	88,333	91,834	Special
15	Nagle	Raymond	Teacher-Grade 6	100%	50115	60,919	63,334	General
16	Pritchett	Gracienne	Teacher-Special Ed K-8	100%	50115	58,523	60,919	General
17	Wardlaw	Laura	Teacher-Kindergarten	100%	50115	56,199	56,199	General
18	Borelli	Joseph	Building Manager	100%	50121	54,808	55,904	General
19	Rosenbloom	Alicia	Teacher-Instruct. Coach Other	100%	50115	54,006	54,006	General
20	Rattley	Michael	Teacher-School Psychologist	60%	50115	53,093	53,993	General
21	Keniry	Kimberly	Teacher-Special Ed K-8	100%	50115	53,938	53,938	General
22	Frobel	Melissa	Teacher-Art Grades K-8	100%	50115	53,938	53,938	General
23	Nusdeu	Lorraine	Teacher-Grade 3	100%	50115	51,745	51,745	General
24	Morton	Mia	Teacher-Math Grade 5/8	100%	50115	51,745	51,745	General
25	D'Elia	Erin	Teacher-Lib/Media Specialist	100%	50115	51,740	51,740	General
26	Sorrentino	Alexis	Teacher-Grade 4	100%	50115	51,740	51,740	General
27	Vaiuso	Michele	Teacher-Grade 2	100%	50115	51,740	51,740	General
28	Taylor	Alicia	Teacher-School Social Worker	100%	50115	72,719	72,719	Special
29	Brantley	Jacqueline	Assistant Building Manager	100%	50121	48,836	49,813	General
30	Handy	Aiden	Teacher-Integrated Lang. Arts	100%	50115	49,601	49,601	General
31	Niedmann	Sarah	Teacher-Grade 5	100%	50115	49,601	49,601	General
32	Hosen	Jane	Teacher-Grade 1	100%	50115	49,546	49,546	General
33	Prunzion	Cheryl	Teacher-Music Grades K-8	100%	50115	49,546	49,546	General
34	Blair	Kelly	Teacher-Grade 4	100%	50115	47,551	47,551	General
35	Pappa	Kimberlee	Teacher-Grade 5	100%	50115	47,551	47,551	General
36	Alford	Yosheka	Teacher-Guidance Counselor	100%	50115	47,551	47,551	General
37	Larcom	Gina	Teacher-Grade 6	100%	50115	45,953	45,953	General
38	Farrell	Jessica	Teacher-Science Grades 5/8	100%	50115	43,759	43,759	General
39	Brown	Elisha	Site Coordinator	100%	50135	62,434	62,434	Special
40	Pittman	Debbie	Clerk Typist 12 Months Boe	100%	50124	42,441	42,441	General





## Wilbur Cross High School

### General Fund Allocation

### Methodology

Enrollment x Per Pupil

K-8 Base Student Funding	\$0	=	-	X	\$3,491
9-12 Base Student Funding	\$5,863,635	=	1,527	X	3,840
Family Income Based Funding	942,538	=	675	X	1,396
Student Mobility Funding	152,202	=	109	X	1,396
English Learners Funding	278,223	=	271	X	1,027
Special Education Funding	374,223	=	227	X	1,649
District-Directed Funds	1,791,742				
<b>Total General Funds Allocation</b>	<b>\$9,402,564</b>				
Proposed Interdistrict Allocation	\$0				
Staff Paid from Non-School Sources (ex. Special Funds, Itinerant)	2,416,648				
Year One - Phase in Adjustment	106,302				
Other Supplemental Funding	150,000				
Open Choice or Tuition if Applicable	-				
<b>Total FY17 Budget Allocation</b>	<b>\$12,075,514</b>				
Total Enrollment	1,546				
Budget Per Pupil	<b>\$7,811</b>				

Note: General Funding Enrollment is based on Resident K-12 Students.

ELL and Special Education Per Pupils are blended rates of multiple categories.

Wilbur Cross High School							Salary Totals:		
							FY 16	FY 17	
							\$11,348,615	\$11,668,198	
Count	Last Name	First Name	Title	% At School	ORG	Object	Salary15-16	Salary 16-17	Fund Type
1	Johnson	Edith	Principal	100%	19044061	50113	\$ 143,721	\$ 149,195	General
2	Bonilla	Myrta	Assistant Principal	100%	19044061	50113	122,447	125,018	General
3	Joyner	Monica	Assistant Principal	100%	19044061	50113	118,931	124,018	General
4	Sweeting	Mark	Assistant Principal	100%	19044061	50113	119,662	122,233	General
5	Natalino	Dina	Assistant Principal	100%	19044061	50113	119,542	122,233	General
6	Brillante	Ann	Assistant Principal	100%	19044061	50113	118,883	121,454	General
7	Potocsky	Marc	Assistant Principal	100%	19044061	50113	114,079	118,654	General
8	Bright	Gwendolyn	Teacher-Mathematics	100%	19041161	50115	89,239	89,989	General
9	Rodriguez	Gloria	Teacher-History/Social Studies	100%	19041561	50115	89,239	89,989	General
10	Steele	Joseph	Teacher-History/Social Studies	100%	19041561	50115	89,239	89,989	General
11	Frechette	Jennifer	Teacher-Theater/Drama	100%	19042161	50115	84,851	89,989	General
12	Demasi	Maria	Teacher-Special Ed	100%	19049061	50115	88,489	89,989	General
13	Bonanno	Karen	Teacher-Special Ed	100%	19049061	50115	89,239	89,989	General
14	Walker	Sandra	Teacher-School Social Worker	100%	19049361	50115	88,489	89,989	General
15	Gibbons	Alan	Teacher-Tesol	100%	25476103	50115	123,034	130,484	Special
16	Karell	Justo	Teacher-Tesol	100%	19041261	50115	85,776	87,276	General
17	Chillemi	Mary Jayne	Teacher-Tesol	100%	19041261	50115	85,776	87,276	General
18	Acquavita	John	Teacher-Dev. Reading/9-12	100%	19041361	50115	85,776	87,276	General
19	Ballek	Robert	Teacher-Science	100%	19041461	50115	85,776	87,276	General
20	Ben-Salahuddin	Tariq	Teacher-History/Social Studies	100%	19041561	50115	85,776	87,276	General
21	Forselius	Erik	Teacher-History/Social Studies	100%	19041561	50115	85,776	87,276	General
22	Meadows	Alfred	Teacher-History/Social Studies	100%	19041561	50115	85,776	87,276	General
23	Donlan	Nancy	Teacher-Art	100%	19042161	50115	86,526	87,276	General
24	Alderman	Kendall	Teacher-Music	100%	19042261	50115	82,138	87,276	General
25	Pendziwater	Ursula	Teacher-Special Ed	100%	19049016	50115	85,776	87,276	General
26	Maloney	Mary	Teacher-Special Ed	100%	19049061	50115	85,776	87,276	General
27	Lane	Mary	Teacher-Special Ed	100%	19049061	50115	86,526	87,276	General
28	Houghton	Harold	Teacher-Special Ed	100%	19049061	50115	85,776	87,276	General
29	James	Nancy	Teacher-Special Ed	100%	19049061	50115	86,526	87,276	General
30	Selearis	Michael	Teacher-Science	100%	19041461	50115	83,500	85,000	General

Wilbur Cross High School							Salary Totals:		
							FY 16	FY 17	
							\$11,348,615	\$11,668,198	
Count	Last Name	First Name	Title	% At School	ORG	Object	Salary15-16	Salary 16-17	Fund Type
31	Sansone	Anthony	Teacher-Technology Education	100%	19042661	50115	84,250	85,000	General
32	Perlroth	Judith	Teacher-Special Ed	100%	19049061	50115	84,250	85,000	General
33	Martinez	Damaris	Teacher-Special Ed	100%	19049061	50115	84,250	85,000	General
34	Toomey	Nancy	Teacher-Science	100%	19041461	50115	81,989	84,851	General
35	Roland	William	Teacher-Special Ed	100%	19049061	50115	81,989	84,851	General
36	De Alejos	Susan	Teacher-Special Ed	100%	19049061	50115	81,989	84,851	General
37	Vargas-Thomas	Rosa	Teacher-School Social Worker	100%	19049361	50115	81,989	84,851	General
38	Kleinfeld	Barry	Teacher-Mathematics	100%	19041161	50115	79,276	82,138	General
39	Berlin	Cynthia	Teacher-Science	100%	19041461	50115	79,276	82,138	General
40	Dest	Stephen	Teacher-History/Social Studies	100%	19041561	50115	79,276	82,138	General
41	Gara	Gary	Teacher-Technology Education	100%	19042661	50115	78,303	81,898	General
42	Legere	Carl	Teacher-School Psychologist	90%	19049198	50115	80,315	80,990	General
43	Puklin	Lucia	Teacher-Reading	100%	19041361	50115	75,605	79,276	General
44	Anderson	Kimberly	Teacher-English	100%	19041661	50115	75,605	79,276	General
45	Sasso	Barbara	Teacher-English	100%	19041661	50115	75,605	79,276	General
46	O'Brien	Virginia	Teacher-Business	100%	19042361	50115	75,605	79,276	General
47	Hulin	Bernard	Teacher-Science	100%	19041461	50115	75,840	78,804	General
48	Kissel	Stephen	Teacher-Science	100%	19041461	50115	78,804	78,804	General
49	Bertola Emerson	Adriana	Teacher-Foreign Language	100%	19041761	50115	74,617	78,303	General
50	Pellino	Melissa	Teacher-Special Ed	100%	19049061	50115	74,617	78,303	General
51	Lapidus	Lisa	Teacehr-Social Studies 10Th Gr	100%	25476103	50115	108,195	113,539	Special
52	Criscuolo	Raymond	Teacher-Science	100%	19041461	50115	71,933	75,605	General
53	O'Lynnger	William	Teacher-English	100%	19041661	50115	71,933	75,605	General
54	Huckabey	Deresa	Teacher-Foreign Language	100%	19041761	50115	71,933	75,605	General
55	Yanyac	Ashley	Teacher-Business	100%	19042361	50115	71,694	74,617	General
56	Hickey	David	Teacher-Business	100%	19042361	50115	69,676	73,338	General
57	Brochin	James	Teacher-History/Social Studies	100%	19041561	50115	69,998	72,916	General
58	Monahan	Katherine	Teacher-Guidance Counselor	100%	19042061	50115	69,038	71,933	General
59	Bellantoni	James	Teacher-Business	100%	19042361	50115	69,038	71,933	General
60	Giordano	Tania Maria	Teacher-Art	100%	19042161	50115	68,810	71,694	General
61	Valus	John	Teacher-Home Economics	100%	19042561	50115	66,803	69,676	General
62	Delucia	Salvatore	Teacher-English	100%	19041661	50115	66,180	69,038	General
63	Clampitt	Cynthia	Teacher-Tesol	100%	19041261	50115	65,935	68,810	General
64	Akella	Somi Devi	Teacher-Science	100%	19041461	50115	65,935	68,810	General
65	Memullen	Mary	Teacher-Lib/Media Specialist	100%	19042061	50115	65,935	68,810	General
66	Gonzalez	Joseph	Teacher-Business	100%	19042361	50115	65,935	68,810	General
67	Cofrancesco	Mark	Teacher-Vocational Education	100%	19042961	50115	63,966	66,803	General
68	Demayo	Tracy	Teacher-Physical Education	100%	19040361	50115	63,334	66,180	General
69	Angotta	Kimberly	Teacher-Mathematics	100%	19041161	50115	63,334	66,180	General
70	Nebouvaio	Irina	Teacher-Mathematics	100%	19041161	50115	63,334	66,180	General
71	O'Leary	Carl	Teacher-Dev. Reading/9-12	100%	19041361	50115	63,334	66,180	General
72	Woodland	Charlene	Teacher-Science	100%	19041461	50115	63,334	66,180	General
73	Quinn	Brendan	Teacher-History/Social Studies	100%	19041561	50115	63,334	66,180	General
74	Burke	Jennifer	Teacher-Guidance Counselor	100%	19042061	50115	63,334	66,180	General
75	Lawrence	Patrick	Teacher-Art	100%	19042161	50115	63,334	66,180	General
76	Grant	Linda	Teacher-Guidance Counselor	100%	19046161	50115	63,334	66,180	General
77	Grindrod	Brian	Teacehr-Social Studies 10Th Gr	100%	25476103	50115	92,094	95,606	Special
78	Palmieri	Kristin	Teacher-English	100%	19041661	50115	61,141	63,966	General
79	Negron	Hector	Teacher-Foreign Language	100%	19041761	50115	61,141	63,966	General
80	Marquez	Samuel	Teacher-Foreign Language	100%	19041761	50115	61,141	63,966	General
81	Vaiuso	Samara	Teacher-Art	100%	19042161	50115	61,141	63,966	General
82	King-Evans	Noshina	Teacher-Special Ed	100%	19049061	50115	61,124	63,513	General
83	Gale	Travis	Teacher-Physical Education	100%	19040361	50115	60,919	63,334	General
84	Kazienko	Elena	Teacher-Art Grades K-8	100%	19042161	50115	60,919	63,334	General
85	Wray	Xiomara	Teacher-Foreign Language	100%	25476103	50115	88,333	91,834	Special
86	Cobb	Rochelle	Teacher-English	100%	19041661	50115	58,523	60,919	General
87	Storey	Danielle	Teacher-Music	100%	19042261	50115	58,523	60,919	General
88	Bartone	Debbie	Teacher-Guidance Counselor	100%	19046161	50115	58,801	58,801	General
89	De Morro	James	Teacher-School Psychologist	100%	19049161	50115	58,801	58,801	General
90	Lipinski	Kevin	Teacher-History/Social Studies	100%	19041561	50115	56,329	58,719	General
91	Barnes	Jeremy	Teacher-Music	100%	19042261	50115	56,329	58,719	General
92	Bradshaw	Nathaniel	Teacher-Home Economics	100%	19042561	50115	56,329	58,719	General
93	Fischer	Megan	Teacher-Science	100%	19041461	50115	56,267	56,267	General
94	Farrell	Jeff	Teacher-Physical Education	100%	19040361	50115	56,199	56,199	General
95	Gates	Katherine	Teacher-Physical Education	100%	19040361	50115	56,199	56,199	General
96	Billy	Antoine	Teacher-Mathematics	100%	19041161	50115	56,199	56,199	General
97	Charles	Jeffrey	Teacher-Mathematics	100%	19041161	50115	56,199	56,199	General
98	Ploss	Carl	Teacher-Foreign Language	100%	19041761	50115	56,199	56,199	General

Wilbur Cross High School							Salary Totals:		
							FY 16	FY 17	
							\$11,348,615	\$11,668,198	
Count	Last Name	First Name	Title	% At School	ORG	Object	Salary15-16	Salary 16-17	Fund Type
99	Pechette	James	Teacher-Guidance Counselor	100%	19046161	50115	56,199	56,199	General
100	Bednar	Donna	Teacher-Science	100%	25476103	50115	78,796	78,796	Special
101	Padro	Liudmila	Teacher-Tesol	100%	19041261	50115	54,006	54,006	General
102	Mckinney	William	Teacher-Mathematics	100%	19041161	50115	53,938	53,938	General
103	Marques	Joao	Teacher-History/Social Studies	100%	19041561	50115	53,938	53,938	General
104	Dima	Mihaela	Teacher-English	100%	19041661	50115	53,938	53,938	General
105	Munson	Maria	Teacher-Foreign Language	100%	19041761	50115	53,938	53,938	General
106	Flanagan	Brian	Teacher-Guidance Counselor	100%	19046161	50115	53,938	53,938	General
107	Lassek	Victoria	Teacher-Mathematics	100%	19041161	50115	51,740	51,740	General
108	Lawrence	Justin	Teacher-Science	100%	19041461	50115	51,740	51,740	General
109	Joshi	Savita	Teacher-Science	100%	19041461	50115	51,740	51,740	General
110	Adamczyk	Lisa	Teacher-Science	100%	19041461	50115	51,740	51,740	General
111	Pernal	Nicole	Teacher-English	100%	19041661	50115	51,740	51,740	General
112	Chester	Lisa	Teacher-English	100%	19041661	50115	51,740	51,740	General
113	Loureiro	Christopher	Teacher-English	100%	19041661	50115	51,740	51,740	General
114	Palitz Nelken	Akimi	Teacher-English	100%	19041661	50115	51,740	51,740	General
115	Lopez	Raquel	Teacher-English	100%	19041661	50115	51,740	51,740	General
116	Aceto	Lauren	Teacher-Mathematics	100%	19041161	50115	49,601	49,601	General
117	Torre	Koren	Teacher-History/Social Studies	100%	25476103	50115	71,921	71,921	Special
118	Mack	Lanna	Teacher-Business	100%	25476103	50115	71,921	71,921	Special
119	Roberts	Christopher	Teacher-Physical Education	100%	19040361	50115	49,546	49,546	General
120	Wallace	Cordell	Teacher-Mathematics	100%	19041161	50115	49,546	49,546	General
121	Williams	Kayla	Teacher-English	100%	19041661	50115	49,546	49,546	General
122	Soares	Jaime	Teacher-English	100%	19041661	50115	49,546	49,546	General
123	O'Lynnger	Kristin	Teacher-English	100%	19041661	50115	49,546	49,546	General
124	Fee	Robert	Teacher-English	100%	19042061	50115	49,546	49,546	General
125	Lawrence	Kimberly	Teacher-Special Ed	100%	19049061	50115	49,546	49,546	General
126	Morrison	Kathleen	Teacher-Mathematics	100%	19041146	50115	49,546	49,546	General
127	Shyam	Aparna	Teacher-Mathematics	100%	19041161	50115	47,551	47,551	General
128	Lukos	Michelle	Teacher-History/Social Studies	100%	19041561	50115	47,551	47,551	General
129	Demsky	Elizabeth	Teacher-Guidance Counselor	100%	19042061	50115	47,551	47,551	General
130	Crocco	Jacqueline	Teacher-Mathematics	100%	19041161	50115	47,408	47,408	General
131	Wodatch	Peter	Teacher-Science	100%	19041461	50115	47,408	47,408	General
132	Gomez	Anthony	Teacher-Foreign Language	100%	25476103	50115	68,742	68,742	Special
133	Perez-Estrada	Mary	Teacher-Foreign Language	100%	19041700	50115	45,953	45,953	General
134	Iaquinto	Mary	Teacher-Foreign Language	0%	19061400	50115	45,953	45,953	General
135	Protz	Steven	Teacher-Mathematics	100%	19041161	50115	45,953	45,953	General
136	Otero	Iris	Teacher-Guidance Counselor	100%	19046161	50115	45,953	45,953	General
137	Helmke	Danielle	Teacher-Special Ed	100%	19049061	50115	45,953	45,953	General
138	Giglio	David	Teacher-History/Social Studies	100%	19041500	50115	45,953	45,953	General
139	Meyer	Jordan	Teacher-Science	100%	19041461	50115	45,357	45,357	General
140	Farfone	Melissa	Teacher-Foreign Language	100%	19041761	50115	45,357	45,357	General
141	Latella	Anthony	Teacher-Mathematics	100%	19041161	50115	43,759	43,759	General
142	Wuetrich	Kaitlyn	Teacher-Mathematics	100%	19041161	50115	43,759	43,759	General
143	Dahm	Caroline	Teacher-Science	100%	19041461	50115	43,759	43,759	General
144	Roberge	Elisia	Teacher-English	100%	25476103	50115	63,451	63,451	Special
145	Carthens	Earl	Drop Out Prevention (261 Days)	100%	25795319	50119	63,351	63,351	Special
146	Dean	Deborah	School Business Manager-10 Mos	100%	19041061	50118	43,491	43,491	General
147	Garrett	Lisa	Chief Clerk	100%	19041061	50124	41,207	41,207	General
148	Bauer	Melanie	Comm School Bldg Leader	100%	25476103	50118	59,407	59,407	Special
149	Moody	Aaron	Drop Out Prevention (261 Days)	100%	25795319	50119	58,541	58,541	Special
150	Bazinet	Heather	Teacher-Speech And Hearing	50%	19049298	50115	37,309	39,152	General
151	Lindsay	Desiree	In House Suspension Worker	100%	19041061	50120	38,923	38,923	General
152	Giannopoulos	Angeliki	Teacher-Foreign Language	0%	19041761	50115	38,262	38,262	General
153	Fortier	Janet	Clerk Typist 12 Months Boe	100%	19041061	50124	37,883	37,883	General
154	Nuzzo	Ann	Teacher-45% Time	100%	19049061	50115	37,632	37,632	General
155	Washington	Avery	Student Retention Spec. 10 Mos	100%	19043361	50128	31,824	31,824	General
156	Mcclease	Gerald	Student Retention Spec. 10 Mos	100%	25476103	50128	46,145	46,145	Special
157	Horton	Diane	Clerk Typist 10 Month Boe	100%	19041061	50124	31,570	31,570	General
158	Porras	Patricia	Clerk Typist 10 Month Boe	100%	25476103	50124	45,777	45,777	Special
159	Hughes	Ivette	Student Retention Spec. 10 Mos	100%	19043361	50128	30,306	30,306	General
160	Avila	Jose	Student Retention Spec. 10 Mos	100%	19047000	50136	30,306	30,306	General
161	Champion	Shavelle	Teacher-School Social Worker	60%	25476108	50115	43,631	43,631	Special
162	Scott	Eric	Cook/Lead	100%	25215200	50126	27,654	40,098	Food Service
163	Mckenzie	Sydney	School Security Officer 10 Mos	100%	19047361	50127	27,602	27,602	General
164	Maturo	Scott	School Security Officer 10 Mos	100%	19047361	50127	27,602	27,602	General
165	Hicks	Trevor	School Security Officer 10 Mos	100%	19047361	50127	27,602	27,602	General
166	Franchi	Joseph	School Security Officer 10 Mos	100%	19047361	50127	27,602	27,602	General
167	Stewart	Lance	Asst Teacher S/Ed Ages K-8	100%	19049061	50128	25,576	25,576	General
168	Alston	Albert	Asst Teacher S/Ed Ages K-8	100%	19049061	50128	22,757	22,757	General
169	Crespo	Melvin	Drop Out Prevention (261 Days)	50%	25795319	50119	31,675	31,675	Special
170	Streater	Darlene	General Worker	100%	25215200	50126	21,285	30,863	Food Service
171	Ross	Darlene	General Worker	100%	25215200	50126	21,121	30,625	Food Service
172	Gurley	Sheree	Asst Teacher S/Ed Ages K-8	100%	19049061	50128	20,773	20,773	General
173	Lapiana	Donna	Asst Teacher S/Ed Ages K-8	100%	19049061	50128	20,773	20,773	General

							FY 16	FY 17			
							Salary Totals:	\$11,348,615	\$11,668,198		
Count	Last Name	First Name	Title	% At School	ORG	Object	Salary15-16	Salary 16-17	Fund Type		
174	Arcovitch	Donna Marie	Asst Teacher S/Ed Ages K-8	100%	19049061	50128	20,773	20,773	General		
175	Libretti	Barbara	General Worker	100%	25215200	50126	20,303	29,439	Food Service		
176	Santana	Mildred	Asst Teacher S/Ed Ages K-8	100%	19049061	50128	20,115	20,115	General		
177	Kirwin	Lindsay	Asst Teacher S/Ed Ages K-8	100%	19049061	50128	20,115	20,115	General		
178	Boone	Tasha	Asst Teacher S/Ed Ages K-8	100%	19049061	50128	20,115	20,115	General		
179	Digioia	Kathleen	Asst Teacher S/Ed Ages K-8	100%	19049761	50128	20,115	20,115	General		
180	Champion	Shavelle	Teacher-School Social Worker	40%	25476108	50115	29,088	29,088	Special		
181	Peterson	Latrice	Asst Teacher S/Ed High School	100%	19049061	50128	19,451	19,451	General		
182	Sturdivant	Courtney	Asst Teacher-Special Education	100%	19049061	50128	19,451	19,451	General		
183	Foster	Tanya	Asst Teacher-Special Education	100%	19049061	50128	19,451	19,451	General		
184	Aviles	Janet	Asst Teacher S/Ed Ages K-8	100%	19049061	50128	18,793	18,793	General		
185	Morrison	Jasmine	Asst Teacher-Special Education	100%	19049061	50128	18,793	18,793	General		
186	Ulmer	Clayton	Asst Teacher-Special Education	100%	25045034	50128	27,250	27,250	Special		
187	Lachat	Denise	General Worker	100%	25215200	50126	16,864	24,453	Food Service		
188	Richardson	Lillian	General Worker	100%	25215200	50126	15,227	22,079	Food Service		
189	Boyd	Lakeshia	General Worker	80%	25215200	50126	13,754	19,943	Food Service		
190	Switaj	Eugenia	General Worker	100%	25215200	50126	13,590	19,706	Food Service		
191	Esposito	Josephine	General Worker	100%	25215200	50126	13,590	19,706	Food Service		
192	Providence	Shem	General Worker	100%	25215200	50126	10,315	14,957	Food Service		
193	London	Elsie	General Worker	28%	25215200	50126	5,043	7,312	Food Service		

# Wilbur Cross High School

## Full-Time Salaries

General Fund and Interdistrict Salaries	\$10,217,860
Special Funds Actual + Benefits	1,191,158
Food Service	259,181
<b>Total Salaries</b>	<b>\$11,668,198</b>

Non-Personel (Supplies, Materials, etc.)	200,022
Part-Time	110,445
<b>Total Budget</b>	<b>\$11,978,665</b>

Total Enrollment	1,546
Budget Per Pupil	<b>\$7,748</b>

Count	Last Name	First Name	Title	% At School	Object	Salary Totals:		Fund Type
						FY 16 #####	FY 17 #####	
						Salary15-16	Salary 16-17	
1	Johnson	Edith	Principal	100%	50113	\$ 143,721	\$ 149,195	General
2	Bonilla	Myrta	Assistant Principal	100%	50113	122,447	125,018	General
3	Joyner	Monica	Assistant Principal	100%	50113	118,931	124,018	General
4	Sweeting	Mark	Assistant Principal	100%	50113	119,662	122,233	General
5	Natalino	Dina	Assistant Principal	100%	50113	119,542	122,233	General
6	Brillante	Ann	Assistant Principal	100%	50113	118,883	121,454	General
7	Potocsky	Marc	Assistant Principal	100%	50113	114,079	118,654	General
8	Bright	Gwendolyn	Teacher-Mathematics	100%	50115	89,239	89,989	General
9	Rodriguez	Gloria	Teacher-History/Social Studies	100%	50115	89,239	89,989	General
10	Steele	Joseph	Teacher-History/Social Studies	100%	50115	89,239	89,989	General
11	Frechette	Jennifer	Teacher-Theater/Drama	100%	50115	84,851	89,989	General
12	Demasi	Maria	Teacher-Special Ed	100%	50115	88,489	89,989	General
13	Bonanno	Karen	Teacher-Special Ed	100%	50115	89,239	89,989	General
14	Walker	Sandra	Teacher-School Social Worker	100%	50115	88,489	89,989	General
15	Gibbons	Alan	Teacher-Tesol	100%	50115	123,034	130,484	Special
16	Karell	Justo	Teacher-Tesol	100%	50115	85,776	87,276	General
17	Chillemi	Mary Jayne	Teacher-Tesol	100%	50115	85,776	87,276	General
18	Acquavita	John	Teacher-Dev. Reading/9-12	100%	50115	85,776	87,276	General
19	Ballek	Robert	Teacher-Science	100%	50115	85,776	87,276	General
20	Ben-Salahuddin	Tariq	Teacher-History/Social Studies	100%	50115	85,776	87,276	General
21	Forselius	Erik	Teacher-History/Social Studies	100%	50115	85,776	87,276	General
22	Meadows	Alfred	Teacher-History/Social Studies	100%	50115	85,776	87,276	General
23	Donlan	Nancy	Teacher-Art	100%	50115	86,526	87,276	General
24	Alderman	Kendall	Teacher-Music	100%	50115	82,138	87,276	General
25	Pendziwater	Ursula	Teacher-Special Ed	100%	50115	85,776	87,276	General
26	Maloney	Mary	Teacher-Special Ed	100%	50115	85,776	87,276	General
27	Lane	Mary	Teacher-Special Ed	100%	50115	86,526	87,276	General
28	Haughton	Harold	Teacher-Special Ed	100%	50115	85,776	87,276	General
29	James	Nancy	Teacher-Special Ed	100%	50115	86,526	87,276	General
30	Selearis	Michael	Teacher-Science	100%	50115	83,500	85,000	General
31	Sansone	Anthony	Teacher-Technology Education	100%	50115	84,250	85,000	General
32	Perloth	Judith	Teacher-Special Ed	100%	50115	84,250	85,000	General
33	Martinez	Damaris	Teacher-Special Ed	100%	50115	84,250	85,000	General
34	Toomey	Nancy	Teacher-Science	100%	50115	81,989	84,851	General
35	Roland	William	Teacher-Special Ed	100%	50115	81,989	84,851	General
36	De Alejos	Susan	Teacher-Special Ed	100%	50115	81,989	84,851	General
37	Vargas-Thomas	Rosa	Teacher-School Social Worker	100%	50115	81,989	84,851	General
38	Kleinfeld	Barry	Teacher-Mathematics	100%	50115	79,276	82,138	General
39	Berlin	Cynthia	Teacher-Science	100%	50115	79,276	82,138	General
40	Dest	Stephen	Teacher-History/Social Studies	100%	50115	79,276	82,138	General

Count	Last Name	First Name	Title	% At School	Object	Salary15-16	Salary 16-17	Fund Type
41	Gara	Gary	Teacher-Technology Education	100%	50115	78,303	81,898	General
42	Legere	Carl	Teacher-School Psychologist	90%	50115	80,315	80,990	General
43	Puklin	Lucia	Teacher-Reading	100%	50115	75,605	79,276	General
44	Anderson	Kimberly	Teacher-English	100%	50115	75,605	79,276	General
45	Sasso	Barbara	Teacher-English	100%	50115	75,605	79,276	General
46	O'Brien	Virginia	Teacher-Business	100%	50115	75,605	79,276	General
47	Hulin	Bernard	Teacher-Science	100%	50115	75,840	78,804	General
48	Kissel	Stephen	Teacher-Science	100%	50115	78,804	78,804	General
49	Bertola Emerson	Adriana	Teacher-Foreign Language	100%	50115	74,617	78,303	General
50	Pellino	Melissa	Teacher-Special Ed	100%	50115	74,617	78,303	General
51	Lapidus	Lisa	Teacehr-Social Studies 10Th Gr	100%	50115	108,195	113,539	Special
52	Criscuolo	Raymond	Teacher-Science	100%	50115	71,933	75,605	General
53	OLynneger	William	Teacher-English	100%	50115	71,933	75,605	General
54	Huckabey	Deresia	Teacher-Foreign Language	100%	50115	71,933	75,605	General
55	Yanyac	Ashley	Teacher-Business	100%	50115	71,694	74,617	General
56	Hickey	David	Teacher-Business	100%	50115	69,676	73,338	General
57	Brochin	James	Teacher-History/Social Studies	100%	50115	69,998	72,916	General
58	Monahan	Katherine	Teacher-Guidance Counselor	100%	50115	69,038	71,933	General
59	Bellantoni	James	Teacher-Business	100%	50115	69,038	71,933	General
60	Giordano	Tania Maria	Teacher-Art	100%	50115	68,810	71,694	General
61	Valus	John	Teacher-Home Economics	100%	50115	66,803	69,676	General
62	Delucia	Salvatore	Teacher-English	100%	50115	66,180	69,038	General
63	Clampitt	Cynthia	Teacher-Tesol	100%	50115	65,935	68,810	General
64	Akella	Somi Devi	Teacher-Science	100%	50115	65,935	68,810	General
65	Mcmullen	Mary	Teacher-Lib/Media Specialist	100%	50115	65,935	68,810	General
66	Gonzalez	Joseph	Teacher-Business	100%	50115	65,935	68,810	General
67	Cofrancesco	Mark	Teacher-Vocational Education	100%	50115	63,966	66,803	General
68	Demayo	Tracy	Teacher-Physical Education	100%	50115	63,334	66,180	General
69	Angotta	Kimberly	Teacher-Mathematics	100%	50115	63,334	66,180	General
70	Nebouvailo	Irina	Teacher-Mathematics	100%	50115	63,334	66,180	General
71	O'Leary	Carl	Teacher-Dev. Reading/9-12	100%	50115	63,334	66,180	General
72	Woodland	Charlene	Teacher-Science	100%	50115	63,334	66,180	General
73	Quinn	Brendan	Teacher-History/Social Studies	100%	50115	63,334	66,180	General
74	Burke	Jennifer	Teacher-Guidance Counselor	100%	50115	63,334	66,180	General
75	Lawrence	Patrick	Teacher-Art	100%	50115	63,334	66,180	General
76	Grant	Linda	Teacher-Guidance Counselor	100%	50115	63,334	66,180	General
77	Grindrod	Brian	Teacehr-Social Studies 10Th Gr	100%	50115	92,094	95,606	Special
78	Palmieri	Kristin	Teacher-English	100%	50115	61,141	63,966	General
79	Negron	Hector	Teacher-Physical Language	100%	50115	61,141	63,966	General
80	Marquez	Samuel	Teacher-Foreign Language	100%	50115	61,141	63,966	General
81	Vaiuso	Samara	Teacher-Art	100%	50115	61,141	63,966	General
82	King-Evans	Noshina	Teacher-Special Ed	100%	50115	61,124	63,513	General
83	Gale	Travis	Teacher-Physical Education	100%	50115	60,919	63,334	General
84	Kazienko	Elena	Teacher-Art Grades K-8	100%	50115	60,919	63,334	General
85	Wray	Xiomara	Teacher-Foreign Language	100%	50115	88,333	91,834	Special
86	Cobb	Rochelle	Teacher-English	100%	50115	58,523	60,919	General
87	Storey	Danielle	Teacher-Music	100%	50115	58,523	60,919	General
88	Bartone	Debbie	Teacher-Guidance Counselor	100%	50115	58,801	58,801	General
89	De Morro	James	Teacher-School Psychologist	100%	50115	58,801	58,801	General
90	Lipinski	Kevin	Teacher-History/Social Studies	100%	50115	56,329	58,719	General
91	Barnes	Jeremy	Teacher-Music	100%	50115	56,329	58,719	General
92	Bradshaw	Nathaniel	Teacher-Home Economics	100%	50115	56,329	58,719	General
93	Fischer	Megan	Teacher-Science	100%	50115	56,267	56,267	General
94	Farrell	Jeff	Teacher-Physical Education	100%	50115	56,199	56,199	General
95	Gates	Katherine	Teacher-Physical Education	100%	50115	56,199	56,199	General
96	Billy	Antoine	Teacher-Mathematics	100%	50115	56,199	56,199	General
97	Charles	Jeffrey	Teacher-Mathematics	100%	50115	56,199	56,199	General
98	Ploss	Carl	Teacher-Foreign Language	100%	50115	56,199	56,199	General
99	Pechette	James	Teacher-Guidance Counselor	100%	50115	56,199	56,199	General
100	Bednar	Donna	Teacher-Science	100%	50115	78,796	78,796	Special
101	Padro	Liudmila	Teacher-Tesol	100%	50115	54,006	54,006	General
102	Mckinney	William	Teacher-Mathematics	100%	50115	53,938	53,938	General
103	Marques	Joao	Teacher-History/Social Studies	100%	50115	53,938	53,938	General
104	Dima	Mihaela	Teacher-English	100%	50115	53,938	53,938	General
105	Munson	Maria	Teacher-Foreign Language	100%	50115	53,938	53,938	General
106	Flanagan	Brian	Teacher-Guidance Counselor	100%	50115	53,938	53,938	General
107	Lassek	Victoria	Teacher-Mathematics	100%	50115	51,740	51,740	General
108	Lawrence	Justin	Teacher-Science	100%	50115	51,740	51,740	General
109	Joshi	Savita	Teacher-Science	100%	50115	51,740	51,740	General

Count	Last Name	First Name	Title	% At School	Object	Salary15-16	Salary 16-17	Fund Type
110	Adamczyk	Lisa	Teacher-Science	100%	50115	51,740	51,740	General
111	Pernal	Nicole	Teacher-English	100%	50115	51,740	51,740	General
112	Chester	Lisa	Teacher-English	100%	50115	51,740	51,740	General
113	Loureiro	Christopher	Teacher-English	100%	50115	51,740	51,740	General
114	Palitz Nelken	Akimi	Teacher-English	100%	50115	51,740	51,740	General
115	Lopez	Raquel	Teacher-English	100%	50115	51,740	51,740	General
116	Aceto	Lauren	Teacher-Mathematics	100%	50115	49,601	49,601	General
117	Torre	Koren	Teacher-History/Social Studies	100%	50115	71,921	71,921	Special
118	Mack	Lanna	Teacher-Business	100%	50115	71,921	71,921	Special
119	Roberts	Christopher	Teacher-Physical Education	100%	50115	49,546	49,546	General
120	Wallace	Cordell	Teacher-Mathematics	100%	50115	49,546	49,546	General
121	Williams	Kayla	Teacher-English	100%	50115	49,546	49,546	General
122	Soares	Jaime	Teacher-English	100%	50115	49,546	49,546	General
123	O'Lynnger	Kristin	Teacher-English	100%	50115	49,546	49,546	General
124	Fee	Robert	Teacher-English	100%	50115	49,546	49,546	General
125	Lawrence	Kimberly	Teacher-Special Ed	100%	50115	49,546	49,546	General
126	Morrison	Kathleen	Teacher-Mathematics	100%	50115	49,546	49,546	General
127	Shyam	Aparna	Teacher-Mathematics	100%	50115	47,551	47,551	General
128	Lukos	Michelle	Teacher-History/Social Studies	100%	50115	47,551	47,551	General
129	Demsky	Elizabeth	Teacher-Guidance Counselor	100%	50115	47,551	47,551	General
130	Crocco	Jacqueline	Teacher-Mathematics	100%	50115	47,408	47,408	General
131	Wodatch	Peter	Teacher-Science	100%	50115	47,408	47,408	General
132	Gomez	Anthony	Teacher-Foreign Language	100%	50115	68,742	68,742	Special
133	Perez-Estrada	Mary	Teacher-Foreign Language	100%	50115	45,953	45,953	General
134	Iaquinto	Mary	Teacher-Foreign Language	0%	50115	45,953	45,953	General
135	Protz	Steven	Teacher-Mathematics	100%	50115	45,953	45,953	General
136	Otero	Iris	Teacher-Guidance Counselor	100%	50115	45,953	45,953	General
137	Helmke	Danielle	Teacher-Special Ed	100%	50115	45,953	45,953	General
138	Giglio	David	Teacher-History/Social Studies	100%	50115	45,953	45,953	General
139	Meyer	Jordan	Teacher-Science	100%	50115	45,357	45,357	General
140	Farfone	Melissa	Teacher-Foreign Language	100%	50115	45,357	45,357	General
141	Latella	Anthony	Teacher-Mathematics	100%	50115	43,759	43,759	General
142	Wuetrich	Kaitlyn	Teacher-Mathematics	100%	50115	43,759	43,759	General
143	Dahm	Caroline	Teacher-Science	100%	50115	43,759	43,759	General
144	Roberge	Elisia	Teacher-English	100%	50115	63,451	63,451	Special
145	Carthens	Earl	Drop Out Prevention (261 Days)	100%	50119	63,351	63,351	Special
146	Dean	Deborah	School Business Manager-10 Mos	100%	50118	43,491	43,491	General
147	Garrett	Lisa	Chief Clerk	100%	50124	41,207	41,207	General
148	Bauer	Melanie	Comm School Bldg Leader	100%	50118	59,407	59,407	Special
149	Moody	Aaron	Drop Out Prevention (261 Days)	100%	50119	58,541	58,541	Special
150	Bazinet	Heather	Teacher-Speech And Hearing	50%	50115	37,309	39,152	General
151	Lindsay	Desiree	In House Suspension Worker	100%	50120	38,923	38,923	General
152	Giannopoulos	Angeliki	Teacher-Foreign Language	0%	50115	38,262	38,262	General
153	Fortier	Janet	Clerk Typist 12 Months Boe	100%	50124	37,883	37,883	General
154	Nuzzo	Ann	Teacher-45% Time	100%	50115	37,632	37,632	General
155	Washington	Avery	Student Retention Spec. 10 Mos	100%	50128	31,824	31,824	General
156	Mcclease	Gerald	Student Retention Spec. 10 Mos	100%	50128	46,145	46,145	Special
157	Horton	Diane	Clerk Typist 10 Month Boe	100%	50124	31,570	31,570	General
158	Porras	Patricia	Clerk Typist 10 Month Boe	100%	50124	45,777	45,777	Special
159	Hughes	Ivette	Student Retention Spec. 10 Mos	100%	50128	30,306	30,306	General
160	Avila	Jose	Student Retention Spec. 10 Mos	100%	50136	30,306	30,306	General
161	Champion	Shavelle	Teacher-School Social Worker	60%	50115	43,631	43,631	Special
162	Scott	Eric	Cook/Lead	100%	50126	27,654	40,098	Food Service
163	Mckenzie	Sydney	School Security Officer 10 Mos	100%	50127	27,602	27,602	General
164	Maturo	Scott	School Security Officer 10 Mos	100%	50127	27,602	27,602	General
165	Hicks	Trevor	School Security Officer 10 Mos	100%	50127	27,602	27,602	General
166	Franchi	Joseph	School Security Officer 10 Mos	100%	50127	27,602	27,602	General
167	Stewart	Lance	Asst Teacher S/Ed Ages K-8	100%	50128	25,576	25,576	General
168	Alston	Albert	Asst Teacher S/Ed Ages K-8	100%	50128	22,757	22,757	General
169	Crespo	Melvin	Drop Out Prevention (261 Days)	50%	50119	31,675	31,675	Special
170	Streater	Darlene	General Worker	100%	50126	21,285	30,863	Food Service
171	Ross	Darlene	General Worker	100%	50126	21,121	30,625	Food Service
172	Gurley	Sheree	Asst Teacher S/Ed Ages K-8	100%	50128	20,773	20,773	General
173	Lapiana	Donna	Asst Teacher S/Ed Ages K-8	100%	50128	20,773	20,773	General
174	Arcovitch	Donna Marie	Asst Teacher S/Ed Ages K-8	100%	50128	20,773	20,773	General
175	Libretti	Barbara	General Worker	100%	50126	20,303	29,439	Food Service
176	Santana	Mildred	Asst Teacher S/Ed Ages K-8	100%	50128	20,115	20,115	General
177	Kirwin	Lindsay	Asst Teacher S/Ed Ages K-8	100%	50128	20,115	20,115	General
178	Boone	Tasha	Asst Teacher S/Ed Ages K-8	100%	50128	20,115	20,115	General
179	Digioia	Kathleen	Asst Teacher S/Ed Ages K-8	100%	50128	20,115	20,115	General
180	Champion	Shavelle	Teacher-School Social Worker	40%	50115	29,088	29,088	Special
181	Peterson	Latrice	Asst Teacher S/Ed High School	100%	50128	19,451	19,451	General
182	Sturdivant	Courtney	Asst Teacher-Special Education	100%	50128	19,451	19,451	General
183	Foster	Tanya	Asst Teacher-Special Education	100%	50128	19,451	19,451	General

Count	Last Name	First Name	Title	% At School	Object	Salary15-16	Salary 16-17	Fund Type
184	Aviles	Janet	Asst Teacher S/Ed Ages K-8	100%	50128	18,793	18,793	General
185	Morrison	Jasmine	Asst Teacher-Special Education	100%	50128	18,793	18,793	General
186	Ulmer	Clayton	Asst Teacher-Special Education	100%	50128	27,250	27,250	Special
187	Lachat	Denise	General Worker	100%	50126	16,864	24,453	Food Service
188	Richardson	Lillian	General Worker	100%	50126	15,227	22,079	Food Service
189	Boyd	Lakeshia	General Worker	80%	50126	13,754	19,943	Food Service
190	Switaj	Eugenia	General Worker	100%	50126	13,590	19,706	Food Service
191	Esposito	Josephine	General Worker	100%	50126	13,590	19,706	Food Service
192	Providence	Shem	General Worker	100%	50126	10,315	14,957	Food Service
193	London	Elsie	General Worker	28%	50126	5,043	7,312	Food Service



## Worthington Hooker School

### General Fund Allocation

### Methodology

			Enrollment	x	Per Pupil
K-8 Base Student Funding	\$1,640,715	=	470	X	\$3,491
9-12 Base Student Funding	\$0	=	-	X	3,840
Family Income Based Funding	60,043	=	43	X	1,396
Student Mobility Funding	29,323	=	21	X	1,396
English Learners Funding	84,828	=	71	X	1,195
Special Education Funding	36,305	=	25	X	1,452
District-Directed Funds	-				
<b>Total General Funds Allocation</b>	<b>\$1,851,215</b>				
Proposed Interdistrict Allocation	\$0				
Staff Paid from Non-School Sources (ex. Special Funds, Itinerant)	853,651				
Year One - Phase in Adjustment	332,823				
Other Supplemental Funding	200,000				
Open Choice or Tuition if Applicable	-				
<b>Total FY17 Budget Allocation</b>	<b>\$3,237,689</b>				
Total Enrollment	470				
Budget Per Pupil	<b>\$6,889</b>				

Note: General Funding Enrollment is based on Resident K-12 Students.

ELL and Special Education Per Pupils are blended rates of multiple categories.

Worthington Hooker School							Salary Totals:		
							FY 16	FY 17	
							\$ 2,977,148	\$ 3,076,387	
Count	Last Name	First Name	Title	% At School	ORG	Object	Salary15-16	Salary 16-17	Fund Type
1	Hershonik	Sheryl	Principal	100%	19044038	50113	\$ 141,655	\$ 144,649	General
2	Robles-Rivas	Evelyn	Principal Special Assignment	100%	19044038	50113	141,312	144,306	General
3	Flynn	Doreen	Teacher-Special Ed K-8	100%	19049038	50115	85,776	87,276	General
4	Cudworth	Kimberly	Teacher-Instruct. Coach Math	100%	25476106	50115	124,375	126,550	Special
5	Desir-Lewis	Carla	Teacher-Grade 6	100%	19041038	50115	85,776	87,276	General
6	Wilson	Cynthia	Teacher-Grade 4	100%	19041038	50115	86,526	87,276	General
7	Raymond	Ann	Teacher-Special Ed K-8	100%	19049038	50115	85,776	87,276	General
8	Mirando	Kathleen	Teacher-Phys. Ed Grades K-8	100%	19040338	50115	86,526	87,276	General
9	Hart	Elizabeth	Teacher-Lib/Media Specialist	100%	19042038	50115	85,776	87,276	General
10	Porto Ladore	Daniela	Teacher-Literacy Coaching Spec	100%	19042038	50115	78,303	81,898	General
11	Jones	Douglas	Teacher-Science Grades 5/8	100%	19041438	50115	77,000	79,862	General
12	Stein	Eden	Teacher-Integrated Lang. Arts	100%	19041638	50115	72,916	75,840	General
13	Cavanaugh	Judith	Teacher-Art Grades K-8	100%	19042138	50115	71,933	75,605	General
14	Breuler	Mia	Teacher-Foreign Language K-8	100%	19041738	50115	66,180	69,038	General
15	Carloni	Hope	Teacher-Grade 5	100%	19041038	50115	63,334	66,180	General
16	Miller	Kyle	Teacher-Grade 5	100%	19041038	50115	63,334	66,180	General
17	Salem	Paul	Teacher-Grade 3	100%	19041038	50115	63,334	66,180	General
18	Gwiazda	Laurie	Teacher-Grade 1	100%	19041038	50115	63,334	66,180	General
19	Page	Elizabeth	Teacher-Music	100%	19042238	50115	63,334	66,180	General
20	Gillooly	Leah	Teacher-Grade 3	100%	19041038	50115	63,334	66,180	General
21	Michaels	Tara	Teacher-Itinerant Tesol	100%	19041238	50115	63,334	66,180	General
22	Ankuda	Megan	Teacher-Music	100%	19042238	50115	63,513	65,935	General
23	Shortt	Timothy	Teacher-Grade 2	100%	19041038	50115	61,141	63,966	General
24	Amato Prekulaj	Christina	Teacher-Grade 2	100%	19041038	50115	60,919	63,334	General
25	Checko	Katie	Teacher-Kindergarten	100%	19041038	50115	60,919	63,334	General
26	Behn	Kristin	Teacher-Integrated Lang. Arts	100%	19041638	50115	60,919	63,334	General
27	Mitchell	Seth	Teacher-Physical Education	60%	19040312	50115	58,719	61,141	General
28	Villanueva	Julie	Teacher-Grade 4	100%	19041038	50115	58,801	58,801	General
29	Daughenbaugh	Gina	Teacher-Kindergarten	100%	19041038	50115	56,199	56,199	General
30	Porto	Andrew	Building Manager	100%	19047438	50121	54,808	55,904	General



## Worthington Hooker School

### Full-Time Salaries

General Fund and Interdistrict Salaries	\$2,796,343
Special Funds Actual + Benefits	198,830
Food Service	81,215
<b>Total Salaries</b>	<b>\$3,076,387</b>

Non-Personel (Supplies, Materials, etc.)	76,474
Part-Time	51,239
<b>Total Budget</b>	<b>\$3,204,100</b>

Total Enrollment	470
Budget Per Pupil	<b>\$6,817</b>

Count	Last Name	First Name	Title	% At School	Object	Salary Totals:		Fund Type
						FY 16 \$ 2,977,148	FY 17 \$ 3,076,387	
						Salary15-16	Salary 16-17	
1	Hershonik	Sheryl	Principal	100%	50113	\$ 141,655	\$ 144,649	General
2	Robles-Rivas	Evelyn	Principal Special Assignment	100%	50113	141,312	144,306	General
3	Flynn	Doreen	Teacher-Special Ed K-8	100%	50115	85,776	87,276	General
4	Cudworth	Kimberly	Teacher-Instruct. Coach Math	100%	50115	124,375	126,550	Special
5	Desir-Lewis	Carla	Teacher-Grade 6	100%	50115	85,776	87,276	General
6	Wilson	Cynthia	Teacher-Grade 4	100%	50115	86,526	87,276	General
7	Raymond	Ann	Teacher-Special Ed K-8	100%	50115	85,776	87,276	General
8	Mirando	Kathleen	Teacher-Phys. Ed Grades K-8	100%	50115	86,526	87,276	General
9	Hart	Elizabeth	Teacher-Lib/Media Specialist	100%	50115	85,776	87,276	General
10	Porto Ladore	Daniela	Teacher-Literacy Coaching Spec	100%	50115	78,303	81,898	General
11	Jones	Douglas	Teacher-Science Grades 5/8	100%	50115	77,000	79,862	General
12	Stein	Eden	Teacher-Integrated Lang. Arts	100%	50115	72,916	75,840	General
13	Cavanaugh	Judith	Teacher-Art Grades K-8	100%	50115	71,933	75,605	General
14	Breuler	Mia	Teacher-Foreign Language K-8	100%	50115	66,180	69,038	General
15	Carlioni	Hope	Teacher-Grade 5	100%	50115	63,334	66,180	General
16	Miller	Kyle	Teacher-Grade 5	100%	50115	63,334	66,180	General
17	Salem	Paul	Teacher-Grade 3	100%	50115	63,334	66,180	General
18	Gwiazda	Laurie	Teacher-Grade 1	100%	50115	63,334	66,180	General
19	Page	Elizabeth	Teacher-Music	100%	50115	63,334	66,180	General
20	Gillooly	Leah	Teacher-Grade 3	100%	50115	63,334	66,180	General
21	Michaels	Tara	Teacher-Itinerant Tesol	100%	50115	63,334	66,180	General
22	Ankuda	Megan	Teacher-Music	100%	50115	63,513	65,935	General
23	Shortt	Timothy	Teacher-Grade 2	100%	50115	61,141	63,966	General
24	Amato Prekulaj	Christina	Teacher-Grade 2	100%	50115	60,919	63,334	General
25	Checko	Katie	Teacher-Kindergarten	100%	50115	60,919	63,334	General
26	Behn	Kristin	Teacher-Integrated Lang. Arts	100%	50115	60,919	63,334	General
27	Mitchell	Seth	Teacher-Physical Education	60%	50115	58,719	61,141	General
28	Villanueva	Julie	Teacher-Grade 4	100%	50115	58,801	58,801	General
29	Daughenbaugh	Gina	Teacher-Kindergarten	100%	50115	56,199	56,199	General
30	Porto	Andrew	Building Manager	100%	50121	54,808	55,904	General
31	Torres	David	Building Manager	100%	50121	54,808	55,904	General
32	Drum	Erin	Teacher-School Social Worker	100%	50115	50,810	52,748	General
33	Nevard	Laura	Teacher-Grade 1	100%	50115	51,740	51,740	General
34	Bush	Wayne	Assistant Building Manager	100%	50121	48,836	49,813	General
35	Ordway	William	Assistant Building Manager	100%	50121	48,836	49,813	General
36	Evans	Lynnell	Teacher-Math Grade 5/8	100%	50115	49,546	49,546	General
37	Houde	Rebecca	Teacher-Grade 6	100%	50115	47,551	47,551	General
38	Ascenzia	Toni	In House Suspension Worker	100%	50120	38,923	38,923	General
39	Hinton	Katheasha	Clerk Typist 10 Month Boe	100%	50124	31,570	31,570	General
40	Green	Pamela	Clerk Typist 10 Month Boe	100%	50124	31,570	31,570	General

Count	Last Name	First Name	Title	% At School	Object	Salary15-16	Salary 16-17	Fund Type
41	Cheng	Hong	Teacher-Foreign Language	58%	50115	28,769	28,769	General
42	Ackerman	Marie	Asst Teacher Grade 1	100%	50128	37,085	37,085	Special
43	Donohue	Marguerite	Asst Teacher Kdg	100%	50128	35,194	35,194	Special
44	Plano	Pamela	Cook/Lead	100%	50126	23,840	34,568	Food Service
45	Dipietro	Deborah	Asst Teacher Grade 1	100%	50128	20,773	20,773	General
46	Maffuid	Phyllis	Asst Teacher S/Ed Ages K-8	100%	50128	19,451	19,451	General
47	Boyd	Alfred	Cook/Lead	100%	50126	19,072	27,654	Food Service
48	Claudio	Martha	Asst Teacher Kdg	100%	50128	18,793	18,793	General
49	Esposito	Lu-Ann	Teacher-Phys. Ed Grades K-8	20%	50115	13,808	14,387	General
50	Drum	Erin	Teacher-School Social Worker	20%	50115	12,703	13,187	General
51	Casella	Ercole	Teacher-Physical Education	20%	50115	11,266	11,744	General
52	Petaway	Shauntae	General Worker	100%	50136	6,549	9,496	Food Service
53	Colon	Maria	General Worker	100%	50126	6,549	9,496	Food Service